

ANFIELD B. C. INVITATION "100" 2ND JUNE, 1925.

Name & Club.	Actual Time.	H'cap	H'cap Time.	CHECKS.			Finish.
				No.3	No.7	No.9	
1 A. Wilson. Yorks. R.C.	4.55.31	Scr.	4.55.31	1.18	1.9	1.31	57.31
2 G. Matton. Highgate R.C.	5.8.42	10min	4.58.42	1.19	1.12	1.36	1.1.42
3 H. McCourt. Cheadle Hulme	5.29.56	30 "	4.59.56	1.27	1.20	1.38	1.4.56
4 J. Gilbert. Yorks. R.C.	5.32.49	30 "	5.2.49	1.29	1.20	1.42	59.49
5 G.B. Orrell. Anfield.	5.20.52	16 "	5.4.52	1.20	1.16	1.42	1.2.52
6 A. Mercer. Crewe R.C.	5.34.56	30 "	5.4.56	1.28	1.18	1.41	1.7.56
7 N.R. King. Speedwell.	5.28.35	23 "	5.5.35	1.25	1.23	1.39	1.1.35
8 F. Stott. Century.	5.10.53	4 "	5.6.53	1.19	1.13	1.36	1.2.53
9 N.O. Prey. E.L.W.	5.37.27	30 "	5.7.27	1.25	1.19	1.47	1.6.27
10 F. Southall. Norwood P.	5.8.37	1 "	5.7.37	1.18	1.12	1.38	1.0.37
11 F. Fowler. Poly.	5.11.47	4 "	5.7.47	1.20	1.12	1.38	1.1.47
12 J. Carter. Norwood P.	5.28.52	20 "	5.8.52	1.26	1.17	1.38	1.7.52
13 C.T. Lawrence. Notts Castle.	5.37.4	27 "	5.10.4	1.25	1.19	1.49	1.4.4
14 J.D. Dougall. Marlboro A.C.	5.20.54	9 "	5.11.54	1.22	1.17	1.39	1.2.34
15 T.D. Chapman. Wood End.	5.25.35	14 "	5.11.35	1.25	1.17	1.39	1.4.35
16 A. West. Bath Road.	5.16.40	4 "	5.12.40	1.20	1.13	1.39	1.4.20
17 A. Squire. M.C. & A.C.	5.18.56	6 "	5.12.56	1.24	1.17	1.37	1.0.56
18 (A.G. Baylis. E.L.W.	5.43.3	30 "	5.13.3	1.26	1.21	1.48	1.8.3
(C. Marshall. Vegetarian.	5.23.3	10 "	5.13.3	1.25	1.16	1.41	1.1.3
19 L. Ray. Walsall.	5.38.42	25 "	5.13.42	1.27	1.23	1.45	1.3.42
20 D.F. Nash. Poly.	5.20.29	6 "	5.14.29	1.25	1.13	1.37	1.5.29
21 W.G. Luxton. Century.	5.30.15	15 "	5.15.15	1.23	1.18	1.44	1.5.15
22 F. Greenwood. M.C. & A.C.	5.19.16	4 "	5.15.16	1.23	1.13	1.40	1.3.16
23 E.C. Pilcher. Poly.	5.19.37	4 "	5.15.37	1.18	1.16	1.44	1.1.37
24 B. Satchwell. M.C. & A.C.	5.31.44	16 "	5.15.44	1.24	1.23	1.43	1.1.44
25 P.H. Beeson. Walsall.	5.46.38	30 "	5.16.38	1.27	1.25	1.47	1.7.38
26 J.A. Grimshaw. Anfield.	5.42.20	25 "	5.17.20	1.26	1.20	1.48	1.8.20
27 J.W. Rossiter. Century.	5.20.25	3 "	5.17.25	1.23	1.16	1.37	1.4.25
28 W.A. Tuplin. Gomersal.	5.33.41	16 "	5.17.41	1.27	1.17	1.43	1.6.41
29 E. Allen. Notts Castle.	5.42.56	25 "	5.17.56	1.28	1.21	1.46	1.7.56
30 R.E. Wilson. Unity.	5.47.57	30 "	5.17.57	1.28	1.23	1.48	1.8.57
31 A. Hughes. M'chester W.	5.48.14	30 "	5.18.14	1.29	1.21	1.50	1.8.14
32 A. Rogerson. Gomersal.	5.44.8	25 "	5.19.8	1.26	1.21	1.51	1.6.8
33 A. Jones. E.L.W.	5.44.26	24 "	5.20.26	1.24	1.23	1.51	1.6.26
34 F.L. Meyer. Speedwell.	5.35.37	15 "	5.20.37	1.25	1.22	1.46	1.2.37
35 J.E. Holdsworth. Kentish W.	5.26.45	6 "	5.20.45	1.35	1.18	1.42	1.1.45
36 H. Grove. Sharrow.	5.48.53	28 "	5.20.53	1.26	1.22	1.50	1.10.53
37 D. Johnson. B'head N.E.	5.47.11	26 "	5.21.11	1.25	1.22	1.51	1.9.11
38 J. Makinson. Chorley C.C.	5.35.37	15 "	5.21.37	1.23	1.21	1.45	1.6.37
39 L.E. Carton. Highgate.	5.34.45	13 "	5.21.45	1.24	1.17	1.51	1.2.45
40 J.G. Shaw. Anfield.	5.52.38	30 "	5.22.38	1.31	1.24	1.50	1.7.38
41 F. Thorley. Rotherham W.	6.2.59	40 "	5.22.39	1.31	1.30	1.52	1.9.39
42 E.W. Pepper. L'ster R.C.	5.52.55	30 "	5.22.55	1.26	1.24	1.56	1.6.55
43 A.J. King. M.C. & A.C.	5.49.8	25 "	5.24.8	1.27	1.24	1.46	1.12.8
44 J.S. Blackburn. Anfield.	5.40.35	16 "	5.24.35	1.22	1.20	1.49	1.9.35
45 R.H. Bailey. M.C. & A.C.	5.44.51	20 "	5.24.51	1.33	1.20	1.45	1.6.51

© Tricycle.

Name & Club.	Actual Time.	H'cap	H'cap Time.	CHECKS.			Finish.
				No.3	No.7	No.9	
46 C. Martin. Bath Road.	5.50.20	25 min	5.25.20	1.26	1.26	1.45	1.13.20
47 B. Stott. Century.	5.35.51	10 "	5.25.51	1.25	1.22	1.45	1.2.51
48 W.J. Finn. I.R.C.	5.51.7	25 "	5.26.7	1.24	1.23	1.46	1.18.7
49 E. Chandler. L'ster R.C.	5.42.20	16 "	5.26.20	1.25	1.24	1.46	1.7.20
50 V. Ware. Norwood P.	5.39.28	12 "	5.27.28	1.26	1.19	1.45	1.9.28
51 F.B.D. Walker. Palantine.	5.48.22	20 "	5.28.22	1.28	1.18	1.51	1.11.22
52 F.A. Beardsmore. L'str R.C.	5.45.27	17 "	5.29.27	1.23	1.22	1.45	1.16.27
53 G.E. Sibthorpe. Highgate.	5.36.21	6 "	5.30.21	1.26	1.16	1.44	1.10.21
54 F.J. Marlow. Kentish W.	5.51.35	20 "	5.31.35	1.27	1.21	1.54	1.9.35
55 W.H. Rose. Poly.	5.38.52	7 "	5.31.52	1.24	1.13	1.47	1.14.52
56 N. Sollars. Wood End.	5.47.37	14 "	5.33.37	1.27	1.19	1.51	1.8.37
57 L. Lamouroux. Bath Road.	6.5.14	30 "	5.35.14	1.31	1.27	1.55	1.12.14
58 L.J. Ireland. Wood End.	5.56.57	18 "	5.38.57	1.27	1.29	1.53	1.7.57
59 B.E. Daybell. Unity.	5.57.31	17 "	5.40.31	1.28	1.18	1.52	1.19.31
60 A.A. Rogers. Walton.	6.11.3	30 "	5.41.3	1.26	?	?	?
61 G.E. Webster. Bath Road.	5.56.34	14 "	5.42.34	1.27	1.21	1.48	1.20.34
62 A. Hignett. L'pool Centy.	6.13.3	30 "	5.43.3	1.32	1.27	2.0	1.14.3

FASTEST TIME. A. Wilson, Yorkshire R.C. 4hrs.55min.31secs.

SECOND FASTEST TIME. F. Southall, Norwood Paragon. 5hrs.8min.37secs.

Team Race. 1st. Polytechnic C.C. Aggregate 15hrs. 51min. 53secs.
(F. Fowler, 5hrs.11min.47secs., E.C. Pilcher 5hrs.19min.37s.
D.F. Nash, 5hrs.20min.29secs.)

Do. 2nd. Century R.C. Aggregate 16hrs. 1min. 33secs.
(F. Stott, 5hrs.10min.53secs., J.W. Rossiter, 5hrs.20m.25secs.
W.G. Luxton, 5hrs.30min.15secs.)

CHECKS.
(No.3 Chetwynd Church 28m. 3f. 130yds.
(No.7 Battlefield Corner 51m. 4f. 77yds.
(No.9 Chetwynd Church 82m. 2f. 189yds.

W H Kettle,
Hon. Racing Secy

ANFIELD BICYCLE CLUB

FORMED 1879.

Result of the 100 miles Invitation Unpaced Handicap Time Trial 5th JUNE, 1933.

Name.	Club.	Actual Time. 50 Miles.			Actual Time. 100 Miles.			H'cap.	Handicap Time.		
		H.	M.	S.	H.	M.	S.		MINS.	H.	M.
1	S. ST. JOHN	2	24	37	5	0	4	21	4	39	4
2	G. H. DAWSON	2	20	59	4	58	36	18	4	40	36
3	W. G. CONNOR	2	29	17	5	12	54	30	4	42	54
4	G. B. ORRELL	2	17	26	4	45	37	2	4	43	37
5	*G. BENSON	2	27	27	4	58	39	15	4	43	39
6	*T. E. GODWIN	2	20	57	4	50	40	4	4	46	40
7	*A. COX	2	18	47	4	53	42	7	4	46	42
8	A. J. POWER	2	29	18	5	7	0	20	4	47	0
9	C. MARSHALL	2	19	37	4	47	22	Ser.	4	47	22
10	*G. H. ROBERTS	2	28	30	5	0	31	13	4	47	31
11	*J. E. CARR	2	18	37	4	59	47	12	4	47	47
12	A. B. SMITH	2	24	47	5	8	55	20	4	48	55
13	D. L. RYALLS	2	33	35	5	14	41	25	4	49	41
14	J. J. SALT	2	18	44	4	50	16	Ser.	4	50	16
15	H. D. PEARSON	2	25	49	5	6	29	16	4	50	29
16	C. PARKER	2	24	24	5	0	50	10	4	50	50
17	F. HANCOCK	2	26	35	5	14	4	23	4	51	4
18	*F. T. BROWN	2	19	20	4	53	9	2	4	51	9
19	F. A. BREWSTER	2	29	24	5	21	9	30	4	51	9
20	*W. A. HARRISON	2	23	30	4	54	59	3	4	51	59
21	A. LAWRENCE	2	33	29	5	18	59	27	4	51	59
22	*W. BALL	2	24	35	4	59	6	7	4	52	6
23	H. GREEN	2	29	15	5	16	11	24	4	52	11
24	B. N. SMITH	2	27	46	5	19	22	27	4	52	22
25	H. CRYE	2	29	14	5	12	28	20	4	52	28
26	*J. PITCHFORD	2	22	57	4	56	17	3	4	53	17
27	W. E. JONES	2	29	53	5	11	23	18	4	53	23
28	T. R. PENK	2	24	43	5	3	49	10	4	53	49
29	S. LEDGER	2	25	9	5	7	56	14	4	53	56
30	J. S. JONAS	2	32	39	5	14	20	20	4	54	20
31	E. ATHERTON	2	28	59	5	10	1	15	4	55	1
32	H. JACKSON	2	30	23	5	11	37	16	4	55	37
33	F. S. BOOTH	2	34	49	5	20	47	25	4	55	47
34	F. PHILLIPS	2	27	23	5	16	2	20	4	56	2
35	*A. W. BRUMELL	2	26	5	4	57	4	1	4	56	4
36	T. R. EDMONDSON	2	28	10	5	5	25	9	4	56	25
37	R. P. DA COSTA	2	32	51	5	17	12	20	4	57	12
38	E. A. BONE	2	26	5	5	9	51	12	4	57	51
39	T. SOENS	2	29	55	5	13	55	16	4	57	55
40	W. O. JACKSON	2	32	21	5	13	0	15	4	58	0
41	W. E. YORK	2	34	13	5	19	21	21	4	58	21
42	P. DUCE	2	28	35	5	14	31	16	4	58	31
43	A. E. ELSEGOOD	2	27	45	5	15	38	17	4	58	38
44	S. PHILLIPS	2	24	56	5	9	9	10	4	59	9
45	T. H. HENDERSON	2	27	50	5	11	33	12	4	59	33
46	S. T. PARKER	2	30	18	5	11	48	12	4	59	48
47	S. PARKER	2	27	30	5	14	39	14	5	0	39
48	S. JONES	2	31	34	5	13	57	13	5	0	57
49	H. A. BRODRICK	2	33	31	5	29	10	28	5	1	10
50	C. C. LAMB	2	29	34	5	13	12	12	5	1	12
51	L. CAVE	2	27	40	5	4	22	3	5	1	22
52	F. E. MARRIOTT	2	27	19	5	19	30	16	5	3	30
53	G. H. M. PITT	2	33	48	5	22	9	18	5	4	9
54	J. J. MASTERSON	2	29	41	5	19	34	15	5	4	34
55	J. L. TORRANCE	2	31	38	5	21	52	17	5	4	52
56	W. CULLIGAN	2	30	45	5	26	5	20	5	6	5
57	J. STILLMAN	2	31	21	5	27	2	20	5	7	2
58	V. VEEVERS	2	28	55	5	26	46	18	5	8	46
59	G. LOCKETT	2	42	6	5	33	14	24	5	9	14
60	W. J. FINN	2	34	30	5	34	36	25	5	9	36
61	W. T. MELIA	2	32	15	5	25	48	16	5	9	48
62	L. GEESON	2	28	5	5	33	5	20	5	10	5
63	T. G. ALLAMBY	2	35	40	5	33	24	22	5	11	24
64	A. J. CARR	2	33	5	5	21	45	9	5	12	45
65	R. HEPWORTH	2	31	25	5	38	26	24	5	14	26
66	W. F. COOMBES	2	28	8	5	34	33	18	5	16	33
67	G. RIDYARD	2	37	18	5	42	23	25	5	17	23
68	H. SYKES	2	30	23	5	31	55	14	5	17	55
69	R. TURNER	2	33	10	5	25	14	5	5	20	14
70	L. J. ROSS	2	27	35	5	29	51	Ser.	5	29	51

* Certificates. Fastest Time ... G. B. ORRELL ... Anfield B.C. ... 4hrs. 45mins. 37secs.
 Second Fastest Time ... C. MARSHALL ... Vegetarian C. & A.C. ... 4hrs. 47mins. 22secs.
 Third Fastest Time ... J. J. SALT ... Anfield B.C. ... 4hrs. 50mins 16secs.

TEAM RACE.

First—Anfield B.C.

Second—Potteries C.C.

	H.	M.	S.
G. B. ORRELL	4	45	37
J. J. SALT	4	50	16
J. PITCHFORD	4	56	17
<hr/>			
14 32 10			

	H.	M.	S.
T. E. GODWIN	4	50	40
F. T. BROWN	4	53	9
J. E. CARR	4	59	47
<hr/>			
14 43 36			

TIMEKEEPER - - - W. P. COOK, Esq., R.R.A.
 JUDGE AND REFEREE - W. H. KETTLE, Esq.

S. del BANCO,
 Hon. Racing Secretary.

ANFIELD BICYCLE CLUB

FORMED 1879.

Result of the 100 miles Invitation Unpaced Handicap Time Trial 21st MAY, 1934.

Name.	Club.	Actual Time. 50 Miles.			Actual Time. 100 Miles.			H'cap.	Handicap Time.		
		H.	M.	S.	H.	M.	S.		MINS.	H.	M.
1	C. HOLLAND ...	2	18	38	4	41	8		4	41	8
2	H. JACKSON ...	2	27	40	4	59	41	18	4	41	41
3	R. C. ADAMS ...	2	31	25	5	6	7	23	4	43	7
4	*S. NASH ...	2	23	38	4	52	41	9	4	43	41
5	F. T. BROWN ...	2	21	35	4	48	18	4	4	44	18
6	S. JONES ...	2	28	40	5	1	50	17	4	44	50
7	P. SCARRATT ...	2	28	28	5	9	15	24	4	45	15
8	*J. PITCHFORD ...	2	23	15	4	49	32	4	4	45	32
9	J. J. SALT ...	2	18	49	4	46	23	Ser.	4	46	23
10	E. JOHNSON ...	2	31	15	5	12	4	25	4	47	4
11	S. LEDGER ...	2	23	57	5	0	45	13	4	47	45
12	*G. B. ORRELL ...	2	21	40	4	51	46	4	4	47	46
13	F. A. BREWSTER ...	2	33	35	5	17	53	30	4	47	53
14	W. G. CONNOR ...	2	31	52	5	15	1	27	4	48	1
15	G. BENSON ...	2	28	55	5	0	23	12	4	48	23
16	T. A. RAE ...	2	30	45	5	3	30	15	4	48	30
17	S. LIVINGSTON ...	2	27	53	5	1	37	13	4	48	37
18	E. G. REDDING ...	2	26	7	5	10	47	22	4	48	47
19	P. BRADY ...	2	23	19	5	9	48	20	4	49	48
20	E. B. BARTON ...	2	28	41	5	6	6	15	4	51	6
21	S. ST. JOHN ...	2	20	42	5	1	16	10	4	51	16
22	W. P. ROCK ...	2	28	31	5	16	19	25	4	51	19
23	A. ROGERSON ...	2	25	52	5	11	37	20	4	51	37
24	G. B. SPARY ...	2	31	32	5	14	13	22	4	52	13
25	C. C. LAMB ...	2	28	23	5	4	22	12	4	52	22
26	G. SPEECHLEY ...	2	27	46	5	12	40	20	4	52	40
27	T. WATSON ...	2	31	47	5	17	9	24	4	53	9
28	F. HIBBERT ...	2	33	0	5	18	27	25	4	53	27
29	C. E. TATE ...	2	29	18	5	10	36	17	4	53	36
30	A. J. POWER ...	2	25	55	5	15	45	22	4	53	45
31	G. LOCKETT ...	2	35	40	5	19	59	26	4	53	59
32	C. B. LONG ...	2	28	3	5	5	11	11	4	54	11
33	L. G. PEARCE ...	2	27	54	5	12	13	18	4	54	13
34	M. COUPE ...	2	30	47	5	20	5	25	4	55	5
35	J. W. HEWITT ...	2	27	25	5	8	31	13	4	55	31
36	W. LITTLEWOOD ...	2	30	9	5	10	44	15	4	55	44
37	L. M. BAKER ...	2	31	40	5	18	5	22	4	56	5
	P. T. STALLARD ...	2	24	27	5	1	5	5	4	56	5
39	C. S. MIDDLETON ...	2	23	0	5	3	28	7	4	56	28
40	R. F. ANDERTON ...	2	28	27	5	18	29	22	4	56	29
41	H. L. CARIS ...	2	24	48	5	0	39	4	4	56	39
42	S. PARKER ...	2	21	58	5	10	43	14	4	56	43
43	W. GIBBON ...	2	29	15	5	14	45	18	4	56	45
44	C. W. ALEXANDER ...	2	30	31	5	10	54	14	4	56	54
45	G. E. JONES ...	2	29	29	5	9	8	12	4	57	8
46	B. W. BENTLEY ...	2	25	39	4	59	33	2	4	57	33
47	M. CLARK ...	2	26	28	5	5	6	7	4	58	6
48	E. ATHERTON ...	2	28	0	5	7	22	9	4	58	22
49	G. H. DAWSON ...	2	26	24	5	8	54	10	4	58	54
50	J. E. CARR ...	2	29	5	5	11	4	12	4	59	4
	R. F. DA COSTA ...	2	37	20	5	14	4	15	4	59	4
52	S. ELLISON ...	2	35	25	5	15	15	16	4	59	15
53	P. DUCE ...	2	34	42	5	18	17	19	4	59	17
54	W. TILLING ...	2	29	55	5	9	4	9	5	0	4
55	W. E. YORK ...	2	34	16	5	22	50	22	5	0	50
56	A. J. CARR ...	2	35	38	5	13	52	12	5	1	52
57	H. V. BAKER ...	2	30	41	5	15	0	13	5	2	0
58	H. SUTTON ...	2	30	51	5	14	49	12	5	2	49
59	E. HAYNES, JR. ...	2	38	25	5	33	1	30	5	3	1
60	H. CRVE ...	2	30	11	5	20	10	16	5	4	10
61	C. PRICE ...	2	22	59	5	9	17	5	5	4	17
62	A. WILLIAMS ...	2	33	18	5	34	32	30	5	4	32
63	W. H. LLOYD ...	2	41	17	5	34	41	30	5	4	41
64	G. H. M. PITT ...	2	36	10	5	23	3	18	5	5	3
65	E. SOENS ...	2	29	34	5	17	25	12	5	5	25
66	W. CROWTHER ...	2	36	41	5	23	50	17	5	6	50
67	R. COTTERILL ...	2	35	18	5	24	8	17	5	7	8
68	A. E. ELSEGOOD ...	2	34	54	5	25	57	18	5	7	57
69	L. J. ROSS ...	2	23	49	5	8	20	Ser.	5	8	20
70	J. BERRY ...	2	36	38	5	34	8	25	5	9	8
71	T. H. ATKINSON ...	2	35	30	5	28	1	13	5	15	1
72	F. HEGINBOTHAM ...	2	35	37	5	41	14	18	5	23	14

*Certificates.

Fastest Time ...	C. HOLLAND ...	Midland C. & A.C. ...	4hrs. 41mins. 8secs.
Second Fastest Time ...	J. J. SALT ...	Anfield B.C. ...	4hrs. 46mins. 23secs.
Third Fastest Time ...	F. T. BROWN ...	Potteries C.C. ...	4hrs. 48mins. 18secs.

TEAM RACE.

First—Anfield B.C.

Second—Midland C. & A.C.

	H.	M.	S.		H.	M.	S.
J. J. SALT ...	4	46	23	C. HOLLAND ...	4	41	8
J. PITCHFORD ...	4	49	32	C. S. MIDDLETON ...	5	3	28
G. B. ORRELL ...	4	51	46	C. B. LONG ...	5	5	11
14 27 41			14 49 47				

TIMEKEEPER - - - W. P. COOK, Esq., R.R.A.
JUDGE AND REFEREE - H. GREEN, Esq.

F. E. MARRIOTT,
Hon. Racing Secretary.

W. Hartley
6 Albert. av.
Punmang.
V.R. 5970

Result of the 100 miles Invitation Unpaced Handicap Time Trial

6th JUNE, 1937

NAME	CLUB	Actual Time 50 Miles			Actual Time 100 Miles			H'cap	Handicap Time		
		H.	M.	S.	H.	M.	S.		Mins.	H.	M.
1. J. E. Reeves	Anfield B.C.	2	19	17	4	46	36	17	4	29	36
2. H. H. Pickersgill	Veg. C. & A.C.	2	12	41	4	32	13	Scr.	4	32	13
3. A. N. Pierce	Birkenhead N.E.	2	21	12	4	53	3	20	4	33	3
4. R. Barker	Altrincham Ravens	2	25	3	4	57	23	23	4	34	23
5. C. H. Johnson	Mid-Shropshire Wheelers	2	21	26	4	46	58	11	4	35	58
6. E. Haynes	Anfield B.C.	2	26	8	5	0	4	24	4	36	4
7. G. G. Hunter	Mersey Roads	2	21	42	4	56	22	20	4	36	22
8. D. Fulford	Warwickshire Roads	2	22	1	4	57	8	20	4	37	8
9. W. Trow	Wolverhampton Wheelers	2	23	51	4	54	54	17	4	37	54
10. S. T. Carver	Anfield B.C.	2	25	30	4	58	7	20	4	38	7
11. C. S. Middleton	Midland C. & A.C.	2	23	3	4	53	10	15	4	38	10
12. G. E. Jones	Birkenhead N.E.	2	20	9	4	50	22	12	4	38	22
13. W. H. Pierce	Birkenhead N.E.	2	23	35	4	53	24	15	4	38	24
14. J. Withers	Wolverhampton Central	—	—	—	4	58	49	20	4	38	49
15. A. E. Hicks	Midland C. & A.C.	2	23	8	4	57	9	18	4	39	9
16. C. D. Haines	Withington Wheelers	2	28	43	5	7	14	28	4	39	14
17. J. E. Carr	Anfield B.C.	2	19	24	4	47	23	8	4	39	23
18. P. Scarratt	Potteries C.C.	2	19	12	4	44	30	5	4	39	30
19. R. P. Boardman	Speedwell B.C.	2	33	2	5	7	39	28	4	39	39
20. G. E. Ross	Liverpool Century	2	25	24	4	59	42	20	4	39	42
21. H. E. Lloyd	Withington Wheelers	2	24	46	5	0	27	20	4	40	27
22. A. F. Hughes	Anfield B.C.	2	27	35	5	10	40	30	4	40	40
23. H. Thomas	Anfield B.C.	2	26	49	5	5	1	24	4	41	1
24. J. Brownhill	Ashton Roads	2	27	8	5	1	20	20	4	41	20
25. G. H. Dawson	Birkenhead N.E.	2	19	56	4	50	25	9	4	41	25
26. A. M. Latham	Mersey Roads	2	24	54	5	1	27	20	4	41	27
27. W. G. Connor	Anfield B.C.	2	26	56	5	1	55	20	4	41	55
28. L. Harris	Midland C. & A.C.	2	20	23	4	52	23	10	4	42	23
29. R. W. Smith	Birmingham Crescent	2	22	48	5	5	48	23	4	42	48
30. J. E. Jones	Mid-Shropshire Wheelers	2	23	22	5	4	53	20	4	44	53
31. F. Turner	Cheshire Roads	2	21	54	4	55	17	10	4	45	17
32. F. Jackson	Speedwell B.C.	2	33	23	5	13	55	28	4	45	55
33. H. E. Whitbread	Withington Wheelers	2	33	3	5	14	9	28	4	46	9
34. A. E. Coleman	Speedwell B.C.	2	36	1	5	14	14	28	4	46	14
35. J. Purves	Veg. C. & A.C.	2	22	20	4	58	16	12	4	46	16
36. R. W. Cunningham	Speedwell B.C.	2	30	36	5	11	29	25	4	46	29
37. T. W. Walker	East Liverpool Wheelers	2	26	18	5	3	34	17	4	46	34
38. D. F. Griffiths	Broad Oak	2	25	37	5	0	38	14	4	46	38
39. E. Davies	Walton C. & A.C.	2	24	59	5	11	41	25	4	46	41
40. W. A. Lee	Countrysiders R.C.	2	27	56	5	4	41	18	4	46	41
41. J. T. Mallins	Manchester Wheelers	2	24	39	5	8	58	22	4	46	58
42. E. Gradden	East Liverpool Wheelers	2	25	14	4	58	8	11	4	47	8
43. C. Broadbent	Ashton Roads	2	27	32	5	7	36	20	4	47	36
44. R. G. Bennion	East Liverpool Wheelers	2	20	48	4	59	50	12	4	47	50
45. A. G. R. Thomas	Walsall Roads	2	26	36	5	2	52	15	4	47	52
46. A. Overton	Dukinfield C.C.	2	26	33	5	7	32	19	4	48	32
47. L. Trott	Salford R.C.	2	27	57	5	11	34	23	4	48	34
48. C. H. Woodcock	Warwickshire R.C.	2	30	0	5	13	35	25	4	48	35
49. E. F. Twiss	Warrington R.C.	2	32	12	5	17	40	28	4	49	40
50. J. J. Salt	Anfield B.C.	2	20	14	4	49	45	Scr.	4	49	45
51. F. W. Southall	Walsall Roads	2	22	19	5	1	49	12	4	49	49
52. I. A. Thomas	Anfield B.C.	2	34	28	5	20	0	30	4	50	0
53. S. Jones	Dukinfield C.C.	2	23	17	5	4	37	14	4	50	37
54. H. Batty	Dukinfield C.C.	2	26	38	5	6	3	15	4	51	3
55. L. J. Ross	East Liverpool Wheelers	2	21	40	4	51	8	Scr.	4	51	8
56. F. N. Robertson	Veg. C. & A.C.	2	30	4	5	6	39	15	4	51	39
57. T. Brown	Walsall Roads	2	23	3	5	9	8	17	4	52	8
58. T. S. Mason	Mersey Roads	2	26	37	5	17	17	25	4	52	17
59. N. Roberts	Dukinfield C.C.	2	26	45	5	4	29	12	4	52	29
60. L. Hughes	Speedwell B.C.	2	31	47	5	20	52	28	4	52	52
61. H. K. Swire	Ashton Roads	2	29	33	5	11	14	18	4	53	14
62. G. Ridyard	Manchester Grosvenor	2	29	29	5	12	25	19	4	53	25
63. O. Musgrave	Salford R.C.	2	28	13	5	15	37	22	4	53	37
64. C. Farebrother	Cheshire Roads	2	28	40	5	14	55	20	4	54	55
65. L. V. Russell	East Liverpool Wheelers	2	25	28	5	0	15	5	4	55	15
66. B. E. Baker	Wolverhampton Wheelers	2	31	37	5	8	29	13	4	55	29
67. C. Quinn	Warrington R.C.	2	30	49	5	24	0	28	4	56	0
68. L. Buxton	East Liverpool Wheelers	2	24	34	5	12	33	16	4	56	33
69. V. Veevers	Veg. C. & A.C.	2	34	37	5	14	35	18	4	56	35
70. A. J. Hopwood	Mersey Roads	2	23	40	5	11	40	15	4	56	40
71. F. Batley	Manchester Wheelers	2	27	2	5	11	44	12	4	59	44
72. G. H. Johnson	Walton C. & A.C.	2	29	0	5	18	17	18	5	0	17
73. A. Satterthwaite	East Liverpool Wheelers	2	38	15	5	22	30	20	5	2	30
74. V. L. Lilley	Cheshire Roads	2	31	7	5	26	30	20	5	6	30

FASTEST TIME	H. H. PICKERSGILL	Veg. C. & A.C.	H.	M.	S.
SECOND FASTEST TIME	P. SCARRATT	Potteries C.C.	4	44	30
THIRD FASTEST TIME	J. E. REEVES	Anfield B.C.	4	46	36

CERTIFICATE (15 minutes) C. H. JOHNSON Mid-Shropshire Wheelers 4 46 58

TEAM RACE.

FIRST—ANFIELD B.C.			SECOND—BIRKENHEAD N.E.				
	H.	M.	S.	H.	M.	S.	
J. E. REEVES	4	46	36	G. E. JONES	4	50	22
J. E. CARR	4	47	23	G. H. DAWSON	4	50	25
J. J. SALT	4	49	45	A. N. PIERCE	4	53	3
	14	23	44		14	33	50

Timekeeper : R. J. AUSTIN, Esq., R.R.A.
Judge and Referee : H. GREEN, Esq.

E. BYRON,
Hon. Racing Secretary.

ANFIELD BICYCLE CLUB

FORMED MARCH, 1879.

Result of the 100 miles Invitation Unpaced Handicap Time Trial

6th JUNE, 1938.

NAME	CLUB	Actual Time 50 Miles			Actual Time 100 Miles			H'cap	Handicap Time		
		H.	M.	S.	H.	M.	S.		Mins.	H.	M.
1. R. Firth	Bronte Wh.	2	16	45	4	33	56	Scr.	4	33	56
2. J. Tiffany	Pudsey Road	2	20	41	4	50	25	16	4	34	25
3. B. Rangeley	Nun Brook Wh.	2	17	47	4	51	48	17	4	34	48
4. N. Miller	Selby C.C.	2	18	3	4	45	12	10	4	35	12
5. A. G. Horwood	Bath Road	2	20	40	4	49	34	14	4	35	34
6. J. Wilkinson	Staveley Wh.	2	20	50	4	56	40	21	4	35	40
7. E. Spence	Yorkshire Road	2	25	3	4	55	57	20	4	35	57
8. L. R. Lawrence	Bath Road	2	22	55	4	51	40	15	4	36	40
9. F. Batley	Manchester Wh.	2	21	12	4	56	1	16	4	40	1
10. C. N. Booth	Golden Arrow C.C.	2	24	40	5	0	10	20	4	40	10
11. N. Hey	Bronte Wh.	2	19	25	4	40	33	Scr.	4	40	33
12. W. Guy	South Lancs. Road	2	19	55	4	56	50	16	4	40	50
13. A. Smith	Colne Valley C.C.	2	21	37	4	48	7	7	4	41	7
14. W. J. Austin	Golden Arrow C.C.	2	18	48	4	49	18	8	4	41	18
15. C. H. Johnson	Mid-Shropshire Wh.	2	20	33	4	49	31	8	4	41	31
16. O. Musgrave	Cheshire Roads	2	26	6	5	7	48	26	4	41	48
17. S. Cox	Pudsey Road	2	28	16	5	1	54	20	4	41	54
18. G. Cole	Bronte Wh.	2	31	31	5	4	14	22	4	42	14
19. A. J. Keen	Golden Arrow C.C.	2	26	57	5	7	59	25	4	42	59
20. A. Mountain	Bradford Wh.	2	17	35	4	48	13	5	4	43	13
21. B. E. Baker	Wolverhampton Wh.	2	25	24	4	57	25	14	4	43	25
22. F. Turner	Cheshire Roads	2	21	29	4	56	36	13	4	43	36
23. R. Woodall	Nun Brook Wh.	2	21	13	4	59	46	16	4	43	46
24. A. E. Hicks	Midland C. & A.C.	2	23	48	5	3	17	18	4	45	17
25. W. G. Allen	North Road	2	29	12	5	10	22	25	4	45	22
26. S. Barwick	Yorkshire Road	2	30	48	5	6	59	21	4	45	59
27. L. Brook	Bradford Elite	2	24	15	5	1	15	15	4	46	15
28. G. E. Jones	Birkenhead N.E.	2	26	46	5	2	36	16	4	46	36
29. L. M. Baker	Bath Road	2	24	0	5	4	45	18	4	46	45
30. H. E. Jackson	Wallasey Borough	2	25	9	5	17	1	30	4	47	1
31. N. Read	Yorkshire Road	2	20	13	4	51	58	4	4	47	58
32. K. C. A. Bingham	Broad Oak	2	20	29	4	56	46	8	4	48	46
33. G. Mountain	Bradford Wh.	2	19	11	4	58	53	10	4	48	53
34. J. J. Salt	Anfield B.C.	2	18	20	4	52	8	3	4	49	8
35. E. Rowlands	Stretford Wh.	2	25	7	5	9	33	20	4	49	33
36. W. Trow	Wolverhampton Wh.	2	25	33	5	9	40	20	4	49	40
37. J. Coe	Leicester Forest C.C.	2	29	59	5	10	26	20	4	50	26
38. M. Bucke	Yorkshire Century	2	24	14	5	8	45	18	4	50	45
39. A. H. Latham	Mersey Roads	2	24	9	5	9	48	19	4	50	48
40. S. Clarke	Rawmarsh & Parkgate	2	27	18	5	11	49	21	4	50	49
41. W. P. Rock	Anfield B.C.	2	24	14	5	7	50	17	4	50	50
42. S. G. Hughes	Midland C. & A.C.	2	29	47	5	9	10	18	4	51	10
43. E. Gradden	East Liverpool Wh.	2	29	29	5	5	23	14	4	51	23
44. W. H. Pierce	Birkenhead N.E.	2	22	57	5	6	37	15	4	51	37
45. H. Batty	Nun Brook Wh.	2	24	41	5	7	22	15	4	52	22
46. E. Jones	Mersey Roads	2	24	23	5	8	35	16	4	52	35
47. G. Mellor	Colne Valley C.C.	2	26	28	5	8	47	16	4	52	47
48. A. Rogerson	Spenn Valley	2	33	24	5	9	12	16	4	53	12
49. R. C. Coward	Mersey Roads	2	22	49	5	10	7	16	4	54	7
50. H. Clement	Wallasey Borough	2	31	16	5	12	11	18	4	54	11
51. W. Gibbon	Newport & District	2	28	5	5	12	20	18	4	54	20
52. J. E. Carr	Anfield B.C.	2	24	9	5	2	23	8	4	54	23
53. A. E. Byrnes	Mersey Roads	2	27	11	5	14	57	20	4	54	57
54. L. J. Ross	East Liverpool Wh.	2	24	2	4	58	52	3	4	55	52
55. A. Cross	Nottingham Wh.	2	31	24	5	5	23	8	4	57	23
56. J. T. Pierce	Birkenhead N.E.	2	28	39	5	18	21	20	4	58	21
57. P. Scarratt	Potteries C.C.	2	23	46	5	6	17	7	4	59	17
58. A. Bailey	Broad Oak	2	29	29	5	13	3	12	5	1	3
59. S. G. Mills	North Worcester Roads	2	29	53	5	20	4	18	5	2	4
60. L. H. Couzens	North Road	2	32	45	5	24	18	22	5	2	18
61. W. G. Price	Rover R.C.C.	2	29	55	5	19	29	15	5	4	29
62. G. Ridyard	Manchester Gros.	2	37	47	5	26	50	20	5	6	50
63. L. Buxton	East Liverpool Wh.	2	35	36	5	30	9	18	5	12	9
64. J. E. Reeves	Anfield B.C.	2	33	35	5	27	53	12	5	15	53

FASTEST TIME	R. FIRTH	Bronte Wheelers	H.	M.	S.
SECOND FASTEST TIME	N. HEY	Bronte Wheelers	4	33	56
THIRD FASTEST TIME	N. MILLER	Selby C.C.	4	45	12
CERTIFICATE (within 15 minutes of fastest man).	A. SMITH	Colne Valley C.C.	4	48	7
	A. MOUNTAIN	Bradford Wheelers	4	48	13

TEAM RACE.

FIRST—BRONTE WHEELERS.

	H.	M.	S.
R. FIRTH	4	33	56
N. HEY	4	40	33
G. COLE	5	4	14
	14	18	43

SECOND—BATH ROAD CLUB.

	H.	M.	S.
A. G. HORWOOD	4	49	34
L. R. LAWRENCE	5	51	40
L. M. BAKER	5	4	45
	14	45	59

Timekeeper : N. M. HIGHAM, Esq., N.R.R.A.
Judge and Referee : H. GREEN, Esq.

E. BYRON,
Hon. Racing Secretary.

ANFIELD BICYCLE CLUB

FORMED MARCH, 1879.

Result of the 100 miles Invitation Unpaced Handicap Time Trial

29th MAY, 1939

NAME	CLUB	Actual Time 50 Miles			Actual Time 100 Miles			H'cap	Handicap Time		
		H.	M.	S.	H.	M.	S.		Mins.	H.	M.
1. F. D. Acreman	Wolverhampton R.C.C.	2	23	2	4	55	50	25	4	30	50
2. W. W. Youell	Warwickshire R.C.	2	27	15	4	59	28	25	4	34	28
3. C. G. Baxter	Lancashire Roads	2	24	12	5	1	10	26	4	35	10
4. R. Firth	Bronte Wheelers	2	15	18	4	35	34	Scr.	4	35	34
5. L. M. Baker	Bath Road Club	2	21	4	4	49	46	13	4	36	46
6. J. Tiffany	Bradford Wheelers	2	18	55	4	50	23	12	4	38	23
7. H. Aspden	North Lancs. Clarion	2	24	20	4	59	1	20	4	39	1
8. F. Butterworth	Manchester Roads	2	15	24	4	41	4	2	4	39	4
9. D. Foxall	Walsall Roads	2	15	13	4	55	50	16	4	39	50
10. W. J. Austin	Wolverhampton Wheelers	—	—	—	4	49	55	10	4	39	55
11. W. M. Perrett	Walsall Roads	2	23	22	5	0	20	20	4	40	20
12. J. C. Cahill	Lancs. Veg. C. & A.C.	2	20	28	4	55	2	14	4	41	2
13. N. Hey	Bronte Wheelers	2	17	34	4	42	6	1	4	41	6
14. R. C. Coward	Mersey Roads Club	—	—	—	4	55	19	14	4	41	19
15. S. Haslam	Lancashire Roads	2	23	44	4	51	25	10	4	41	25
16. B. McGrath	Manchester Wheelers	2	29	43	5	10	25	29	4	41	25
17. R. Kitching	Monkton C.C.	2	16	15	4	47	27	6	4	41	27
18. A. Greaves	Preston Wheelers	2	17	18	4	57	29	16	4	41	29
19. H. Quinn	Liverpool Unity R.C.	2	26	35	5	10	50	29	4	41	50
20. V. W. J. Carter	Mid-Shropshire Wheelers	2	30	44	5	10	51	29	4	41	51
21. T. W. Fryer	Mersey Roads Club	2	26	44	5	12	13	29	4	43	13
22. A. A. Nottingham	Lancashire Roads	2	23	55	5	8	48	25	4	43	48
23. C. H. Johnson	South Cheshire R.C.	2	20	45	4	55	50	12	4	43	50
24. E. B. Mustill	Phoenix C.C.	2	22	55	4	54	53	11	4	43	53
25. F. Turner	Cheshire Roads	2	20	51	4	56	7	12	4	44	7
26. A. C. Coulter	Speedwell B.C.	2	24	30	5	6	19	22	4	44	19
27. D. Fulford	Warwickshire Roads	2	20	43	4	58	40	14	4	44	40
28. H. Crye	Manchester Wheelers	2	25	23	4	56	59	12	4	44	59
29. A. Prescott	Liverpool Century	2	24	21	5	5	9	20	4	45	9
30. P. Scarratt	Potteries C.C.	2	21	3	4	57	10	12	4	45	10
31. J. A. Garner	Nuneaton C.C.	2	33	51	5	15	28	30	4	45	28
32. G. J. Hayes	Walton C. & A.C.	2	20	31	5	5	32	20	4	45	32
33. L. R. Lawrence	Bath Road Club	2	23	15	5	0	45	15	4	45	45
34. A. G. Horwood	Bath Road Club	2	23	2	4	56	12	10	4	46	12
35. N. H. Bright	Warwickshire R.C.	2	22	15	4	59	20	13	4	46	20
36. H. James	Staveley Wheelers	2	28	21	5	11	48	25	4	46	48
37. A. L. Whiting	Walsall R.C.	2	29	21	5	9	3	22	4	47	3
38. W. P. Beaumont	Bath Road Club	2	30	9	5	9	5	22	4	47	5
39. J. J. Salt	Anfield B.C.	2	22	41	4	55	15	8	4	47	15
40. A. E. Lomas	South Lancs. R.C.	2	24	10	5	7	43	20	4	47	43
41. J. E. Carr	Anfield B.C.	2	22	48	4	59	59	12	4	47	59
42. W. Clayton	Ashton R.C.	2	28	15	5	13	17	25	4	48	17
43. G. E. Jones	Birkenhead N.E.	2	19	17	4	58	28	10	4	48	28
44. F. H. Soden	North Worcester R.C.	2	28	13	5	13	40	24	4	49	40
45. F. Murgatroyd	West Bradford C.C.	2	21	40	5	10	48	21	4	49	48
46. A. Mountain	Bradford Wheelers	2	20	15	4	52	22	2	4	50	22
47. A. E. Byrnes	Mersey Roads Club	2	28	51	5	16	39	25	4	51	39
48. G. G. Hunter	Mersey Roads Club	2	28	48	5	14	46	23	4	51	46
49. P. S. Bury	North Road	2	28	7	5	13	1	21	4	52	1
50. W. Guy	South Lancs. R.C.	2	23	40	5	12	28	20	4	52	28
51. L. J. Ross	East Liverpool Wheelers	2	22	36	5	1	58	8	4	53	58
52. S. G. Mills	North Worcester R.C.	2	27	52	5	17	33	23	4	54	33
53. J. Hutchinson	Gomersal O.R.C.	2	25	22	5	4	44	10	4	54	44
54. E. Haynes	Anfield B.C.	2	29	43	5	18	1	23	4	55	1
55. T. Martin	Preston Wheelers	2	27	32	5	10	3	15	4	55	3
56. S. H. Walker	Speedwell B.C.	2	33	11	5	23	2	27	4	56	2
57. W. O. Jackson	Lancashire Roads	2	28	18	5	9	1	12	4	57	1
58. R. Evans	Birkenhead N.E.	2	29	57	5	19	32	22	4	57	32
59. S. McNaughton	Shipley R.C.	2	27	7	5	20	45	23	4	57	45
60. R. F. DaCosta	Mersey Roads Club	2	29	22	5	13	27	15	4	58	27
61. R. P. A. Mackrory	Ross Wheelers C.C.	2	33	47	5	19	29	21	4	58	29
62. G. W. Elvidge	Staveley Wheelers	2	40	17	5	18	33	20	4	58	33
63. D. F. Griffiths	Broad Oak	2	35	53	5	23	43	25	4	58	43
64. G. Bell	Liverpool Unity C.C.	2	25	9	5	11	43	13	4	58	43
65. H. Colclough	Potteries C.C.	2	28	24	5	16	58	18	4	58	58
66. A. B. Marsh	North Road	2	24	4	5	16	31	16	5	0	31
67. J. T. Pierce	Birkenhead N.E.	2	25	39	5	22	17	20	5	2	17
68. B. Rangeley	Bronte Wheelers	2	17	57	5	7	27	4	5	3	27
69. L. G. Bulmer	West Bradford C.C.	2	35	30	5	26	44	18	5	8	44
70. S. Chapman	Sheffield Central	2	38	41	5	35	50	22	5	13	50
71. J. R. Band	Anfield B.C.	2	38	55	5	55	8	30	5	25	8

FASTEST TIME	R. FIRTH	Bronte Wheelers	H. M. S.
SECOND FASTEST TIME	F. BUTTERWORTH	Manchester Roads	4 35 34
THIRD FASTEST TIME	N. HEY	Bronte Wheelers	4 41 4
			4 42 6

CERTIFICATES (Within 15 minutes of fastest man)	R. KITCHING	Monkton C.C.	4 47 27
	L. M. BAKER	Bath Road Club	4 49 40
	W. J. AUSTIN	Wolverhampton Wheelers	4 49 55
	J. TIFFANY	Bradford Wheelers	4 50 23

TEAM RACE.

FIRST—BRONTE WHEELERS.				SECOND—BATH ROAD CLUB.			
	H.	M.	S.		H.	M.	S.
R. FIRTH	4	35	34	L. M. BAKER	4	49	40
N. HEY	4	42	6	A. G. HORWOOD	4	56	12
B. RANGELEY	5	7	27	L. R. LAWRENCE	5	0	45
14 25 7				14 46 43			

Timekeeper : R. J. AUSTIN, Esq.

W. G. CONNOR, Captain.

ANFIELD BICYCLE CLUB

FORMED MARCH, 1879

Result of the 100 miles Invitation Unpaced Handicap Time Trial 10th June 1946

NAME	CLUB	H'cap	Actual Time 50 Miles			Actual Time 100 Miles			Handicap Time		
			H.	M.	S.	H.	M.	S.	H.	M.	S.
1. H. Skinner	Walton	33	2	31	20	5	7	49	4	34	49
2. R. W. Bowes	Solihull	12	2	20	56	4	48	22	4	36	22
3. J. E. Reeves	Anfield	26	2	28	38	5	4	19	4	38	19
4. F. J. Penfold	Speedwell	12	2	21	6	4	50	30	4	38	30
5. R. E. Finnimore	N. London	22	2	25	18	5	1	30	4	39	30
6. G. Thompson	Birkenhead	18	2	26	20	4	59	47	4	41	47
7. R. J. Maitland	Solihull	1	2	11	26	4	43	9	4	42	9
8. L. Lightfoot	St. Christopher's	18	2	25	57	5	0	24	4	42	24
9. A. B. Bolton	Birchfield	23	2	32	5	5	5	34	4	42	34
10. A. J. O'Driscoll	Warwick	15	2	23	20	4	57	52	4	42	52
11. E. B. Mustill	E.L.W.	24	2	29	15	5	7	4	4	43	4
12. A. F. Osborn	M.C. & A.C.	32	2	32	53	5	16	17	4	44	17
13. R. C. Coward	M.R.C.	24	2	32	54	5	8	53	4	44	53
14. W. S. Williams	Iford	37	2	46	6	5	23	50	4	46	50
15. H. Penny	Abbotsford	24	2	25	22	5	10	50	4	46	50
16. D. K. Hartley	Dukinfield	Scr.	2	20	8	4	46	55	4	46	55
17. A. Whitaker	Keighley	20	2	26	39	5	7	41	4	47	41
18. C. Baxter	Lancs. R.C.	22	2	31	45	5	10	7	4	48	7
19. G. E. Jones	Birkenhead	22	2	27	38	5	11	24	4	49	24
20. J. J. Hutton	Speedwell	19	2	22	0	5	9	12	4	50	12
21. T. Kempshall	Solihull	11	2	24	42	5	1	15	4	50	15
22. H. Harding	Walton	7	2	26	11	4	57	20	4	50	20
23. H. Aspden	N. Lancs. Clarion	14	2	30	30	5	4	32	4	50	32
24. M. Clark	Barnsley	22	2	29	26	5	12	56	4	50	56
25. D. Moreton	Solihull	12	2	35	53	5	3	57	4	51	57
26. N. E. McEvoy	Speedwell	26	2	38	41	5	18	35	4	52	35
27. A. Parkes	M.C. & A.C.	37	2	41	8	5	29	50	4	52	50
28. A. Smith	Huddersfield	22	2	26	55	5	14	51	4	52	51
29. A. Byrnes	M.R.C.	29	2	27	3	5	29	3	4	53	3
30. E. Hills	Birkenhead	26	2	29	50	5	20	0	4	54	0
31. S. J. Genders	Walsall	32	2	36	56	5	26	8	4	54	8
32. D. G. Durbridge	Birchfield	16	2	29	15	5	11	54	4	55	54
33. A. E. Buzza	Warrington	35	2	33	11	5	31	11	4	56	11
34. J. J. Salt	Anfield	26	2	30	28	5	22	26	4	56	26
35. G. Parry	M.R.C.	20	2	30	41	5	17	44	4	57	44
36. D. Fulford	Warwick	17	2	27	55	5	15	56	4	58	56
37. R. A. Preston	Keighley	11	2	26	21	5	11	18	5	0	18
38. R. Buck	Keighley	19	2	32	5	5	19	19	5	0	19
39. R. Barker	Anfield	29	2	32	28	5	29	30	5	0	30
40. H. C. Moore	Birkenhead	18	2	30	3	5	19	34	5	1	34
41. J. A. W. Walker	M.C. & A.C.	34	2	36	38	5	36	42	5	2	42
42. J. C. Owen	Mid-Shropshire	32	2	30	35	5	36	20	5	4	20
43. F. Thornton	York Century	37	2	43	5	5	44	48	5	7	48
44. K. Morris	Mid-Shropshire	32	2	41	10	5	41	16	5	9	16
45. D. E. Kay	Palatine	13	2	38	57	5	26	6	5	13	6
46. A. Layzell (Tri.)	Westerley	60	3	8	16	6	34	39	5	34	39

FASTEST TIMES

	H.	M.	S.
1. R. J. Maitland, Solihull	4	43	9
2. D. K. Hartley, Dukinfield	4	46	55
3. R. W. Bowes, Solihull	4	48	22

FASTEST TEAM SOLIHULL C.C.

	H.	M.	S.
Maitland	4	43	9
Bowes	4	48	22
Kempshall	5	1	15
14	32	46	

CERTIFICATES WITHIN 15 MINS.

	H.	M.	S.
F. J. Penfold, Speedwell	4	50	30
H. Harding, Walton	4	57	20
A. J. O'Driscoll, Warwick	4	57	52

ANFIELD BICYCLE CLUB

100 Miles Unpaced Handicap Time Trial, Whit-Monday, 1948.

AWARDS

First Prize, value £5 5s. 0d.: D. DEVINE, Walton C. & A.C.

Second Prize, value £3 3s. 0d.: E. R. CRADDOK, Warwicks R.C.

Third Prize, value £2 2s. 0d.: L. GREENHALGH, N. Lancs. Clarion

Fastest Time Prize, value £5 5s. 0d.: J. BAINES, Lancaster C.C.

Second Fastest Time Prize, value £2 2s. 0d.: A. N. HAMMOND, Cheshire R.C.

Third Fastest Time Prize, value £1 1s. 0d.: J. K. RILEY, Nelson Wheelers.

Fastest Tricycle Prize, value £2 2s. 0d.: R. A. PETRIE, North Road C.C.

Fastest Team Prize, value 10s. per rider: N. LANCS. CLARION—Aspden, Greenhalgh and Latham.

Position	Rider	Club	50 Mile Time	Time	Net Time
1	D. Devine ...	Walton ...	2 21 6	4 46 15	4 26 15
2	E. R. Craddock ...	Warwicks. R.C. ...	2 17 9	4 40 31	4 26 31
3	L. Greenhalgh ...	N. Lancs. Clarion ...	2 16 34	4 43 51	4 26 51
4	A. Barker ...	Warrington R.C. ...	2 21 26	4 50 45	4 28 45
5	R. Woodall ...	Nunbrook ...	2 22 15	4 51 0	4 29 0
6	H. Aspden ...	N. Lancs. Clarion ...	2 15 43	4 39 22	4 29 22
7	J. Baines ...	Lancaster C.C. ...	2 15 46	4 36 12	4 31 12
	J. Wade ...	Fylde R.C. ...	2 19 33	4 55 12	4 31 12
9	L. Jones ...	S. Wales Clarion ...	2 18 47	4 56 21	4 31 21
10	J. T. Shuttleworth ...	Stretford Wh. ...	2 22 26	4 46 22	4 32 22
11	T. Fenn ...	Manchester R.C. ...	2 25 40	4 56 7	4 33 7
12	N. H. Bright ...	Warwicks. R.C. ...	2 20 0	4 50 8	4 33 8
13	W. H. Latham ...	N. Lancs. Clarion ...	2 20 21	4 46 35	4 33 35
14	W. H. Boothroyd ...	Cheshire R.C. ...	2 22 23	4 50 36	4 33 36
15	J. K. Riley ...	Nelson Wh. ...	2 18 11	4 38 7	4 34 7
16	D. Fulford ...	Warwicks. R.C. ...	2 18 55	4 44 8	4 34 8
17	J. C. Blower ...	Pheonix (Aintree) ...	2 22 51	4 49 22	4 34 22
18	W. J. Smith ...	Walton ...	2 20 41	4 49 26	4 34 26
19	J. E. Reeves ...	Anfield ...	2 20 51	4 46 30	4 34 30
20	A. N. Hammond ...	Cheshire R.C. ...	2 14 41	4 37 30	4 35 30
21	W. E. Rose ...	Cwmcarn Paragon ...	2 20 49	4 53 33	4 35 33
22	D. H. Beech ...	Glamorgan R.C. ...	2 21 34	5 2 35	4 35 35
23	R. T. Coleman ...	Lancs. R.C. ...	2 16 46	4 43 48	4 35 48
24	C. Baxter ...	Lancs. R.C. ...	2 16 56	4 47 53	4 35 53
25	L. Hornby ...	Phoenix (Aintree) ...	2 27 0	5 3 22	4 36 22
26	A. Mason ...	Fylde R.C. ...	2 19 44	4 46 34	4 36 34
27	L. T. Griffiths ...	Mersey R.C. ...	2 24 33	4 55 4	4 37 4
28	K. Salmon ...	Burslem O. ...	2 22 18	5 0 20	4 37 20
29	E. C. Mustill ...	Phoenix (Aintree) ...	2 25 23	5 1 22	4 37 22
30	S. Ridgeway ...	Warrington R.C. ...	2 28 18	5 5 25	4 37 25
31	D. F. Kleckham ...	Cheshire R.C. ...	2 27 36	4 59 34	4 37 34
32	W. R. Glaze ...	Warwicks R.C. ...	2 22 26	4 53 5	4 38 5
	H. Jackson ...	Warrington R.C. ...	2 16 22	4 41 5	4 38 5
34	E. Maddison ...	E. Liverpool Wh. ...	2 23 18	5 0 14	4 38 14
35	A. N. Baker ...	Speedwell ...	2 20 58	4 59 18	4 38 18
36	H. H. Pickersgill ...	Veg. C. & A.C. ...	2 17 38	4 50 23	4 38 23
37	E. B. Mustill ...	E. Liverpool Wh. ...	2 22 2	4 48 47	4 38 47
38	E. Morley ...	Burslem O. ...	2 19 48	4 58 48	4 38 48
39	D. C. Deering ...	Glamorgan R.C. ...	2 21 16	4 54 50	4 38 50
40	S. J. Genders ...	Walsall ...	2 21 36	4 57 10	4 39 10
41	W. G. Stewart ...	Phoenix (Aintree) ...	2 20 35	4 51 24	4 39 24
42	S. Parker ...	Cheshire R.C. ...	2 21 2	4 59 25	4 39 25
43	R. A. Preston ...	Bronte Wh. ...	2 15 14	4 50 1	4 40 1
44	J. T. Smith ...	Stretford Wh. ...	2 24 25	5 2 10	4 41 10
45	W. E. Pickin ...	S. Lancs. R.C. ...	2 22 12	4 56 24	4 41 24
46	S. H. Richards ...	Walsall ...	2 25 41	4 58 43	4 41 43
47	E. T. Rogers ...	Birkenhead C.C. ...	2 23 38	5 5 18	4 42 18
48	R. C. Collier ...	Burslem O. ...	2 25 40	5 0 42	4 42 42
49	H. E. Lloyd ...	Withington Wh. ...	2 25 5	5 12 45	4 42 45
50	D. H. Smith ...	Nelson Wh. ...	2 23 16	4 57 14	4 43 14
51	J. G. Hall ...	Palatine ...	2 29 17	5 9 26	4 43 26
52	W. O. Jackson ...	Lancs. R.C. ...	2 22 16	5 1 27	4 43 27
53	A. Barker ...	Lancs. R.C. ...	2 17 39	4 50 42	4 43 42
54	A. Vale ...	Warrington R.C. ...	2 30 49	5 5 27	4 44 27
55	G. Parry ...	Mersey R.C. ...	2 22 42	4 57 37	4 44 37
56	B. B. Bass ...	Nelson Wh. ...	2 30 11	5 14 3	4 45 3
57	W. Gradden ...	Wavertree C.C. ...	2 24 39	5 10 4	4 45 4
58	K. W. Leatherbarrow ...	Manchester R.C. ...	2 21 15	5 1 41	4 47 1
59	W. M. Perrett ...	Walsall ...	2 30 24	5 8 18	4 48 18
60	H. Roberts ...	Phoenix (Aintree) ...	2 28 47	5 9 39	4 49 39
61	A. D. Newman ...	Warwicks R.C. ...	2 26 37	5 9 58	4 49 58
	J. J. Salt ...	Anfield ...	2 22 27	5 4 58	4 49 58
63	S. Harrison ...	Veg. C. & A.C. ...	2 14 8	4 50 8	4 50 8
64	M. C. Carpenter ...	Cwmcarn Paragon ...	2 28 16	5 21 31	4 51 31
65	E. Wood ...	Huddersfield R.C. ...	2 35 33	5 22 37	4 52 37
66	A. G. Allen ...	M/c. Clarion ...	2 28 50	5 12 38	4 55 38
67	L. V. Russell ...	E. Liverpool Wh. ...	2 28 49	5 16 3	4 56 3
68	W. Blase ...	Wavertree C.C. ...	2 22 28	5 16 59	4 56 59
69	F. Lawton ...	Cheshire R.C. ...	2 21 27	5 17 40	5 0 40
70	T. H. Sexton ...	Mersey R.C. ...	2 32 22	5 31 55	5 1 55
71	H. S. Robinson ...	W. Bradford ...	2 26 45	5 20 50	5 4 50
72	A. Rogerson ...	Spen Valley ...	2 44 32	5 41 25	5 18 25
TRICYCLES					
1	R. A. Petrie ...	North Road ...	2 30 7	5 9 45	
2	A. Crimes ...	Crewe Wh. ...	2 29 47	5 13 29	
3	A. Wilkins ...	North Road ...	2 35 10	5 33 25	
4	A. B. Smith ...	North Road ...	2 39 57	5 35 47	
5	F. T. J. Taylor ...	Century ...	2 44 47	5 41 15	
6	C. E. Green ...	North Road ...	2 47 24	5 45 3	
7	P. B. Barlow ...	Mersey R.C. ...	2 47 59	5 53 46	
8	A. Layzell ...	Westerley ...	2 51 48	5 55 21	
9	A. L. Littlemore ...	Mersey R.C. ...	2 53 8	6 2 35	

ANFIELD BICYCLE CLUB

FORMED 1879

RESULT OF THE 100 MILES INVITATION UNPACED HANDICAP TIME TRIAL, 6th JUNE, 1949

No.	Name	Club	50 Miles Actual Time	100 Miles Actual Time	H'cap.
1	H. Harding	Walton C. and A.C.	2 17 45	4 34 24	18
2	S. Haslam	Lancashire R.C.	2 21 39	4 41 37	6
3	R. H. Taylor	Vegetarian	2 18 52	4 42 10	6
4	J. Baines	Lancaster C.C.	2 20 39	4 42 14	6
5	L. T. Griffiths	Mersey Roads Club	2 24 6	4 47 35	20
6	J. T. Shuttleworth	Stretford Wheelers	2 22 18	4 47 39	20
7	C. Evans	Rotherham Wheelers	2 22 56	4 48 1	18
8	M. B. Hargreaves	Yorkshire R.C.	2 24 7	4 48 20	12
9	A. Mason	Fylde Roads Club	2 19 38	4 48 51	17
10	A. Green	North Lincs. Clarion	2 26 10	4 51 45	15
11	W. G. Stewart	East Liverpool Wheelers	2 23 55	4 52 5	19
12	A. M. Griffiths	Westerley R.C.	2 26 18	4 52 21	4
13	D. Deering	Glamorgan R.C.	2 25 27	4 53 8	20
14	E. B. Mustill	East Liverpool Wheelers	2 26 25	4 53 9	13
15	K. Price	Middlesex R.C.	2 27 5	4 53 12	16
16	P. Jackson	West Bradford	2 22 50	4 54 4	19
17	D. H. Smith	Nelson Wheelers	2 27 0	4 54 11	13
18	W. Ward	Stretford Wheelers	2 21 12	4 54 37	17
19	R. Woodall	Nunbrook	2 24 57	4 56 15	20
20	J. Tiffany	West Bradford	2 22 45	4 56 20	18
21	D. A. Fulford	Warwickshire R.C.	2 24 6	4 57 6	12
22	G. R. Oxlade	Middlesex R.C.	2 24 34	4 57 18	10
23	J. J. Mundell	Cheshire R.C.	2 28 51	4 57 23	23
24	J. Wade	Fylde R.C.	2 23 25	4 57 34	26
25	C. G. Baxter	Lancashire R.C.	2 26 32	4 57 49	16
26	W. L. Blake	Wrexham R.C.	2 25 23	4 57 54	21
27	K. F. Berry	Middlesex R.C.	2 25 33	4 57 58	14
28	R. Bowles	West Bradford	2 27 52	4 58 1	20
29	S. J. Smith	Mersey R.C.	2 23 10	4 58 4	20
30	R. J. Haythorne	Luton Wheelers	2 28 2	4 58 53	16
31	I. E. Holmes	Luton Wheelers	2 28 53	4 59 33	19
32	E. Riley	Huddersfield R.C.	2 28 59	5 0 48	26
33	A. Vale	Warrington R.C.	2 32 31	5 1 6	26
34	W. J. Smith	Walton C. & A.C.	2 29 15	5 1 27	21
35	B. J. Cross	Glamorgan R.C.	2 26 7	5 1 59	19
36	W. R. Glaze	Warwickshire R.C.	2 26 50	5 2 8	16
37	R. Wilson	Anfield B.C.	2 26 23	5 2 31	23
38	M. G. Jones	Mersey Roads Club	2 31 38	5 2 41	25
39	H. Okell	Mersey Roads Club	2 28 32	5 2 44	30
40	W. H. Latham	North Lincs. Clarion	2 29 44	5 2 46	19
41	E. C. Hills	Birkenhead N.E.	2 29 25	5 3 10	19
42	G. Parry	Mersey Roads Club	2 27 37	5 3 35	21
43	S. K. Jones	Midland Clarion	2 33 31	5 3 54	13
44	D. H. Beech	Glamorgan R.C.	2 26 17	5 4 2	16
45	D. C. Hall	Lancashire R.C.	2 30 37	5 4 15	24
46	W. S. Budge	Century R.C.	2 32 9	5 4 33	30
47	A. Duerden	Nelson Wheelers	2 28 23	5 6 59	31
48	J. F. Pope	Midland Clarion	2 31 24	5 6 59	23
49	L. N. Barker	Vegetarian	2 24 6	5 7 34	10
50	M. C. Pain	Luton Wheelers	2 32 2	5 7 44	25
51	R. S. Bagge	Liverpool Century R.C.	2 29 15	5 8 17	31
52	E. C. Mustill	East Liverpool Wheelers	2 33 39	5 9 8	29
53	H. C. Moore	Birkenhead N.E.	2 27 10	5 9 9	22
54	A. N. Ward	Rotherham Wheelers	2 27 16	5 9 21	21
55	A. V. Durman	Birkenhead Victoria C.C.	2 30 36	5 9 33	20
56	E. P. Redman	Walton C. & A.C.	2 31 46	5 10 10	27
57	B. Hall	East Bradford	2 36 16	5 11 27	21
58	J. J. Salt	Anfield B.C.	2 31 55	5 12 18	22
59	A. Howarth	Anfield B.C.	2 29 32	5 12 33	27
60	K. Douglas	Birkenhead N.E.	2 31 0	5 12 55	24
61	T. Davey	Liverpool St. Christopher's	2 27 45	5 13 33	21
62	P. T. Stephenson	Anfield B.C.	2 31 7	5 16 54	35
63	R. C. Robinson	Century R.C.	2 37 16	5 19 24	30
64	G. A. Bewley	Liverpool Century R.C.	2 37 23	5 19 57	30
TRICYCLES					
1	T. H. Henderson	Rotherham Wheelers	2 42 18	5 29 32	
2	F. T. J. Taylor	Century R.C.	2 45 46	5 35 10	
3	A. B. Smith	North Road	2 49 48	5 38 9	
4	L. Morris	Gloucester City	2 46 59	5 43 26	
5	A. L. Wilkins	North Road	2 47 21	5 44 46	
6	C. E. Green	North Road	2 58 3	5 49 40	
7	E. Tweddell	Barras R.C.	2 56 43	5 55 2	
8	A. Layzell	Westerley R.C.	2 56 13	6 2 34	

89 Started, 72 Finished.

First Handicap	H. Harding	Walton C. & A.C.	18 mins.	H. M. S.
Second Handicap	L. T. Griffiths	Mersey Roads	20 mins.	4 27 35
Third Handicap	J. T. Shuttleworth	Stretford Wheelers	20 mins.	4 27 39
Fastest Tricycle	T. H. Henderson	Rotherham Wheelers		5 29 32

TEAM RACE

First—Lancs. R.C.	Second—Walton C. & A.C.
S. Haslam 4 41 37	H. Harding 4 34 24
C. Baxter 4 57 49	W. J. Smith 5 1 27
D. C. Hall 5 4 15	E. P. Redman 5 10 10
14 43 41	14 46 01

Certificates (15 minutes) J. Baines, Lancaster C.C.
C. Evans, Rotherham Wheelers.
M. B. Hargreaves, Yorkshire Roads Club.
A. Mason, Fylde Roads Club.

Timekeeper : A. LUSTY, Esq., R.R.A.

Judge and Referee : H. GREEN, Esq.

J. E. REEVES, Hon. Racing Secretary.

ANFIELD BICYCLE CLUB

FORMED MARCH 1879

*Result of the 100 miles Invitation Unpaced Handicap Time Trial
Run in conformity with the Regulations of the R.T.T.C.*

Whit Monday, June 2nd, 1952

No.	Name	Club	Onibury 21½ miles			50 miles			Llanrhaiadr 73½ miles			Finish			H'cap	Mins.	Nett Time		
			H.	M.	S.	H.	M.	S.	H.	M.	S.	H.	M.	S.			H.	M.	S.
1	K. Joy	Medway Wheelers	56	50		2	6	15	3	11	5	4	15	57		4	15	57	
2	W. Kinghorn	Cheshire R.C.	57	0		2	8	0	3	15	18	4	21	33	6	4	15	33	
3	J. F. Lewis	Fylde R.C.	1	1	0	2	14	7	3	21	9	4	25	54	3	4	22	54	
4	E. J. Thornhill	Stone Wheelers	1	0	45	2	14	53	3	22	54	4	26	37	5	4	21	37	
5	K. Price	Middlesex R.C.	1	0	58	2	12	47	3	21	40	4	28	53	4	4	24	53	
6	D. Kirton	Western Comm. C.C.	1	1	30	2	16	11	3	26	15	4	34	37	9	4	25	37	
7	P. H. Swindenbank	L'pool Century R.C.	1	1	30	2	15	21	3	25	30	4	36	0	11	4	25	0	
8	S. R. Sidlow	Walton C. & A.C.	1	2	0	2	17	47	3	27	55	4	36	37	10	4	26	37	
9	K. F. Berry	Middlesex R.C.	1	2	0	2	19	9	3	30	50	4	36	48	9	4	27	48	
10	M. L. Wall	Preston Whls.	1	2	6	2	16	30	3	28	9	4	37	5	13	4	24	5	
11	W. J. Hanson	Walton C. & A.C.	1	2	30	2	17	23	3	28	32	4	38	26	16	4	22	26	
12	K. Pickford	Pyramid R.C.	1	2	0	2	16	16	3	28	45	4	38	42	5	4	33	42	
13	B. Burrel	Middlesex R.C.	1	2	0	2	15	17	3	26	40	4	38	55	16	4	22	55	
14	S. Lea	Warrington R.C.	1	3	0	2	19	14	3	31	45	4	39	23	16	4	23	23	
15	D. Farmer	Worcs. St. John C.C.	1	1	0	2	16	20	3	30	27	4	39	45	10	4	29	45	
16	G. Thompson	B'head N.E.C.C.	1	2	0	2	18	4	3	29	10	4	40	24	15	4	25	24	
17	R. Bowles	West Bradford C.C.	1	2	45	2	17	21	3	31	15	4	40	30	14	4	26	30	
18	C. K. Jones	Wrexham R.C.	1	5	0	2	21	28	3	31	4	4	40	34	18	4	22	34	
19	A. Green	Southport R.C.	1	3	0	2	19	31	3	31	13	4	41	0	12	4	29	0	
	P. Stevenson	Preston Whls.	1	4	0	2	17	37	3	28	44	4	41	0	17	4	24	0	
21	G. Brookes	Walsall R.C.	1	3	15	2	17	23	3	32	5	4	41	28	12	4	29	28	
22	J. C. Futter	Anfield B.C.	1	1	0	2	13	56	3	27	9	4	41	45	17	4	24	45	
23	D. S. Smith	Nelson Whls.	1	2	0	2	15	52	3	31	21	4	42	23	18	4	24	23	
24	E. B. Mustill	East L'pool Whls.	1	3	10	2	21	22	3	33	51	4	42	45	14	4	28	45	
25	R. T. Coleman	West Pennine R.C.	1	2	0	2	20	5	3	32	8	4	43	3	12	4	31	3	
26	P. T. Hough	L'pool Century R.C.	1	3	0	2	20	0	3	33	13	4	43	16	12	4	31	16	
27	W. J. Thornhill	Stone Whls.	1	3	10	2	21	11	3	33	32	4	43	30	18	4	25	30	
28	J. P. Ogden	Stone Whls.	1	4	0	2	21	16	3	33	32	4	43	32	6	4	37	32	
29	D. Danks	Warwickshire R.C.	1	3	30	2	17	30	3	31	49	4	43	38	16	4	27	38	
30	G. Walton	Seamons C.C.	1	3	0	2	18	7	3	30	17	4	43	42	13	4	30	42	
31	R. Oliver	L'pool Century R.C.	1	5	0	2	19	46	3	34	10	4	43	55	20	4	23	55	
32	H. Harding	Walton C. & A.C.	1	2	10	2	23	28	3	35	50	4	44	29	5	4	39	29	
33	I. Scambler	Chester R.C.	1	2	30	2	17	56	3	30	25	4	44	31	11	4	33	31	
	A. Mason	Fylde R.C.	1	3	10	2	18	56	3	31	11	4	44	31	15	4	29	31	
35	L. Girvan	L'pool Century R.C.	1	3	0	2	17	43	3	30	11	4	44	32	10	4	34	32	
36	R. Yates	Walton C. & A.C.	1	5	10	2	22	50	3	35	13	4	44	57	22	4	22	57	
37	J. R. Gill	B'head N.E.C.C.	1	2	0	2	17	52	3	32	40	4	45	12	12	4	33	12	
38	A. V. Bramley	Speedwell B.C.	1	4	0	2	21	58	3	34	34	4	45	19	20	4	25	19	
39	J. Wade	Fylde R.C.	1	4	50	2	22	31	3	32	55	4	45	27	15	4	30	27	
40	C. A. Starkey	Solihull C.C.	1	3	0	2	20	47	3	32	58	4	45	37	12	4	33	37	
41	D. P. Walsh	Fylde R.C.	1	4	0	2	20	53	3	36	8	4	46	14	18	4	28	14	
42	A. Turner	Warrington R.C.	1	2	0	2	18	6	3	34	53	4	46	17	19	4	27	17	
43	E. R. Craddock	Warwickshire R.C.	1	4	0	2	24	4	3	37	58	4	47	48	12	4	35	48	
44	G. T. Taylor	Birdwell Whls.	1	3	0	2	18	5	3	32	35	4	47	53	14	4	33	53	
45	E. C. Boyes	Mersey R.C.	1	2	30	2	20	36	3	35	58	4	48	0	14	4	34	0	
46	J. J. Hutton	Speedwell B.C.	1	5	30	2	22	53	3	39	12	4	48	5	22	4	26	5	
47	A. Barker	Warrington R.C.	1	3	0	2	21	15	3	35	52	4	48	22	18	4	30	22	
48	J. G. Higgins	Crewe Whls.	1	3	30	2	23	15	3	35	32	4	48	58	18	4	30	58	
49	A. Richardson	Preston Whls.	1	4	0	2	20	53	3	37	32	4	49	35	15	4	34	35	
50	A. Lovejoy	Hull Thur. R.C.	1	3	0	2	20	37	3	38	11	4	50	18	14	4	36	18	
51	R. M. Sinclair	Worcs. St. John C.C.	1	3	30	2	21	27	3	34	36	4	50	35	20	4	30	35	
52	A. E. Walton	Walsall R.C.	1	5	0	2	23	47	3	39	47	4	50	53	17	4	33	53	
53	J. Mullineux	Lancs. R.C.	1	3	50	2	21	58	3	37	47	4	51	3	18	4	33	3	
54	G. C. E. Downes	Mid. Shropshire Whls.	1	6	0	2	25	16	3	39	36	4	51	49	24	4	27	49	
55	R. Watson	L'pool Century R.C.	1	4	0	2	22	28	3	37	40	4	52	2	19	4	33	2	
56	D. Straw	Nottingham Whls.	1	2	6	2	19	59	3	36	49	4	52	43	20	4	32	43	
57	L. V. Russell	Mid Shropshire Whls.	1	5	30	2	25	9	3	40	31	4	52	45	20	4	32	45	
	C. G. Baxter	Lancs. R.C.	1	4	0	2	22	34	3	38	33	4	52	45	18	4	34	45	
59	K. Biddulph	Stone Whls.	1	8	30	2	26	7	3	38	11	4	52	53	14	4	38	53	
60	D. S. Stevens	Nunbrook Whls.	1	3	30	2	21	19	3	38	50	4	53	21	19	4	34	21	
61	I. Walker	L'pool Century R.C.	1	5	15	2	23	22	3	40	25	4	53	43	18	4	35	43	
62	H. Robey	Lancs. R.C.	1	6	0	2	25	21	3	42	50	4	54	20	16	4	38	20	
63	N. A. Spence	Leicester Forest C.C.	1	5	0	2	21	2	3	39	15	4	54	22	16	4	38	22	
64	R. Sidlow	Walton C. & A.C.	1	5	39	2	25	22	3	39	15	4	54	48	19	4	35	48	
65	E. T. Skilling	East L'pool Whls.	1	4	30	2	24	16	3	40	31	4	54	50	17	4	37	50	
66	B. R. Davies	Mid Shropshire Whls.	1	4	0	2	20	57	3	38	55	4	55	32	17	4	38	32	
67	R. J. Haythorne	Luton Whls.	1	6	0	2	25	44	3	40	25	4	56	38	17	4	39	38	
68	M. Snuggs	Notts. Castle R.C.	1	2	0	2	18	37	3	35	45	4	56	42	16	4	40	42	
69	A. Vale	Warrington R.C.	1	6	30	2	23	53	3	42	31	4	56	45	20	4	36	45	
70	J. E. Woodford	Leicester Forest C.C.	1	6	50	2	27	39	3	47	30	4	57	43	20	4	37	43	
71	R. Bass	Nelson Whls.	1	8	15	2	28	55	3	44	25	4	58	4	19	4	39	4	
72	G. A. Moore	B'head N.E.C.C.	1	7	0	2	27	44	3	44	7	4	58	5	20	4	38	5	
73	W. Blase	Wavertree C.C.	1	3	10	2	20	27	3	44	15	4	59	48	21	4	38	48	
74	A. Cropper	B'head N.E.C.C.	1	7	10	2	27	52	3	46	25	5	0	2	20	4	40	2	
75	S. F. Cowsill	Lancs. R.C.	1	5	0	2	22	46	3	44	16	5	0	39	14	4	46	39	
76	W. O. Jackson	Nelson Whls.	1	6	10	2	27	23	3	45	29	5	1	11	25	4	36	11	
77	A. B. H. Taylor	Leicester Forest C.C.	1	—	—	2	11	5	3	39	39	5	1	41	20	4	41	41	
78	D. Stewart	Anfield B.C.	1	7	5	2	27	27	3	46	51	5	2	6	30	4	32	6	
79	R. Woodhall	Nunbrook Whls.	1	4	30	2	24	1	3	46	55	5	2	25	20	4	42	25	
80	D. Foster	Hull Thur. R.C.	1	6	30	2	24	43	3	48	55	5	9	1	16	4	53	1	

Fastest Time Awards

1	K. Joy	Medway Whls.	4	15	57
2	W. Kinghorn	Cheshire R.C.	4	21	33
3	J. F. Lewis	Fylde R.C.	4	25	54

Handicap Awards

1	W. Kinghorn	Cheshire R.C.	(6)	4	15	33
2	K. Joy	Medway Whls.	(Scr.)	4	15	57
3	E. J. Thornhill	Stone Whls.	(5)	4	21	37

FIRST TEAM

K. Price	Middlesex R.C.	4	28	53
K. F. Berry	Middlesex R.C.	4	36	48
B. Burrel	Middlesex R.C.	4	38	55

SECOND TEAM

E. J. Thornhill	Stone Whls.	4	26	37
W. J. Thornhill	Stone Whls.	4	45	30
J. P. Ogden	Stone Whls.	4	43	32

13 44 36

13 53 39

ANFIELD BICYCLE CLUB

FORMED MARCH 1879

*Result of the 100 miles Invitation Unpaced Handicap Time Trial
Run in conformity with the Regulations of the R. T. T. C.
Whit Monday, May 25th, 1953*

No.	Name	Club	Onibury 21½ miles			50 miles			Llanrhaiadr 73½ miles			Finish			H'cap	Nett Time		
			H.	M.	S.	H.	M.	S.	H.	M.	S.	H.	M.	S.		Mins.	H.	M.
1	J. F. Cockayne	Nottingham Wheelers	55	30		2	8	18	3	12	49	4	25	12	5	4	20	12
2	K. Pickford	Mercury R. C.	56	30		2	10	50	3	15	50	4	28	57	7	4	21	57
3	H. Robey	Lancashire R. C.	1	0	0	2	13	53	3	18	20	4	28	57	12	4	16	57
4	S. Lea	Warrington R. C.	58	30		2	11	18	3	14	28	4	30	23	17	4	13	23
5	G. F. Southern	Warrington R. C.	57	0		2	9	54	3	13	45	4	31	15	11	4	20	15
6	A. Turner	Warrington R. C.	56	0		2	9	26	3	16	22	4	32	32	12	4	20	32
7	W. J. Hanson	Walton C. & A. C.	56	30		2	7	59	3	13	15	4	32	37	7	4	25	37
8	J. Barke	Warrington R. C.	57	0		2	9	46	3	16	0	4	33	0	10	4	23	0
9	R. Green	Midland C. & A. C.	59	0		2	12	53	3	18	9	4	33	7	18	4	15	7
10	K. Hampson	Nelson Wheelers	58	0		2	10	49	3	15	22	4	34	26	10	4	24	26
11	R. Bird	Southport R. C.	55	0		2	7	7	3	14	6	4	34	32	3	4	31	32
12	G. Faulkner	Mercury R. C.	58	0		2	12	20	3	18	25	4	35	29	8	4	27	29
13	D. Middleton	West Pennine R. C.	1	0	0	2	14	29	3	18	45	4	35	41	17	4	18	41
14	R. Dixon	Warrington R. C.	57	30		2	11	37	3	18	43	4	35	58	16	4	19	58
15	K. E. Davies	North Road	57	0		2	11	34	3	17	55	4	37	2	18	4	19	2
16	H. Harding	Walton C. & A. C.	58	30		2	11	37	3	16	55	4	37	29	8	4	29	29
17	R. Woodall	Nun Brook Wheelers	58	0		2	10	46	3	17	54	4	37	34	18	4	19	34
18	R. Yates	Walton C. & A. C.	1	0	0	2	17	19	3	23	50	4	38	9	22	4	16	9
19	R. Watson	Liverpool Century	59	0		2	13	53	3	20	12	4	38	25	17	4	21	25
20	D. Evans	Stone Wheelers	1	0	30	2	12	21	3	18	53	4	39	4	20	4	19	4
21	J. W. Thornhill	Stone Wheelers	59	30		2	16	43	3	23	18	4	39	18	16	4	23	18
22	N. A. Evans	Cheshire R. C.	59	0		2	18	37	3	24	5	4	39	19	17	4	22	19
23	G. Brailsford	Mansfield Aces	57	30		2	12	50	3	21	24	4	39	25	15	4	24	25
24	C. Baxter	Lancashire R. C.	59	30		2	15	0	3	22	53	4	40	39	18	4	22	39
25	J. Black	Pyramid R. C.	1	2	0	2	15	49	3	21	9	4	41	1	18	4	23	1
26	R. Sidlow	Walton C. & A. C.	59	0		2	14	47	3	21	14	4	41	14	18	4	23	14
27	P. Jackson	West Bradford	59	0		2	14	50	3	23	20	4	42	16	19	4	23	16
28	Derrick Middleton	West Pennine R. C.	1	0	0	2	14	41	3	23	22	4	42	19	18	4	24	19
29	K. Price	Cardiff 100 M. R. C.	58	0		2	12	41	3	20	0	4	42	24	7	4	35	24
30	A. Hammond	Cheshire R. C.	59	0		2	14	43	3	21	12	4	42	31	10	4	32	31
31	J. Shuttleworth	Stretford Wheelers	1	1	30	2	16	34	3	23	35	4	43	31	20	4	23	31
32	D. Godlington	Derbyshire R. C.	58	0		2	18	32	3	25	35	4	43	48	15	4	28	48
33	B. Gilbourne	Mansfield Aces	1	1	0	2	17	36	3	26	17	4	43	55	20	4	23	55
34	J. Harrison	Nelson Wheelers	58	0		2	11	5	3	19	10	4	44	5	11	4	33	5
35	R. Williams	Walton C. & A. C.	1	0	30	2	18	3	3	26	15	4	44	57	22	4	22	57
36	C. Ash	Mid Shropshire Whls.	1	0	0	2	15	34	3	25	7	4	45	7	18	4	27	7
37	C. K. Jones	Wrexham R. C.	59	30		2	15	31	3	23	40	4	45	12	18	4	27	12
38	E. B. Mustill	East L'pool Whls.	59	30		2	16	44	3	27	4	4	45	14	14	4	31	14
39	R. Oliver	Liverpool Century	1	0	30	2	17	3	3	27	8	4	45	27	17	4	28	27
40	R. Stanley	Birkenhead North End	1	0	0	2	17	19	3	25	25	4	45	53	16	4	29	53
41	J. Perry	Eastern Command C. C.	58	30		2	15	53	3	24	5	4	46	24	7	4	39	24
42	B. Cunliffe	Mercury R. C.	58	0		2	14	34	3	24	45	4	46	58	18	4	28	58
43	A. Baker	Speedwell B. C.	1	0	0	2	15	49	3	24	28	4	47	5	22	4	25	5
44	R. Bowles	West Bradford	1	0	30	2	15	28	3	25	10	4	47	51	8	4	39	51
45	A. Christian	Birkenhead North End	1	0	0	2	15	42	3	22	35	4	48	9	26	4	22	9
46	E. Curtis	Birkenhead North End	1	0	0	2	16	47	3	24	59	4	48	18	25	4	23	18
47	D. Straw	Nottingham Wheelers	59	0		2	16	5	3	26	30	4	48	57	13	4	35	57
48	L. Blake	Griffin C. C.	1	1	0	2	19	3	3	28	42	4	49	31	19	4	30	31
49	D. Bill	City C. C.	1	2	0	2	20	52	3	31	13	4	49	49	25	4	24	49
50	M. Hague	Nottingham Wheelers	58	0		2	14	53	3	28	47	4	49	52	14	4	35	52
51	L. Bewley	L'pool Century R. C.	1	2	0	2	19	23	3	28	5	4	50	51	24	4	26	51
52	L. J. Miller	Eastern Command C. C.	1	2	0	2	18	49	3	28	30	4	50	56	9	4	41	56
53	J. Holmes	Broad Oak C. C.	1	1	0	2	18	46	3	30	20	4	51	0	22	4	29	0
54	S. F. Cowsill	Lancashire R. C.	1	1	30	2	19	28	3	27	45	4	51	16	12	4	39	16
55	N. Cameron	Birkenhead North End	1	2	0	2	19	19	3	27	9	4	52	19	24	4	28	19
56	J. Thomas	Birkenhead North End	1	2	30	2	20	58	3	30	20	4	52	20	25	4	27	20
57	J. W. Hill	Gwent C. C.	1	1	30	2	21	29	3	31	53	4	54	21	22	4	32	21
58	D. Evans	Cardiff 100 M. R. C.	58	0		2	18	19	3	29	0	4	54	30	22	4	42	30
59	D. Cartwright	Nun Brook Wheelers	1	1	0	2	18	27	3	30	30	4	55	16	25	4	30	16
60	A. Vale	Warrington R. C.	1	3	0	2	21	31	3	32	55	4	55	26	19	4	36	26
61	J. O. Jones	Wrexham R. C.	1	1	0	2	20	15	3	30	50	4	55	40	19	4	36	40
62	P. Tandy	Mid Shropshire Whls.	1	2	30	2	21	34	3	33	30	4	56	33	26	4	30	33
63	D. Self	West Bradford	1	1	0	2	19	4	3	30	29	4	56	53	22	4	34	53
64	R. J. Cummins	Cardiff 100 M. R. C.	1	4	0	2	26	0	3	33	18	4	57	35	25	4	32	35
65	A. Crimes (Tri.)	Crewe Wheelers	1	5	0	2	30	14	3	42	3	5	1	10	25	4	36	10
66	H. Wright	Southport R. C.	1	2	15	2	22	17	3	35	35	5	1	26	25	4	36	26
67	F. Broad	Birkenhead C. C.	1	3	30	2	26	12	3	38	15	5	5	17	25	4	40	17
68	R. McNamnee	Birkenhead Vics.	59	0		2	21	5	3	38	15	5	6	49	22	4	44	49
69	D. Clerk	Mansfield Aces	1	4	0	2	25	31	3	39	55	5	7	10	25	4	42	10
70	R. Onion	Speedwell B. C.	1	3	30	2	26	27	3	39	22	5	7	40	25	4	42	40
71	M. Lines	Ratae R. C.	1	2	0	2	19	35	3	35	28	5	8	13	26	4	42	13
72	G. Tough	Molyneux R. C.	59	0		2	21	42	3	37	5	5	8	45	18	4	50	45
73	T. Hinton	Mersey R. C.	1	0	0	2	19	24	3	37	26	5	13	46	20	4	53	46

Fastest Time Awards

1	J. F. Cockayne	Nottingham Wheelers	4	25	12
2	K. Pickford	Mercury R. C.	4	28	57
3	H. Robey	Lancashire R. C.	4	28	57

} Tie

Handicap Awards

1	S. Lea	Warrington R. C.	4	13	23
2	R. Green	Midland C. & A. C.	4	15	7
3	R. Yates	Walton C. & A. C.	4	16	9

FIRST TEAM

S. Lea	Warrington R. C.	4	30	25
G. F. Southern	Warrington R. C.	4	31	15
A. Turner	Warrington R. C.	4	32	32

SECOND TEAM

W. J. Hanson	Walton C. & A. C.	4	32	37
H. Harding	Walton C. & A. C.	4	37	29
R. Yates	Walton C. & A. C.	4	38	9

13 34 12

13 48 15

84 Started 73 Finished

ANFIELD BICYCLE CLUB

FORMED MARCH 1879

Result of the 100 miles Invitation Unpaced Handicap Time Trial
Run in conformity with the Regulations of the R. T. T. C.

Whit Monday, June 7th, 1954

No.	Name	Club	Onibury			50 miles			Llanrhadr 73½ miles			Finish			H'cap	Nett Time		
			H.	M.	S.	H.	M.	S.	H.	M.	S.	H.	M.	S.		Mins.	H.	M.
1	R. Oliver	Liverpool Century R.C.	55	45		2	8	42	3	15	50	4	24	6	Scr.	4	24	6
2	B. Orrell	Anfield B.C.	56	30		2	12	50	3	17	12	4	24	40	4	4	20	40
3	H. Robey	Lancs. R.C.	56	0		2	13	19	3	19	55	4	26	41	2	4	24	41
4	A. Grisedale	Wigan Wheelers	56	30		2	10	27	3	16	4	4	27	5	Scr.	4	17	5
5	K. Pickford	Mercury R.C.	56	0		2	11	14	3	19	36	4	28	35	Scr.	4	28	35
6	P. Swindenbank	Liverpool Century R.C.	56	30		2	14	16	3	20	10	4	29	25	2	4	27	25
7	J. Anderton	Wigan Wheelers	58	25		2	16	0	3	21	17	4	32	17	7	4	25	17
8	K. E. Marsden	Manchester Wheelers	54	15		2	9	16	3	19	14	4	32	40	7	4	25	40
9	K. Hampson	Nelson Wheelers	56	0		2	14	16	3	21	46	4	32	54	6	4	26	54
10	E. V. Shackleton	Yorks Century R.C.	58	30		2	17	13	3	24	30	4	33	22	7	4	26	22
11	S. R. Sidlow	Walton C. & A.C.	56	0		2	14	4	3	22	53	4	33	38	6	4	27	38
12	W. G. Gray	Gloucester City	59	0		2	15	45	3	23	15	4	34	2	10	4	24	2
13	B. Cunliffe	Mercury R.C.	58	30		2	17	44	3	25	15	4	35	3	8	4	27	3
14	J. K. Edwards	Mersey R.C.	58	0		2	16	40	3	25	35	4	35	9	15	4	20	9
15	R. Watson	Liverpool Century	57	30		2	16	57	3	26	33	4	35	33	13	4	22	33
16	R. Dixon	Warrington R.C.	57	0		2	14	40	3	24	6	4	36	5	8	4	28	5
17	C. K. Jones	Wrexham R.C.	58	0		2	20	11	3	27	43	4	36	25	8	4	28	25
19	E. W. Booth	Mercury R.C.	58	30		2	16	34	3	26	8	4	37	41	12	4	25	41
20	W. T. Hall	Mersey R.C.	57	45		2	16	25	3	24	38	4	39	41	19	4	20	41
21	J. Black	Mercury R.C.	57	0		2	15	6	3	27	6	4	39	43	6	4	33	43
22	P. Tandy	Mid Shropshire Wheelers	58	0		2	18	41	3	26	43	4	39	53	23	4	16	53
23	A. Turner	Warrington R.C.	57	0		2	14	37	3	26	4	4	40	2	4	4	36	2
24	C. Ash	Mid Shropshire Wheelers	59	15		2	18	9	3	28	16	4	40	19	11	4	29	19
25	K. E. Davies	North R.C.	58	30		2	19	29	3	28	20	4	40	27	13	4	27	27
26	W. J. Hanson	Walton C. & A.C.	57	0		2	14	8	3	27	12	4	40	37	3	4	37	37
27	F. Richardson	Wigan Wheelers	59	0		2	16	40	3	25	45	4	40	38	5	4	35	38
28	D. F. Danks	Warwickshire R.C.	58	0		2	18	27	3	22	48	4	40	48	8	4	32	48
29	S. Lea	Warrington R.C.	59	0		2	17	16	3	25	52	4	40	57	6	4	34	57
30	R. Ballance	Maryland Wheelers	59	0		2	20	35	3	29	56	4	41	40	20	4	21	40
31	T. E. Masterson	Bebington C.C.	59	0		2	19	25	3	28	6	4	42	5	19	4	23	5
32	N. Cameron	Birkenhead N.E.	59	15		2	19	2	3	30	21	4	42	11	15	4	27	11
33	E. J. Stagg	Old Portlians	59	30		2	19	35	3	30	20	4	42	28	14	4	28	28
34	S. F. Cowsill	Lancs. R.C.	59	30		2	18	26	3	31	16	4	43	9	10	4	33	9
35	H. Lloyd	Withington Wheelers	59	0		2	22	0	3	32	10	4	43	49	22	4	21	49
36	J. A. Bailey	Nelson Wheelers	59	0		2	20	15	3	30	58	4	43	53	13	4	30	53
37	B. A. French	Merseyside Wheelers	59	0		2	17	6	3	28	30	4	44	6	15	4	29	6
38	R. H. Page	Mid Shropshire Wheelers	59	30		2	18	15	3	29	2	4	44	53	14	4	30	53
40	D. H. Smith	Nelson Wheelers	59	30		2	20	12	3	31	28	4	44	53	12	4	32	53
40	J. Thomas	Birkenhead N.E.	59	30		2	21	16	3	33	10	4	44	55	20	4	24	55
41	H. Tunley	Yorks Century	59	0		2	22	18	3	33	10	4	45	28	25	4	20	28
42	J. Bayley	Midland C. & A.C.	59	0		2	23	19	3	39	22	4	45	38	12	4	33	38
43	A. Griffiths	Mid Shropshire Wheelers	59	0		2	19	1	3	30	22	4	45	47	10	4	35	47
44	H. Greenhalgh	Veg. C. & A.C.	59	0		2	19	48	3	45	11	4	46	7	20	4	26	7
45	A. Morgan	Warrington R.C.	59	0		2	21	25	3	32	30	4	46	16	14	4	32	16
46	K. N. Gardiner	Manchester University	58	30		2	18	41	3	31	46	4	47	57	19	4	28	57
47	P. Walthall	Manchester University	59	45		2	23	29	3	35	20	4	47	58	20	4	27	58
48	A. G. Christian	Birkenhead N.E.	59	30		2	21	47	3	33	36	4	48	7	20	4	28	7
49	R. H. Whitefield	Yorks Century R.C.	55	45		2	13	48	3	30	8	4	48	21	15	4	33	21
50	S. J. Paterson	Mersey R.C.	59	0		2	25	23	3	35	33	4	48	50	25	4	23	50
51	W. Glaze	Warwickshire R.C.	59	0		2	23	46	3	34	13	4	49	1	13	4	36	1
52	R. Sidlow	Walton C. & A.C.	59	0		2	21	59	3	33	16	4	49	35	11	4	38	35
53	D. Cartwright	Nun Brook Wheelers	59	0		2	20	47	3	35	31	4	50	1	20	4	30	1
54	J. Lawless	Birkenhead N.E.	59	30		2	20	33	3	36	8	4	50	1	25	4	25	1
55	A. N. Baker	Speedwell B.C.	59	0		2	20	24	3	35	2	4	50	28	20	4	30	28
56	W. D. Mort	Lancs. R.C.	57	30		2	17	16	3	31	54	4	50	32	16	4	34	32
57	E. Walker	Condor R.C.	59	0		2	24	9	3	28	35	4	51	22	16	4	35	22
58	K. Goodman	Mercury R.C.	59	0		2	24	18	3	37	12	4	52	35	22	4	30	35
59	K. Heyward	Hereford & District	59	0		2	24	52	3	37	50	4	52	45	16	4	36	45
60	G. W. White	Sheffield Highgate	59	0		2	26	57	3	39	29	4	52	50	12	4	40	50
61	R. McNamee	Birkenhead Vics.	59	0		2	21	46	3	37	6	4	53	12	14	4	39	12
62	B. Memery	Merseyside Wheelers	59	0		2	19	33	3	36	48	4	54	6	18	4	36	6
63	M. S. Baldwin	Spartan R.C.	59	0		2	25	46	3	37	12	4	54	31	15	4	39	31
64	D. P. Evans	Cardiff 100 M.R.C.	59	0		2	24	40	3	37	12	4	54	36	18	4	36	36
65	K. Sumner	Bebington C.C.	59	30		2	21	14	3	38	13	4	56	18	24	4	32	18
66	J. B. Kershaw	Liverpool Eagle	59	0		2	26	34	3	42	4	4	56	57	25	4	31	57
67	J. Hutton	Speedwell B.C.	59	0		2	27	50	3	42	52	4	57	17	17	4	40	17
68	P. Robinson	Yorks Century	59	0		2	27	50	3	41	40	4	58	54	20	4	38	54
69	E. Shackleton	Keighley R.C.	59	0		2	25	50	3	41	48	4	58	59	22	4	36	59
70	B. D. Walsh	Bebington C.C.	59	0		2	32	0	3	45	56	4	59	7	23	4	36	7
71	R. Woodall	Nun Brook Wheelers	59	0		2	24	8	3	44	50	4	59	27	13	4	46	27
72	T. Bell	Birkenhead Vics.	59	0		2	23	27	3	44	56	5	1	31	13	4	48	31
73	H. Willis	Yorks Olympic	59	0		2	27	15	3	42	50	5	1	50	20	4	41	50
74	R. Griffiths	Anfield B.C.	59	0		2	22	39	3	34	50	5	1	52	17	4	44	52
75	E. Elkins	North Wirral Velo	59	30		2	24	0	3	41	31	5	2	56	20	4	42	56

Fastest Time Awards

1	R. Oliver	Liverpool Century	4	24	6
2	B. Orrell	Anfield B.C.	4	24	40
3	H. Robey	Lancashire R.C.	4	26	41

Handicap Awards

1	P. Tandy	Mid Shropshire Wheelers	4	16	53
2	J. K. Edwards	Mersey R.C.	4	20	9
3	H. Tunley	Yorkshire Century R.C.	4	20	28

FIRST TEAM

Liverpool Century Road Club	
R. Oliver	4 24 6
P. Swindenbank	4 29 25
R. Watson	4 35 33

13 29 4

SECOND TEAM

Wigan Wheelers	
A. Grisedale	4 27 5
J. Anderton	4 32 17
F. Richardson	4 40 38

13 40 0

148 Entries received

89 started — 75 finished

Timekeeper:—S. Wild

Handicapper:—F. Slemen

Event Secretary:—L. J. Walls,

40 Regents Way
Bebington

ANFIELD BICYCLE CLUB

FORMED MARCH 1879

*Result of the 100 miles Invitation Unpaced Handicap Time Trial
Run in conformity with the Regulations of the R. T. T. C.*

Whit Monday, May 30th, 1955

No.	Name	Club	50 miles			Actual Time			H'cap	H'cap Time			
			H.	M.	S.	H.	M.	S.		Mins.	H.	M.	
1	J. N. Wyatt	Mersey Roads Club	2	9	11	4	29	45	Scr.	4	29	45	—
2	B. Orrell	Anfield B.C.	2	10	35	4	30	26	3	4	27	26	—
3	K. Pickford	Mercury R.C.	2	10	3	4	30	47	7	4	27	47	—
4	K. E. Marsden	Lancashire R.C.	2	13	48	4	31	21	3	4	24	21	C.
5	H. Robey	Lancashire R.C.	2	13	2	4	32	2	3	4	29	2	C.
6	G. Moon	Melling Wheelers	2	12	38	4	33	16	10	4	23	16	C.
7	L. J. Blackhurst	Mid Shropshire Wheelers	2	13	38	4	34	7	4	4	30	7	C.
8	K. Price	Cardiff 100 Mile R.C.	2	17	4	4	34	12	1	4	33	12	C.
9	A. Blundell	Liverpool Unity R.C.	2	14	25	4	34	14	3	4	31	14	C.
10	G. K. Faulkner	Mercury R.C.	2	15	6	4	34	14	4	4	30	14	C.
11	B. Cunliffe	Mercury R.C.	2	15	12	4	34	19	6	4	28	19	C.
12	L. Logan	Mercury R.C.	2	16	21	4	34	54	Scr.	4	34	54	C.
13	G. Morris	Burslem Olympic Wheelers	2	14	38	4	35	3	6	4	29	3	C.
14	R. Hampton	Mersey Roads Club	2	14	31	4	35	32	14	4	21	32	—
15	J. Farrimond	Lancashire R.C.	2	16	27	4	35	48	8	4	27	48	C.
16	D. G. Spraggett	Birkenhead N.E. C.C.	2	12	6	4	36	28	10	4	26	28	C.
17	K. Paskin	Tunstall Wheelers	2	13	53	4	36	30	12	4	24	30	C.
18	W. D. Mort	Lancashire R.C.	2	18	3	4	36	32	15	4	21	32	—
19	F. K. Kerry	Lancashire R.C.	2	16	56	4	36	33	16	4	20	33	—
20	P. H. Swidenbank	Liverpool Century R.C.	2	18	11	4	37	16	8	4	29	16	C.
21	J. A. Duggan	Warrington R.C.	2	14	0	4	37	33	10	4	27	33	C.
22	J. C. Hulme	Mersey Roads Club	2	11	32	4	37	39	6	4	31	39	C.
23	D. L. Bowman	Leicestershire R.C.	2	13	8	4	37	52	7	4	30	52	C.
24	G. A. Baker	Mersey Roads Club	2	14	39	4	37	52	9	4	28	52	C.
25	E. Glossop	Sheffield Central C.C.	2	15	43	4	37	54	6	4	31	54	C.
26	D. Middleton	West Pennine R.C.	2	15	38	4	38	10	7	4	31	10	C.
27	R. Dixon	Warrington R.C.	2	13	18	4	38	49	9	4	29	49	C.
28	G. Pye	Stafford Roads Club	2	14	55	4	39	20	14	4	25	20	C.
29	J. A. Ryan	Liverpool Unity R.C.	2	18	2	4	41	4	3	4	38	4	C.
30	W. K. Goodman	Mercury R.C.	2	15	51	4	41	12	11	4	30	12	C.
31	J. Senior	Lancashire R.C.	2	16	56	4	41	44	10	4	31	44	C.
32	A. Tyson	South Lincs. R.C.	2	16	2	4	41	52	6	4	35	52	C.
33	J. J. Pollitt	Mercury R.C.	2	18	2	4	42	42	12	4	30	42	C.
34	M. Coates	Keighley R.C.	2	16	7	4	42	48	13	4	29	48	C.
35	M. S. Baldwin	Spartan R.C.	2	16	7	4	43	14	12	4	31	14	C.
36	J. V. Harrison	Nelson Wheelers	2	15	18	4	43	39	5	4	38	39	C.
37	R. Ballance	Maryland Wheelers	2	17	25	4	46	10	17	4	29	10	—
38	C. R. Salter	Mersey Roads Club	—	—	—	4	46	11	18	4	28	11	—
39	A. M. Barratt	Keighley R.C.	2	15	30	4	46	20	12	4	34	20	—
40	J. E. Woodford	Leicester Forest C.C.	2	14	49	4	46	42	5	4	41	42	—
41	H. Greenhalgh	Vegetarian C. & A.C.	2	18	46	4	46	55	20	4	26	55	—
42	J. Hall	Lancashire R.C.	2	20	51	4	47	0	15	4	32	0	—
43	P. Stevenson	Preston Wheelers	2	18	52	4	47	12	7	4	40	12	—
44	R. Woodall	Nunbrook Wheelers	2	21	8	4	48	14	12	4	36	14	—
45	G. W. White	Sheffield Highgate Whs.	2	21	57	4	48	35	13	4	35	35	—
46	A. W. Francis	Walton C. & A.C.	2	19	11	4	48	36	11	4	37	36	—
47	J. P. Thomas	Mersey Roads Club	2	17	22	4	48	36	18	4	30	36	—
48	L. Heald	South Lincs. R.C.	2	17	19	4	49	34	15	4	34	34	—
49	B. Yuile	Warrington R.C.	2	17	21	4	49	42	18	4	31	42	—
50	A. N. Hammond	Cheshire R.C.	2	19	39	4	49	50	15	4	34	50	—
51	H. E. Lloyd	Manchester Wheelers	2	19	11	4	50	7	19	4	31	7	—
52	W. J. Hanson	Walton C. & A.C.	2	21	34	4	50	11	8	4	42	11	—
53	S. Thorpe	Preston Wheelers	2	19	5	4	50	13	12	4	38	13	—
54	A. Hopwood	Altrincham Ravens C.C.	2	24	0	4	50	17	13	4	37	17	—
55	K. Hampson	Nelson Wheelers	2	16	18	4	50	46	6	4	44	46	—
56	J. Curtin	Hyde Roads C.C.	2	21	38	4	50	52	15	4	35	52	—
57	S. J. Peterson	Mersey Roads Club	2	19	14	4	51	5	20	4	31	5	—
58	J. Howarth	Liverpool Unity R.C.	2	17	10	4	51	36	18	4	33	36	—
59	L. T. Thornley	Liverpool Century R.C.	2	21	9	4	52	35	16	4	36	35	—
60	S. Lea	Warrington R.C.	2	18	32	4	52	47	9	4	43	47	—
61	R. H. Page	Mid Shropshire Wheelers	2	20	11	4	53	46	15	4	38	46	—
62	A. Turner	Warrington R.C.	2	17	31	4	53	52	8	4	45	52	—
63	E. A. Taylor	Wyndham R.C.C.	2	19	33	4	54	18	12	4	42	18	—
64	P. Gilroy	Liverpool Century R.C.	2	19	9	4	54	24	9	4	45	24	Started 2½ mins. late
65	S. R. Sidlow	Walton C. & A.C.	2	23	32	4	54	40	8	4	46	40	—
66	J. Thomas	Birkenhead N.E.C.C.	2	22	9	4	54	42	20	4	34	42	—
67	B. F. Sedgwick	Liverpool Century R.C.	2	20	7	4	54	52	13	4	41	52	—
68	P. Watson	Manchester Wheelers	2	22	48	4	55	15	18	4	37	15	—
69	J. A. Bailey	Nelson Wheelers	2	20	11	4	55	37	12	4	43	37	—
70	G. A. Quilty	Manchester A. & C.C.	2	22	7	4	56	15	12	4	44	15	—
71	T. McMullan	Saracen R.C.	2	25	10	4	56	19	15	4	41	19	—
72	J. Viney	Liverpool Eagle R.C.	2	23	21	4	56	48	18	4	38	48	—
73	S. F. Cowsill	Lancashire R.C.	2	26	41	4	57	26	14	4	43	26	—
74	J. Harris	Warrington R.C.	2	22	58	4	57	44	20	4	37	44	—
75	J. C. Lawless	Birkenhead N.E.C.C.	2	21	5	5	0	37	24	4	36	37	—
76	R. Sidlow	Walton C. & A.C.	2	24	11	5	1	44	15	4	46	44	—
77	P. Alcock	Potteries C.C.	2	23	32	5	1	50	11	4	50	50	—
78	E. W. Fell	Blackpool R.C.	2	21	39	5	2	27	11	4	51	27	—
79	G. A. Clements	North Worcester C.C.	2	25	16	5	3	40	17	4	46	40	—
80	K. Hayward	Hereford & Dist. Wheelers	2	22	29	5	3	41	18	4	45	41	—
81	E. Shackleton	Keighley R.C.	2	25	42	5	4	7	14	4	50	7	—
82	G. A. Wall	Manchester Wheelers	2	27	16	5	8	9	23	4	45	9	—
83	G. Burns	Keighley R.C.	2	30	25	5	9	10	20	4	49	10	—
84	R. McNamee	Birkenhead Victoria C.C.	2	22	5	5	28	20	15	5	13	20	—

Fastest Time Awards

1	J. N. Wyatt	Mersey Roads Club	4	29	45
2	B. Orrell	Anfield B.C.	4	30	26
3	K. Pickford	Mercury R.C.	4	30	47

Handicap Awards

1	F. K. Kerry, Lancashire R.C.	4	36	33	16	4	20	33
2	W. D. Mort, Lancashire R.C.	4	36	32	15	4	21	32
	R. Hampton, Mersey Roads Club	4	35	32	14	4	21	32

1st Team Awards

Lancashire R.C.

K. E. Marsden	4	31	21
H. Robey	4	32	2
J. Farrimond	4	35	48

Second Team Awards

Mercury Roads Club

K. Pickford	4	30	47
G. K. Faulkner	4	34	14
B. Cunliffe	4	34	19

13 39 11

13 39 20

ANFIELD BICYCLE CLUB

FORMED MARCH 1879

Result of the 100 miles Unpaced Handicap Time Trial Run in conformity with the Regulations of the R. T. T. C.

Whit Monday, June 10th, 1957

Place	Name	Club	50 miles	100 miles	H'cap	Nett time
1	*W. Bradley	Southport R.C.	2 9 5	4 19 12	Scr.	4 19 12
2	*A. R. Masterson	Bebington C.C.	2 11 13	4 21 50	9	4 12 50
3	*G. J. Barrow	Stone Wheelers C.C.	2 14 59	4 25 27	7	4 18 27
4	*P. R. Ward	Preston Wheelers	2 13 5	4 25 43	12	4 13 43
5	*W. Fairhurst	Birkenhead N.E.	2 13 0	4 29 9	11	4 18 9
6	*A. J. Hickson	Seamons C.C.	2 17 39	4 30 17	12	4 18 17
7	*G. C. Smith	Merseyside Wheelers	2 14 33	4 30 53	15	4 15 53
8	*L. R. Jenkins	Acme Wheelers	2 16 31	4 30 59	16	4 14 59
9	*N. H. Gill	Nuneaton B.C.	2 15 20	4 31 29	15	4 16 29
10	*H. Gaskell	Warrington R.C.	2 12 50	4 31 30	12	4 19 30
11	*J. P. McLean	Liverpool Unity	2 11 43	4 33 51	2	4 31 51
12	*M. H. J. Evans	St. Christ's N. Staffs.	2 14 25	4 33 58	13	4 20 58
13	*Doug Middleton	West Pennine	2 20 14	4 34 47	12	4 22 47
14	*B. Yuile	Warrington R.C.	2 19 17	4 34 52	16	4 18 52
15	K. Pickford	Mercury R.C.	2 17 37	4 35 6	4	4 31 6
16	W. T. Hopwood	N. Shropshire Wheelers	2 15 0	4 35 10	16	4 19 10
17	*B. A. French	Merseyside Wheelers	2 14 51	4 35 32	10	4 25 32
18	R. D. Cary	Sittingbourne C.C.	2 14 22	4 35 58	6	4 29 58
19	D. W. Johnson	Birkenhead N.E.	2 15 30	4 36 22	9	4 27 22
20	*M. S. Baldwin	Merseyside Wheelers	2 17 23	4 36 33	13	4 23 33
21	P. Beswick	Manchester Vic Whlrs.	2 19 8	4 36 40	11	4 25 40
22	*C. C. Richardson	South Lancs. R.C.	2 17 24	4 37 38	24	4 13 38
23	P. W. Bell	Abbotsford Park	2 16 57	4 37 41	12	4 25 41
24	I. J. Haigh	Holme Valley Wheelers	2 19 28	4 37 55	15	4 22 55
25	G. J. Barnbrook	Army C.U.	2 15 30	4 38 5	8	4 30 5
26	*S. Lea	Warrington R.C.	2 17 58	4 38 6	15	4 23 6
27	A. Morgan	Warrington R.C.	2 19 50	4 38 46	18	4 20 46
28	J. J. Pollitt	Mercury R.C.	2 16 40	4 39 15	12	4 27 15
29	T. Barnyard	Birkenhead N.E.	2 18 15	4 39 45	16	4 23 45
30	I. Livingston	Dukinfield C.C.	2 11 41	4 40 11	10	4 30 11
31	N. J. Yeo	Acme Wheelers	2 19 58	4 41 0	13	4 28 0
32	H. Greenhalgh	Vegetarian C. & A.C.	2 18 0	4 41 4	24	4 17 4
33	R. Dixon	Warrington R.C.	2 18 58	4 41 45	18	4 23 45
34	E. Fogg	Bebington C.C.	2 16 37	4 42 7	16	4 26 7
35	G. W. Mumford	Nuneaton B.C.	2 19 17	4 42 13	18	4 24 13
36	N. T. Stringer	Chester R.C.	2 19 57	4 42 31	16	4 26 31
37	G. Arstall	Seamons C.C.	2 18 0	4 42 43	15	4 27 43
38	L. Hogan	Mercury R.C.	2 20 17	4 42 48	5	4 37 48
39	K. Goodman	Mercury R.C.	2 16 19	4 43 22	18	4 25 22
40	D. Beesley	Liverpool Unity	2 20 26	4 44 5	16	4 28 5
41	G. E. Edwards	Southport R.C.	2 21 15	4 44 31	22	4 22 31
42	J. Singleton	St. Christ's Nelson	2 23 41	4 44 47	14	4 30 47
43	J. C. Futter	Anfield B.C.	2 22 17	4 45 31	24	4 21 31
44	M. T. Newhall	Seamons C.C.	2 19 15	4 45 32	22	4 23 32
45	B. Collard	Birkenhead N.E.	2 16 28	4 45 42	18	4 27 42
46	L. Turner	Merseyside Wheelers	2 21 13	4 45 50	17	4 28 50
47	E. J. Jones	Acme Wheelers	2 21 49	4 46 23	22	4 24 23
48	K. S. Waterhouse	Holbeck C.C.	2 18 19	4 46 32	11	4 35 32
49	D. Parkinson	Nunbrook Wheelers	2 22 14	4 46 45	24	4 22 45
50	A. Hopwood	Altrincham Ravens	2 24 0	4 47 32	22	4 25 32
51	D. E. Norris	Cheshire Roads	2 19 14	4 47 42	10	4 37 42
52	B. Morris	Mid Shropshire Wheelers	2 20 6	4 48 45	15	4 33 45
53	R. Mostyn	Dukinfield C.C.	2 20 36	4 50 35	24	4 26 35
54	D. W. H. Williams	North Shropshire Wheelers	2 20 12	4 51 6	23	4 28 6
55	J. P. Thomas	Mersey Roads Club	2 19 55	4 51 53	25	4 26 53
56	E. B. Mustill	East Liverpool Wheelers	2 27 39	4 52 8	25	4 27 8
57	H. E. Lloyd	Manchester Wheelers	2 24 50	4 52 43	25	4 27 43
58	J. P. Partington	Liverpool Eagle	2 26 0	4 52 52	25	4 27 52
59	D. G. Spraggett	Birkenhead N.E.	2 22 47	4 54 22	20	4 34 22
60	L. Heald	South Lancs.	2 23 5	4 54 25	23	4 31 25
61	H. Marsh	Mersey Roads Club	2 23 33	4 54 53	25	4 29 53
62	D. Bullers	Rutland C.C.	2 24 40	4 55 26	20	4 35 26
63	S. J. Peterson	Mersey Roads Club	2 30 30	4 58 16	25	4 33 16
64	H. Benson	West Pennine	— — —	4 58 53	20	4 38 53
65	M. Smith	Merseyside Wheelers	2 29 52	4 59 11	25	4 34 11
66	R. H. Carter	North Shropshire Wheelers	2 23 45	4 59 22	18	4 41 22
67	R. Williams	Stafford R.C.	2 21 14	5 0 48	15	4 45 48
68	N. G. White	North Shropshire Wheelers	2 30 18	5 1 29	25	4 36 29
69	B. Duckett	Nelson Wheelers	2 21 25	5 2 30	18	4 44 30
70	P. W. Mullins	Mid Shropshire Wheelers	2 26 13	5 2 38	20	4 42 38
71	N. Hirst	Nunbrook Wheelers	2 26 23	5 3 41	20	4 43 41
72	K. J. Sumner	Bebington C.C.	2 30 35	5 5 57	28	4 37 57
73	R. McNamee	Birkenhead Vics	2 28 47	5 8 19	24	4 44 19
74	E. Shackleton	Keighley R.C.	2 32 21	5 13 7	22	4 51 7
75	G. Burns	Keighley R.C.	2 34 16	5 15 27	26	4 49 27

Fastest Time Awards

1. W. Bradley	Southport R.C.	4 19 12
2. A. R. Masterson	Bebington C.C.	4 21 50
3. G. J. Barlow	Stone Wheelers	4 25 27

Handicap Awards

1. A. R. Masterson	Bebington C.C.	4 12 50
2. C. C. Richardson	South Lancs. R.C.	4 13 38
3. P. R. Ward	Preston Wheelers	4 13 43

Nett

1st Team Awards

Merseyside Wheelers

G. C. Smith	4 30 53
B. A. French	4 35 32
M. S. Baldwin	4 36 33
13 42 58	

2nd Team Awards

Warrington R.C.

H. Gaskell	4 31 30
B. Yuile	4 34 52
S. Lea	4 38 6
13 44 28	

Riders marked * receive a copy of *The Black Anfielders*, the history of the Anfield Bicycle Club.

133 entries received. 95 started. 75 finished.

Timekeeper—S. Wild.

Handicapper—F. Slemen.

Events Secretary—J. E. Reeves, 29 The Ginull, Port Sunlight, Cheshire.

ANFIELD BICYCLE CLUB

FORMED MARCH 1879

Result of the 100 miles Unpaced Handicap Time Trial Run in conformity with the Regulations of the R. T. T. C.

Whit Monday, May 26th, 1958

Place	Name	Club	'50' time	'100' time	H'cap	H'cap time	No.
1	B. Morris	Mid Shropshire Wheelers	2 8 58	4 21 24	15	4 6 24	34*
2	A. R. Masterson	Bebington C.C.	2 8 27	4 22 39	Scr.	4 22 39	60
3	G. C. Smith	Merseyside Wheelers	2 11 37	4 23 46	8	4 15 46	65
4	A. J. Hickson	Mercury R.C.	2 12 45	4 27 17	4	4 23 17	70
5	J. Turner	Warrington R.C.	2 13 18	4 27 41	8	4 19 41	27
6	B. Doolan	Merseyside Wheelers	2 11 25	4 31 24	20	4 11 24	71
7	R. Cookham	Rutland C.C.	2 13 25	4 31 31	7	4 24 31	85
8	B. A. French	Merseyside Wheelers	2 17 7	4 31 52	4	4 27 52	80
9	M. S. Baldwin	Merseyside Wheelers	2 12 50	4 32 18	10	4 22 18	37
10	K. Goodman	Mercury R.C.	2 14 35	4 32 27	14	4 18 27	82
11	M. P. Niblett	Mid Shropshire Wheelers	2 15 19	4 32 44	19	4 13 44	83
12	B. Cunliffe	Mercury R.C.	2 16 26	4 32 52	7	4 25 52	95
13	G. Fouldes	Rutland C.C.	2 14 50	4 33 7	9	4 24 7	35
14	K. S. Waterhouse	Holbeck C.C.	2 15 13	4 34 2	8	4 26 2	75
15	L. R. Jenkins	Acme Wheelers, Rhondda	2 14 47	4 34 8	11	4 23 8	2
16	M. Smith	Merseyside Wheelers	2 16 32	4 34 24	20	4 14 24	86
17	D. W. H. Williams	North Shropshire Wheelers	2 16 19	4 34 25	14	4 20 25	72
18	H. Gaskell	Warrington Roads	2 16 42	4 34 42	8	4 26 42	55
19	J. Quinton	West Pennine	2 18 24	4 34 57	17	4 17 57	64
20	M. J. Davies	Port Talbot Wheelers	2 16 40	4 35 24	10	4 25 24	17
21	Doug. Middleton	West Pennine	2 17 32	4 35 53	10	4 25 53	7
22	C. Ash	Mid Shropshire Wheelers	2 15 7	4 35 55	11	4 24 55	92
23	P. W. Bell	Abbotsford Park	2 17 40	4 37 44	9	4 28 44	45
24	K. Pickford	Mercury R.C.	2 13 19	4 38 4	2	4 36 4	30
25	C. A. Banks	Port Talbot Wheelers	2 14 8	4 39 18	12	4 27 18	52
26	R. Grainger	Cheshire Roads	2 21 22	4 39 19	21	4 18 19	61
27	J. V. Harrison	Nelson Wheelers	2 19 30	4 39 26	10	4 29 26	62
28	G. W. Nichol	Bebington C.C.	2 14 59	4 39 34	10	4 29 34	32
29	L. Turner	Merseyside Wheelers	2 21 8	4 39 36	21	4 18 36	53
30	Derek Middleton	West Pennine	2 22 48	4 40 13	12	4 28 13	57
31	P. W. M. Mullins	Mid Shropshire Wheelers	2 16 27	4 40 19	20	4 20 19	66
32	S. J. McBryde	Walton C. & A.C.	2 18 47	4 40 32	21	4 19 32	56
33	G. Steers	Rutland C.C.	2 19 54	4 40 45	10	4 30 45	12
34	N. T. Springer	Cheshire Roads	2 16 57	4 40 53	15	4 25 53	24
35	H. Greenhalgh	Vegetarian C. & A.C.	2 17 20	4 41 8	18	4 23 8	94
36	R. Smith	Westwood R.C.	2 14 32	4 41 13	20	4 21 13	76
37	J. W. Hall	Rutland C.C.	2 19 31	4 42 2	17	4 25 2	69
38	P. Whitehead	Otley C.C.	2 18 18	4 42 5	4	4 38 5	90
39	D. G. Slemen	Walton C. & A.C.	2 18 11	4 44 14	25	4 19 14	26
40	N. H. Gill	Nuneaton B.C.	2 20 19	4 44 29	14	4 30 29	67
41	B. Yuile	Warrington Roads	2 14 22	4 44 40	10	4 34 40	5
42	E. Fogg	Bebington C.C.	2 12 59	4 44 44	9	4 35 44	25
43	N. Lawton	Nunbrook	2 17 23	4 47 1	17	4 30 1	74
44	S. Lea	Warrington Roads	2 17 3	4 47 20	15	4 32 20	14
45	C. Aaron	Nunbrook	2 18 51	4 47 22	19	4 28 22	81
46	J. Sherwin	Abbotsford Park	2 18 38	4 48 32	18	4 30 32	89
47	A. Waites	Yorkshire Century	2 21 48	4 48 44	15	4 33 44	29
48	W. P. Brimage	Larkhill Wheelers	2 20 3	4 49 2	20	4 29 2	23
49	J. Atkinson	Warrington Roads	2 27 13	4 49 54	22	4 27 54	58
50	D. G. Spraggett	Birkenhead N.E.	2 20 47	4 50 0	18	4 32 0	96
51	C. C. Richardson	South Lancs.	2 15 16	4 50 7	13	4 37 7	4
52	V. Chadwick	Macclesfield Wheelers	2 16 15	4 50 42	20	4 30 42	68
53	K. R. Mackinson	Mersey Roads	2 16 44	4 50 49	16	4 34 49	49
54	D. Longbottom	Nunbrook	2 24 45	4 50 56	19	4 31 56	88
55	A. Owen	Ivy Wheelers	2 23 15	4 51 53	9	4 42 53	15
56	M. H. J. Evans	St. Christopher's, N. Staffs.	2 17 52	4 51 56	10	4 41 56	22
57	J. Taylor	Hyde Roads	2 22 30	4 52 24	22	4 30 24	46
58	J. Caldwell	Rutland C.C.	2 22 23	4 52 33	16	4 36 33	44
59	M. R. Walpole	Meersbrook C.C.	2 28 44	4 52 54	26	4 26 54	8
60	W. Robinson	Hyde Roads	2 25 37	4 53 4	24	4 29 4	33
61	S. J. Peterson	Mersey Roads	2 26 54	4 53 8	24	4 29 8	31
62	T. Kaye	Holme Valley Wheelers	2 23 55	4 53 37	18	4 35 37	84
63	W. Rowe	Abbotsford Park	2 23 12	4 53 53	16	4 37 53	54
64	P. Stevenson	Preston Wheelers	2 18 24	4 54 13	14	4 40 13	87
65	D. E. Norris	Cheshire Roads	2 25 3	4 55 18	7	4 48 18	10
66	F. Wilcock	North Lancs.	2 20 16	4 55 40	22	4 33 40	48
67	G. Whitham	Cheshire Roads	2 30 47	4 59 24	22	4 37 24	43
68	W. R. Jones	Acme Wheelers, Rhondda	2 24 41	5 1 0	22	4 39 0	51
69	J. Byewater	Cresta Wheelers	2 24 33	5 1 41	15	4 46 41	19
70	C. J. Ginger	Wrexham R.C.	2 27 55	5 2 38	28	4 34 38	6
71	G. A. Lancelotte	Wrexham R.C.	2 24 16	5 2 43	25	4 37 43	28
72	A. J. Long	Byways R.C.	2 28 17	5 3 14	24	4 39 14	38
73	G. C. Walls	Mid Shropshire Wheelers	2 23 59	5 8 43	25	4 43 43	11

Fastest Time Awards

1. B. Morris	Mid Shropshire Wheelers	4 21 24
2. A. R. Masterson	Bebington C.C.	4 22 39
3. G. C. Smith	Merseyside Wheelers	4 23 46

Handicap Awards

1. B. Doolan	Merseyside Wheelers	4 11 24
2. M. P. Niblett	Mid Shropshire Wheelers	4 13 44
3. M. Smith	Merseyside Wheelers	4 14 24

Nett

1st Team Awards

Merseyside Wheelers	
G. C. Smith	4 23 46
B. Doolan	4 31 24
B. A. French	4 31 52
<hr/>	
13 27 02	

2nd Team Awards

Mid Shropshire Wheelers	
B. Morris	4 21 24
M. P. Niblett	4 32 44
C. Ash	4 35 55
<hr/>	
13 30 03	

* Notification of improvement received too late to alter handicap as per Rule 29.

ANFIELD BICYCLE CLUB

FORMED MARCH, 1879

Result of the 100 miles Unpaced Handicap Time Trial
Run in conformity with the Regulations of the R. T. T. C.

Whit Monday, May 18th, 1959

No.	Name	Club	50 miles time			100 miles time			H'cap.	H'cap time		
			H.	M.	S.	H.	M.	S.		Mins.	H.	M.
1	R. C. Booty	Ericsson Whlrs.	2	5	3	4	18	56	Scr.	4	18	56
2	A. R. Masterson	Bebington C.C.	2	8	3	4	21	0	10	4	11	0
3	H. D. Middleton	East Liverpool Whlrs.	2	3	5	4	21	46	5	4	16	46
4	R. C. Barr	Ericsson Whlrs.	2	8	12	4	22	17	11	4	11	17
5	E. J. Millardship	Bebington C.C.	2	11	37	4	27	18	12	4	15	18
6	B. Yuile	Warrington R.C.	2	11	38	4	27	33	18	4	9	33
7	B. Morris	Mid Shropshire Whlrs.	2	11	20	4	27	35	12	4	15	35
8	G. Moon	Melling Whlrs.	2	9	10	4	27	47	14	4	13	47
9	A. Boden	Warrington R.C.	2	13	37	4	29	52	16	4	13	52
10	K. Pickford	Mercury R.C.	2	10	51	4	31	25	10	4	21	25
11	M. S. Baldwin	Merseyside Whlrs.	2	14	40	4	31	40	14	4	17	40
12	B. Doolan	Merseyside Whlrs.	2	11	40	4	32	10	12	4	20	10
13	R. Cookham	Rutland C.C.	2	15	5	4	32	36	15	4	17	36
14	M. C. Smith	Merseyside Whlrs.	2	14	3	4	33	3	20	4	13	3
15	C. Ash	Mid Shropshire Whlrs.	2	10	18	4	35	43	20	4	15	43
16	K. Goodman	Mercury R.C.	2	16	3	4	36	54	20	4	16	54
17	D. H. White	Swindon Whlrs.	2	13	20	4	37	20	15	4	22	20
18	Douglas Middleton	West Pennine R.C.	2	17	20	4	37	26	18	4	19	26
19	M. Banyard	Birkenhead N.E.C.C.	2	15	14	4	37	31	17	4	20	31
20	C. R. Salter	Mersey Roads Club	2	12	22	4	38	9	20	4	18	9
21	M. R. Brecon	Harrogate St. Christophers	2	18	0	4	39	5	13	4	26	5
22	K. D. Hughes	Mid Shropshire Whlrs.	2	17	47	4	40	39	33	4	7	39
23	T. Richards	Merseyside Whlrs.	2	15	42	4	41	50	14	4	27	50
24	P. A. Abbott	Long Eaton C.C.	2	15	57	4	42	2	13	4	29	2
25	G. Steers	Rutland C.C.	2	19	23	4	42	10	23	4	19	10
26	D. F. Wharton	Merseyside Whlrs.	2	13	30	4	42	25	17	4	25	25
	J. T. Sanders	North Worcester R.C.	2	15	55	4	42	25	23	4	19	25
28	T. E. Masterson	Bebington C.C.	2	17	11	4	42	44	26	4	16	44
29	G. A. Booty	Ericsson Whlrs.	2	15	8	4	43	14	23	4	20	14
30	J. J. Pollitt	Mercury R.C.	2	19	0	4	43	24	20	4	23	24
31	E. W. Manning	Merseyside Whlrs.	2	21	45	4	43	59	33	4	10	59
32	J. C. Leversidge	Rutland C.C.	2	19	47	4	44	2	14	4	30	2
33	E. Fogg	Bebington C.C.	2	13	55	4	44	9	18	4	26	9
34	G. V. Harrison	Barrow Central Whlrs.	2	15	10	4	44	23	20	4	24	23
35	R. H. Page	Mid Shropshire Whlrs.	2	20	29	4	44	39	33	4	11	39
36	P. J. Kenny	Harrogate St. Christophers	2	22	40	4	45	0	20	4	25	0
37	V. Chadwick	Macclesfield Whlrs.	2	18	29	4	45	25	33	4	12	25
38	K. S. Waterhouse	Holbeck C.C.	2	20	24	4	45	29	20	4	25	29
39	R. N. Dean	Gloucester City R.C.	2	19	40	4	45	53	20	4	25	53
	A. E. Blackman	North Road C.C.	2	15	10	4	45	53	14	4	31	53
41	J. Atkinson	Warrington R.C.	2	17	54	4	45	59	32	4	13	59
42	J. W. Hall	Rutland C.C.	2	19	0	4	46	54	20	4	26	54
43	J. L. Prestidge	Cheltenham & County*	2	21	17	4	47	0	27	4	20	0
44	S. Lea	Warrington R.C.	2	20	2	4	47	24	26	4	21	24
45	Derek Middleton	West Pennine R.C.	2	29	26	4	47	40	19	4	28	40
46	C. G. Cadman	Cheshire R.C.	2	22	50	4	48	26	32	4	16	26
47	D. Thomas	Long Eaton C.C.	2	18	2	4	48	41	17	4	31	41
48	T. H. Fuller	Stretford Whlrs.	2	21	21	4	48	42	27	4	21	42
49	H. Greenhalgh	Vegetarian C. & A.C.	2	22	33	4	49	17	30	4	19	17
50	J. Parr	Anfield B.C.	2	19	21	4	50	9	35	4	15	9
	L. Turner	Merseyside Whlrs.	2	20	55	4	50	9	31	4	19	9
52	C. A. Banks	Port Talbot Whlrs.	2	14	30	4	50	13	20	4	30	13
53	S. Redpath	West Pennine R.C.	2	19	28	4	50	31	35	4	15	31
54	G. H. Balmforth	Birkenhead N.E.C.C.	2	23	11	4	52	41	35	4	17	41
55	D. G. Spraggett	Birkenhead N.E.C.C.	2	21	37	4	52	45	30	4	22	45
56	N. T. Stringer	Chester C.R.C.	2	18	35	4	52	46	24	4	28	46
57	K. R. Makinson	Mersey Roads Club	2	19	2	4	57	5	24	4	33	5
58	P. J. Sibert	Liverpool Unity C.C.	2	27	2	4	57	37	25	4	32	37
59	C. R. Reynolds	Bon Amis C.C.	2	27	38	4	57	47	29	4	28	47
60	L. Heald	South Lancs. R.C.	2	25	44	4	58	3	32	4	26	3
61	R. A. Jubb	Doncaster Whlrs.	2	22	57	4	58	7	30	4	28	7
62	K. J. Sumner	Bebington C.C.	2	25	5	4	58	19	34	4	24	19
63	P. A. Tandy	Liverpool Unity	2	23	0	4	58	55	32	4	26	55
64	D. Mather	North Worcester	2	22	22	4	59	38	32	4	27	38
65	J. Haslam	Warrington R.C.	2	20	18	5	0	25	32	4	28	25
66	G. E. Edwards	North Road C.C.	2	21	10	5	1	19	21	4	40	19
67	G. C. Walls	Mid Shropshire Whlrs.	2	27	21	5	1	20	31	4	30	20
68	W. P. Wilson	Belle Vue C.C.	2	24	15	5	4	39	33	4	31	39
69	S. J. Peterson	Mersey Roads Club	2	27	22	5	4	51	33	4	31	51
70	T. Bracegirdle	Stretford Whlrs.	2	30	27	5	8	53	32	4	36	53
71	G. Whitham	Cheshire Roads Club*	2	33	15	5	9	53	33	4	36	53
72	R. Wilson	Anfield B.C.	2	29	18	5	17	58	35	4	42	58
73	A. J. Wedlake	Cwmarn Paragon	2	31	29	5	28	23	35	4	53	23

Fastest Time Awards

1	R. C. Booty	Ericsson Whlrs.	4	18	56
2	A. R. Masterson	Bebington C.C.	4	21	0
3	H. D. Middleton	East L'pool Whlrs.	4	21	46

Handicap Awards

K. D. Hughes	Mid Shropshire Whlrs.	(33)	Nett	4	7	39
B. Yuile	Warrington R.C.	(18)		4	9	33
E. W. Manning	Merseyside Whlrs.	(33)		4	10	59

1st Team Awards

Ericsson Wheelers					
R. C. Booty	4	18	56
R. C. Barr	4	22	17
G. A. Booty	4	43	14
			13	24	27

2nd Team Awards

Bebington C.C.					
A. R. Masterson	4	21	0
E. J. Millardship	4	27	18
T. E. Masterson	4	42	44
			13	31	02

135 entries received. 93 started. 73 finished.

* J. L. PRESTIDGE started 2½ mins. late.

* G. WHITHAM started 3½ mins. late.

Timekeeper—S. Wild.

Handicapper—F. Slemen.

Event Secretary—J. E. Reeves, 29 The Ginnel, Port Sunlight, Wirral.

ANFIELD BICYCLE CLUB

FORMED MARCH 1879

*Result of the 100 miles Unpaced Handicap Time Trial
Run in conformity with the Regulations of the R. T. T. C.*

Whit Monday, May 22nd, 1961

Order of Start	Order of Finish	Name	Club	52 miles time			100 miles time			H'cap	H'cap time		
				H.	M.	S.	H.	M.	S.		Mins.	H.	M.
90	1	H. D. Middleton	East Liverpool Wheelers	2	4	33	4	13	56	5	4	8	56
100	2	R. C. Booty	Ericsson Wheelers	2	6	41	4	17	14	Scr.	4	17	14
80	3	L. Logan	Mercury R.C.	2	12	58	4	21	25	7	4	14	25
62	4	L. J. Blackhurst	Mid-Shropshire Wheelers	2	7	24	4	23	35	13	4	10	35
95	5	B. W. Keogh	Solihull C.C.	2	9	28	4	25	50	12	4	13	50
44	6	P. Gordon	Flixton C.C.	2	15	46	4	25	54	14	4	11	54
5	7	C. M. Delaney	Warrington R.C.	2	14	55	4	28	26	18	4	10	26
35	8	R. Corden	Birkenhead N.E.	2	12	17	4	29	47	16	4	13	47
50	9	C. H. C. Butcher	Ericsson Wheelers	2	13	39	4	31	37	10	4	21	37
77	10	D. W. H. Williams	Mid-Shropshire Wheelers	2	11	23	4	31	46	20	4	11	46
96	11	R. Levers	Sheffield Phoenix	2	13	51	4	32	27	22	4	10	27
41	12	K. D. Hughes	Mid-Shropshire Wheelers	2	14	36	4	33	52	28	4	5	52
85	13	H. Gaskell	Warrington R.C.	2	11	42	4	34	4	14	4	20	4
22	14	J. Atkinson	Warrington R.C.	2	14	23	4	34	24	19	4	15	24
64	15	W. P. Whitaker	Warrington R.C.	2	15	53	4	34	53	28	4	6	53
12	16	Derek Middleton	West Pennine	2	18	28	4	35	23	23	4	12	23
99	17	T. Maloney	Merseyside Wheelers	2	13	4	4	35	25	22	4	13	25
15	18	L. W. Archer	North Worcester	2	15	17	4	36	41	14	4	22	41
58	19	A. Jeavons	Rotherham Wheelers	2	20	52	4	37	32	28	4	9	32
43	20	R. Mann	Dukinfield	2	17	47	4	38	20	24	4	14	20
20*	21	G. P. Hughes	Birkenhead N.E.	2	13	10	4	38	29	10	4	28	29
71	22	B. E. Holland	Bootle St. Chris.	2	16	21	4	39	49	27	4	12	49
60	23	K. Pickford	Mercury R.C.	2	16	54	4	41	0	12	4	29	0
42	24	B. Cunliffe	Mercury R.C.	2	20	17	4	41	15	20	4	21	15
79	25	P. J. Price	East Liverpool Wheelers	2	18	41	4	41	17	25	4	16	17
25	26	Douglas Middleton	West Pennine	2	20	18	4	41	24	18	4	23	24
89	27	P. R. Stott	West Pennine	2	18	25	4	41	59	26	4	15	59
21	28	J. McKnight	Wavertree C.C.	2	18	49	4	42	16	32	4	10	16
55	29	J. E. Gould	Beacon R.C.C.	2	17	28	4	42	19	16	4	26	19
13	30	A. G. Hobden	Liverpool Eagle	2	17	23	4	42	23	25	4	17	23
56	31	W. A. E. Dunk	Vegetarian	2	19	2	4	42	40	28	4	14	40
97	32	J. T. Sanders	North Worcester	2	14	16	4	42	52	19	4	23	52
10	33	T. Richards	Merseyside Wheelers	2	14	37	4	43	40	14	4	29	40
37	34	T. Robinson	Abercynon R.C.	2	18	42	4	44	8	23	4	21	8
76	35	T. J. Melia	Mersey Roads	2	20	47	4	44	18	18	4	16	18
47	36	S. Lea	Warrington R.C.	2	20	51	4	44	52	23	4	21	52
26	37	T. G. Lawrence	Westwood R.C.C.	2	20	24	4	44	54	22	4	22	54
51	38	H. T. Brissenden	Mid-Shropshire Wheelers	2	18	52	4	45	10	25	4	20	10
1	39	G. C. Walls	Mid-Shropshire Wheelers	2	23	18	4	45	45	30	4	15	45
48	40	J. C. Lane	Warwick C.C.	2	18	58	4	46	4	28	4	18	4
53	41	R. Barnes	Westwood R.C.C.	2	18	1	4	46	8	23	4	23	8
34	42	A. D. Bailey	Westwood R.C.C.	2	20	58	4	46	24	35	4	11	24
18	43	A. J. Scotchbrook	Ratae R.C.	2	23	8	4	46	37	25	4	21	37
33	44	L. G. Ladbury	Beacon R.C.C.	2	23	41	4	47	8	30	4	17	8
87	45	J. Gee	Walsall Roads	2	18	40	4	47	14	23	4	24	14
69	46	S. G. France	Mid-Shropshire Wheelers	2	22	48	4	48	30	28	4	20	30
19	47	J. M. Thompson	Manchester University	2	24	3	4	49	23	30	4	19	23
38	48	D. G. Spraggett	Birkenhead N.E.	2	18	51	4	50	4	26	4	24	4
52	49	W. A. Graham	Liverpool Unity	2	23	12	4	50	35	19	4	31	35
6	50	W. H. Pomfret	Cheshire Roads	2	19	2	4	52	45	30	4	22	45
86	51	J. F. Monk	Solihull	2	22	54	4	53	18	22	4	31	18
72	52	D. E. Norris	Cheshire Roads	2	28	41	4	54	37	18	4	36	37
94	53	R. H. Page	Mid-Shropshire Wheelers	2	22	24	4	55	3	28	4	27	3
63	54	B. J. Paddock	Phoenix (Aintree)	2	24	12	4	55	47	24	4	31	47
57	55	A. W. Mansley	Bootle St. Chris.	2	26	28	4	56	9	22	4	34	9
83	56	J. Sherwin	Abbotsford Park	2	23	59	4	57	6	28	4	29	6
81	57	N. D. Hills	Bebington C.C.	2	24	42	4	58	57	30	4	28	57
8	58	K. M. Gardiner	Manchester Wheelers	2	27	53	4	59	58	30	4	29	58
46	59	D. Mather	North Worcester	2	21	50	5	1	35	30	4	31	35
24	60	C. W. Alexander	Cardiff 100 Mile	2	30	1	5	2	47	32	4	30	47
36*	61	B. Bannister	Deeside Olympic	2	39	9	5	2	59	25	4	37	59
9	62	D. A. Warnock	Walton C. & A.C.	2	25	36	5	3	46	30	4	33	46
23	63	N. Brocklehurst	Manchester St. Chris.	2	27	32	5	4	41	32	4	32	41
91	64	G. Whitham	Cheshire Roads	2	30	34	5	5	7	30	4	35	7
2	65	R. I. Burnett	Middlesboro' Co-op.	2	27	21	5	6	53	27	4	39	53
61	66	G. W. Pierce	Port Sunlight Wheelers	2	31	24	5	10	23	30	4	40	23
16	67	P. J. McHugh	Beacon R.C.C.	2	27	15	5	24	44	23	5	1	44
49	68	R. J. Phillips	Abercynon R.C.	2	38	52	5	24	53	35	4	49	53

Fastest Time Awards

1. H. D. Middleton East Liverpool Whrs. 4 13 56 (Event Record)
2. R. C. Booty Ericsson Wheelers 4 17 14
3. L. Logan Mercury R.C. 4 21 25

Handicap Awards

1. K. D. Hughes Mid-Shropshire Whlrs. (28) 4 5 52
2. W. P. Whittaker Warrington R.C. (28) 4 6 53
3. H. D. Middleton East Liverpool Whrls. (5) 4 8 56

1st Team Awards

Mid-Shropshire Wheelers

L. J. Blackhurst	4	23	35
D. W. H. Williams	4	31	46
K. D. Hughes	4	33	52

13 29 13

2nd Team Awards

Warrington R.C.

C. M. Delaney	4	28	26
H. Gaskell	4	34	4
J. Atkinson	4	34	24

13 36 54

109 entries received. 85 started. 68 finished.

*G. P. HUGHES started 7 mins. 20 secs. late.

*B. BANNISTER started 4 mins. 45 secs. late.

Timekeeper:—S. Wild

Handicapper:—F. Slemen

Event Secretary:—J. H. Mills, 58 Townsend Avenue, Liverpool, 11.

ANFIELD BICYCLE CLUB

FORMED MARCH 1879

*Result of the 100 miles Unpaced Handicap Time Trial
Run in conformity with the Regulations of the R. T. T. C.*

Whit Monday, June 11th, 1962

Order of Start	Order of Finish	Name	Club	50 mile time	100 mile time	H'cap	H'cap time
60	1	R. C. Booty	Ericsson Wheelers	2 10 6	4 18 15	Scr.	4 18 15
30	2	H. Gaskell	Warrington R.C.	2 9 1	4 20 53	9	4 11 53
50	3	V. Marcroft	Royal Oak R.C.	2 8 29	4 21 40	6	4 15 40
80	4	G. P. Hughes	Birkenhead Northend C.C.	2 8 56	4 23 0	4	4 19 0
70	5	W. Sutcliffe	Mercury R.C.	2 10 58	4 25 22	6	4 19 22
40	6	G. A. Booty	Ericsson Wheelers	2 13 24	4 26 35	8	4 18 35
55	7	J. Pearson	Mercury R.C.	2 14 3	4 27 21	9	4 18 21
52	8	Derek Middleton	West Pennine R.C.	2 17 4	4 29 11	20	4 9 11
75	9	C. Barton	Southport R.C.C.	2 12 49	4 31 27	10	4 21 27
65	10	W. P. Whitaker	Warrington R.C.	2 14 38	4 33 53	15	4 18 53
35	11	J. Atkinson	Warrington R.C.	2 12 18	4 34 17	12	4 22 17
47	12	A. Green	Southport R.C.C.	2 18 43	4 34 21	20	4 14 21
37	13	K. D. Hughes	Mid Shropshire Wheelers	2 16 35	4 34 41	18	4 16 41
77	14	Douglas Middleton	West Pennine R.C.	2 18 23	4 34 55	19	4 15 55
90	15	R. Corden	Birkenhead Northend C.C.	2 12 10	4 35 18	6	4 29 18
43	16	H. Brissenden	Mid Shropshire Wheelers	2 14 22	4 36 19	22	4 14 19
33	17	W. H. E. Dobson	Nun-Brook Wheelers	2 15 14	4 36 56	32	4 4 56
62	18	G. Hornby	Southport R.C.C.	2 17 47	4 37 37	19	4 18 37
83	19	R. Mann	Dukinfield C.C.	2 15 53	4 37 46	22	4 15 46
68	20	J. H. Perry	Beeston R.C.	2 16 48	4 38 15	24	4 14 15
53	21	J. M. Thompson	Manchester Wheelers	2 19 31	4 38 44	25	4 13 44
32	22	E. B. Matthews	Birkenhead Northend C.C.	2 16 54	4 40 42	18	4 22 42
7	23	T. Bracegirdle	Stretford Wheelers	2 19 5	4 43 7	22	4 21 7
20	24	L. R. Jenkins	Acme Wheelers (Rhondda)	2 16 55	4 43 12	8	4 35 12
48	25	S. Lea	Warrington R.C.	2 21 35	4 44 11	25	4 19 11
39	26	D. J. Ackerley	Wrexham Wheelers	2 21 44	4 44 49	32	4 12 49
31	27	D. Warnock	Walton C. & A.C.	2 24 2	4 45 22	25	4 20 22
76	28	A. K. Mason	Warrington R.C.	2 16 55	4 45 58	30	4 15 58
86	29	P. R. Stott	West Pennine R.C.	2 20 56	4 46 17	25	4 21 17
57	30	J. Dobson	Nun-Brook Wheelers	2 18 12	4 48 27	16	4 32 27
64	31	S. Gilbert	St. Neots & Dist. C.C.	2 24 16	4 48 30	30	4 18 30
19	32	J. Parr	Anfield B.C.	2 22 52	4 48 58	32	4 16 58
69	33	R. Smith	Westwood R.C.C.	2 18 58	4 49 2	25	4 24 2
72	34	C. Ash	R.A.F.C.A. (Weeton)	2 19 14	4 49 35	20	4 29 35
6	35	G. Jones	Liverpool St. Chris. C.C.C.	2 17 21	4 49 45	20	4 29 45
74	36	J. D. Earnshaw	Walsall R.C.C.	2 24 14	4 51 22	32	4 19 22
66	37	J. James	Abercynon R.C.	2 18 1	4 51 47	30	4 21 47
88	38	S. G. France	Mid Shropshire Wheelers	2 20 24	4 51 52	30	4 21 52
23	39	A. F. Shimmin	Liverpool Unity R.C.	2 27 8	4 52 51	30	4 22 51
25	40	G. M. Jones	Abercynon R.C.	2 18 1	4 54 30	7	4 47 30
71	41	R. K. Carter	Mersey Roads Club	2 24 1	4 55 20	30	4 25 20
73	42	R. Mellor	Littleborough R.C.	2 23 39	4 55 23	30	4 25 23
44	43	D. A. Warnock	Walton C. & A.C.	2 24 43	4 55 35	25	4 30 25
26	44	A. J. Thew	Littleborough R.C.	2 22 53	4 56 8	30	4 26 8
54	45	F. B. Lowe	Phoenix C.C. (Aintree)	2 21 48	4 56 20	28	4 28 20
79	46	N. Gerrard	Warrington R.C.	2 28 53	4 57 16	30	4 27 16
22	47	J. E. Heath	Ericsson Wheelers	2 25 41	4 57 47	22	4 35 47
41	48	H. Morgan	Abercynon R.C.	2 21 58	4 57 59	25	4 32 59
2	49	A. Jeavons	Rotherham Wheelers C.C.	2 35 19	4 59 36	20	4 39 36
45	50	A. Owen	Clifton C.C.	2 24 54	4 59 53	10	4 49 53
63	51	C. R. Miller	Littleborough R.C.	2 29 43	5 1 57	25	4 36 57
34	52	D. Cragg-Hine	Mersey Roads Club	2 26 19	5 2 40	35	4 27 40
1	53	J. Dodd	Anfield B.C.	2 22 8	5 3 23	35	4 28 23
36	54	R. J. Pearce	Stafford R.C.	2 30 44	5 4 34	33	4 31 34
16	55	R. Rostock	Westwood R.C.C.	2 22 4	5 5 10	35	4 30 10
11	56	I. Collins	Westwood R.C.C.	2 17 46	5 5 15	35	4 30 15
24	57	G. G. Martin	East Midlands C.C.	2 28 26	5 8 5	35	4 33 5
21	58	P. F. Kerfoot	Westwood R.C.C.	2 32 7	5 13 7	35	4 38 7
28	59	A. Farrington	Mersey Roads Club	2 37 38	5 14 8	40	4 34 8
9	60	J. I. Martin	East Midlands C.C.	2 31 44	5 14 49	40	4 34 49

Fastest Time Awards

1. R. C. Booty Ericsson Wheelers 4 18 15
2. H. Gaskell Warrington R.C. 4 20 53
3. V. Marcroft Royal Oak R.C. 4 21 40

Handicap Awards

1. W. H. E. Dobson Nun-Brook Wheelers (32) 4 4 56
2. Derek Middleton West Pennine R.C. (20) 4 9 11
3. H. Gaskell Warrington R.C. (9) 4 11 53

1st Team Awards

(Fastest three on Aggregate)

Warrington R.C.	
H. Gaskell	4 20 53
W. P. Whitaker	4 33 53
J. Atkinson	4 34 17

13 29 3

2nd Team Awards

(Second Fastest three on Aggregate)

Birkenhead North End C.C.	
G. P. Hughes	4 23 0
R. Corden	4 35 18
E. B. Matthews	4 40 42

13 39 0

93 entries received. 77 started. 60 finished.

*G. JONES reported 2 mins. late

*A. J. THEW reported 1 min. late

*J. DODD reported 4 mins. late.

Timekeeper:—S. Wild

Handicapper:—F. Slemen

Event Secretary:—J. H. Mills, 58 Townsend Avenue, Liverpool 11.

ANFIELD BICYCLE CLUB

FORMED MARCH 1879

*Result of the 100 miles Unpaced Handicap Time Trial
Run in conformity with the Regulations of the R. T. T. C.*

Whit Monday, June 3rd, 1963

Order of Start	Order of Finish	Name	Club	50 mile time	100 mile time	H'cap	H'cap time
60	1	R. Spencer	Warrington R.C.	2 9 36	4 30 10	Scr.	4 30 10
50	2	G. P. Hughes	Birkenhead N.E.C.C.	2 12 14	4 35 18	2	4 33 18
40	3	E. W. Matthews	Altrincham R.C.	2 13 55	4 35 55	1	4 34 55
30	4	R. Corden	Birkenhead N.E.C.C.	2 14 3	4 40 35	2	4 38 35
59	5	D. W. Holmes	Oxonian C.C.	2 19 27	4 42 35	17	4 25 35
25	6	H. Brissenden	Mid Shropshire Wheelers	2 14 4	4 43 21	7	4 36 21
*41	7	E. Rees	Walton C. & A.C.	2 17 31	4 46 34	18	4 28 34
35	8	Derek Middleton	West Pennine R.C.	2 22 39	4 48 1	6	4 42 1
20	9	M. Banyard	Birkenhead N.E.C.C.	2 20 21	4 48 35	5	4 43 35
15	10	Doug. Middleton	West Pennine R.C.	2 18 52	4 49 7	5	4 44 7
37	11	E. S. Dietman	Century R.C.	2 15 34	4 51 36	9	4 42 36
53	12	K. D. Hughes	Mid Shropshire Wheelers	2 22 34	4 51 54	15	4 36 54
62	13	R. Whitaker	Warrington R.C.	2 21 28	4 52 48	10	4 42 48
56	14	V. G. Trigger	Crewe Wheelers	2 19 2	4 53 31	20	4 33 31
18	15	B. W. Blewett	Clifton C.C.	2 22 11	4 53 43	35	4 18 43
12	16	P. Jones	Bynea C.C.	2 21 53	4 54 43	12	4 42 43
32	17	B. Hazeldine	Mid Shropshire Wheelers	2 20 21	4 55 18	14	4 41 18
10	18	M. J. Judge	Seamons C.C.	2 24 43	4 55 31	3	4 52 31
2	19	M. Wareing	West Pennine R.C.	2 25 7	4 56 47	14	4 42 47
65	20	J. Pearson	Mercury R.C.	2 18 46	4 57 24	7	4 50 24
38	21	S. Lea	Warrington R.C.	2 24 33	4 59 32	14	4 45 32
5	22	P. A. Coddington	Rutland C.C.	2 22 8	5 0 54	7	4 53 54
44	23	S. G. France	Mid Shropshire Wheelers	2 25 5	5 2 34	22	4 40 34
17	24	G. Steers	Rutland C.C.	2 28 18	5 3 23	10	4 53 23
6	25	W. D. Nock	Birkenhead N.E.C.C.	2 23 29	5 5 30	20	4 45 30
52	26	K. S. Waterhouse	Holbeck C.C.	2 25 52	5 5 43	10	4 55 43
42	27	J. Griffin	Stonebridge Coureurs	2 24 4	5 6 3	14	4 52 3
19	28	K. Jones	Wrexham Wheelers	2 29 31	5 7 25	36	4 31 25
61	—	P. R. Adcock	Ratae R.C.	2 23 11	5 7 25	15	4 52 25
11	30	P. G. Tandy	Mid Shropshire Wheelers	2 32 1	5 10 32	35	4 35 23
14	31	W. Gradden	Merseyside Veterans	2 33 37	5 10 34	38	4 32 34
22	32	G. Hague	Rutland C.C.	2 23 11	5 11 7	14	4 57 7
28	33	M. J. Roberts	Royal Oak R.C.	2 25 36	5 11 11	25	4 46 11
9	34	C. W. Alexander	Cardiff 100 Mile	2 33 32	5 14 44	25	4 49 44
49	35	B. M. Barnettson	Beeston R.C.	2 28 9	5 15 7	20	4 55 7
3	36	N. R. Kellett	Mid Shropshire Wheelers	2 36 32	5 23 5	35	4 48 5
36	37	D. R. Baldwin	East Bradford C.C.	2 30 37	5 24 36	20	5 4 36
4	38	G. H. Brook	East Bradford C.C.	2 35 57	5 25 44	40	4 45 44
26	39	L. K. Barker	Clifton C.C.	2 41 8	5 27 14	32	4 55 14
23	40	B. H. Waiane	Cresta Wheelers	2 38 52	5 30 50	33	4 57 50

Fastest Time Awards.

1.	R. Spencer	Warrington R.C.	4 30 10
2.	G. P. Hughes	Birkenhead N.E.C.C.	4 35 18
3.	E. W. Matthews	Altrincham R.C.	4 35 55

1st Team Awards

(Fastest three on aggregate)
Birkenhead N.E.C.C.

G. P. Hughes	4 35 18
R. Corden	4 40 35
M. Banyard	4 48 35

14 4 28

Handicap Awards.

1.	B. W. Blewett	Clifton C.C. (35)	4 18 43
2.	D. W. Holmes	Oxonian C.C. (17)	4 25 35
3.	R. Spencer	Warrington R.C. (Scr.)	4 30 10

2nd Team Awards

(Second fastest three on Aggregate)
Warrington R.C.

R. Spencer	4 30 10
R. Whitaker	4 52 48
S. Lea	4 59 32

14 22 30

65 entries received, 63 started, 40 finished.

*Notification of improvement received too late to alter Handicap as per Regulation 29.

Timekeeper:—S. Wild.

Handicapper:— F. Slemen.

Event Secretary:— J. H. Mills, 58 Townsend Avenue, L'pool 11.

ANFIELD BICYCLE CLUB

FORMED MARCH 1879

*Result of the 100 miles Unpaced Handicap Time Trial
Run in conformity with the Regulations of the R. T. T. C.*

Whit Monday, May 18th, 1964

Order of Start	Order of Finish	Name	Club	50 mile time	100 mile time	H'cap	H'cap time
40	1	H. D. Middleton	Kirkby C.C.	2 6 13	4 20 57	Scr.	4 20 57
30	2	R. Spencer	Warrington R.C.	2 6 4	4 21 5	Scr.	4 21 5
20	3	E. W. Matthews	Altrincham R.C.	2 9 56	4 23 12	4	4 19 12
10	4	S. G. Mills	Lancashire R.C.	2 8 1	4 24 17	8	4 16 17
55	5	A. Bland	Ratae R.C.	2 9 8	4 27 12	4	4 23 12
45	6	H. Gaskell	Warrington R.C.	2 10 33	4 31 58	6	4 25 58
12	7	J. W. Fryer	North Wirral Velo R.C.	2 16 20	4 32 28	20	4 12 28
35	8	M. Banyard	Birkenhead N.E.C.C.	2 14 46	4 37 30	10	4 27 30
47	9	J. H. Perry	Beeston R.C.	2 16 43	4 38 38	14	4 24 38
17	10	D. Barnes	Lancashire R.C.	2 14 15	4 40 51	15	4 25 51
32	11	H. Brissenden	Mid Shropshire Whlrs	2 13 19	4 44 10	14	4 30 10
4	12	D. Evans	Rhos-on-Sea C.C.	2 21 23	4 45 14	22	4 23 14
23	13	P. L. Broad	Rhos-on-Sea C.C.	2 19 45	4 45 38	32	4 13 38
25	14	J. R. Edney	Warwickshire R.C.	2 15 42	4 47 15	10	4 37 15
37	15	E. Rees	Walton C. & A.C.	2 18 36	4 50 15	12	4 38 15
26	16	J. C. Aston	Mid Shropshire Whlrs.	2 18 53	4 55 14	28	4 27 14
7	17	I. C. Shaw	Speedwell B.C.	2 24 46	4 55 54	20	4 35 54
52	18	K. S. Waterhouse	Holbeck C.C.	2 20 19	4 56 13	15	4 41 13
19	19	J. W. Brooke	Merseyside V.T.T.A.	2 29 43	4 56 51	33	4 23 51
13	20	I. F. Parry	Rhos-on-Sea. C.C.	2 24 14	4 56 58	26	4 32 58
46	21	P. R. Adcock	Ratae R.C.	2 21 54	4 57 40	20	4 37 40
51	22	T. F. Quinton	Sacaren R.C.	2 21 29	4 59 40	18	4 41 40
2	23	G. Jones	Liverpool St. Chris. C.C.C.	2 24 21	4 59 55	18	4 41 55
1	24	J. Parr	Anfield B.C.	2 22 27	5 0 13	30	4 30 13
31	25	M. J. Roberts	Royal Oak R.C.	2 21 14	5 0 28	35	4 25 28
11	26	A. N. Baker	Speedwell B.C.	2 26 9	5 1 16	30	4 31 16
27	27	S. Lea	Warrington R.C.	2 28 42	5 2 56	24	4 38 56
48	28	S. G. France	Mid Shropshire Whlrs.	2 26 58	5 3 19	30	4 33 19
34	29	C. Tremaine	East Midlands C.C.	2 23 51	5 3 48	30	4 33 48
5	30	J. R. Thompson (T)	Sorian R.C.	2 33 19	5 5 23	12	4 53 23
36	31	M. J. Wood	Ratae R.C.	2 25 28	5 5 29	26	4 39 29
18	32	G. G. Spencer	Speedwell B.C.	2 26 48	5 6 2	32	4 34 2
6	33	J. A. Waring	Lancashire R.C.	2 25 8	5 6 45	38	4 28 45
3	34	C. W. Alexander	Cardiff 100 Mile R.C.	2 29 49	5 7 42	35	4 32 42
38	35	K. D. Hughes	Mid Shropshire Whlrs.	2 26 26	5 8 15	20	4 48 15
41	36	C. Ash	Mid Shropshire Whlrs.	2 29 47	5 8 31	30	4 38 31
14	37	R. J. Corris	Merseyside V.T.T.A.	2 31 39	5 23 7	45	4 38 7
8	38	P. R. Williams	Mid Shropshire Whlrs.	2 34 46	5 31 25	40	4 51 25

Fastest Times Awards.

1.	H. D. Middleton	Kirkby C.C.	4 20 57
2.	R. Spencer	Warrington R.C.	4 21 5
3.	E. W. Matthews	Altrincham R.C.	4 23 12

Handicap Awards

1.	J. W. Fryer	North Wirral Velo R.C. (20)	4 12 28
2.	P. L. Broad	Rhos-on-Sea C.C. (32)	4 13 38
3.	S. G. Mills	Lancashire R.C. (8)	4 16 17

1st Team Awards

(Fastest Three on Aggregate)

Warrington R.C.		
	R. Spencer	4 21 5
	H. Gaskell	4 31 58
	S. Lea	5 2 56
		13 55 49

2nd Team Awards

(Second Fastest Three on aggregate)

Lancashire R.C.		
	S. G. Mills	4 24 17
	D. Barnes	4 40 51
	J. A. Waring	5 6 45
		14 11 53

Did not Finish

		50 Miles
F. J. Cooper	Stone Whlrs	2 37 20
L. S. Morris	Wrexham Whlrs.	—
K. E. Morris	Mid Shropshire Whlrs	2 19 21
D. A. Warnock	Walton C. & A.C.	2 30 14
W. Gradden	Merseyside V.T.T.A.	2 27 4
S. A. Constance	Beeston R.C.	2 29 18
B. Langley	Warwickshire R.C.	2 26 38
B. M. Barnetson	Beeston R.C.	2 26 21
D. G. Spraggett	Birkenhead N.E.C.C.	2 25 39
R. K. Hawkins	Sacaren R.C.	2 17 58
J. R. Jameson	Mid Shropshire Whlrs.	2 26 4
E. Tremaine	East Midland S.C.C.	—
N. Cole	Scunthorpe R.C.	2 4 54
R. L. Male	Speedwell B.C.	2 26 52
S. R. W. Whittle	Wigan Whlrs.	—

Did not Start

*	P. D. Morgan	Liverpool St. Chris. C.C.C.
*	K. A. Hall	Kirkby C.C.
	B. Waldie	Adorior R.C.
	R. Morris	Mid Shropshire Whlrs.

* Apologies Received

57 Entries Received
38 Started
38 Finished

Timekeeper:—S. Wild
Handicapper:—F. Slemen
Event Secretary:—J. H. Mills,
58 Townsend Ave. West Derby,
Liverpool, 11.

WHEELER WYCKLE CLUB

1917-18

For the year ending Dec 31, 1917
The following is a statement of the
Club's financial condition for the year

107.10.2
85.6.3
22.3.11
15.
37 3 11
· 5
42 3 11

ANFIELD BICYCLE CLUB

FORMED MARCH 1879

Result of the 100 miles Unpaced Handicap Time Trial

Whit Monday, 7th JUNE, 1965

Order of Start	Order of Finish	Name	Club	50 mile time	100 mile time	H'cap	H'cap time
50	1	R. Spencer	Warrington R.C.	2 5 17	4 16 18	Scr.	4 16 18
30	2	A. Ashworth	Birkenhead N.E.C.C.	2 5 50	4 21 40	4	4 17 40
40	3	E. W. Matthews	Altrincham R.C.	2 9 15	4 22 29	1	4 21 29
10	4	J. Metcalfe	Spen Valley Whs.	2 8 25	4 25 32	6	4 19 32
62	5	D. L. Bowman	Leicestershire R.C.	2 12 16	4 26 4	19	4 7 4
*20	6	G. P. Hughes	Birkenhead N.E.C.C.	2 9 10	4 26 7	6	4 20 7
75	7	R. Thomas	Swadlincote Whs. C.C.	2 12 30	4 27 18	10	4 17 18
65	8	P. L. Broad	Rhos-on-Sea C.C.	2 9 42	4 29 12	15	4 14 12
60	9	S. G. Mills	Lancashire R.C.	2 8 21	4 29 57	Scr.	4 29 57
32	10	D. G. Halton	Warrington R.C.	2 13 51	4 31 32	15	4 16 32
55	11	R. Corden	Birkenhead N.E.C.C.	2 9 35	4 36 49	10	4 26 49
25	12	W. K. Aitken	Swadlincote Whs. C.C.	2 16 43	4 36 53	11	4 25 53
35	13	G. K. Doody	Leamington C. & A.C.	2 19 2	4 38 7	10	4 28 7
21	14	R. C. Powis	Mid Shropshire Whs.	2 16 58	4 38 8	32	4 6 8
58	15	S. Lea	Warrington R.C.	2 17 28	4 38 10	25	4 13 10
72	16	R. Johnson	Spen Valley Whs.	2 15 35	4 38 58	20	4 18 58
22	17	P. A. Lawson	Birkenhead N.E.C.C.	2 16 1	4 39 53	23	4 16 53
54	18	S. F. Hall	Merseyside Whs.	2 18 28	4 40 48	24	4 16 48
64	19	G. Steers	Rutland C.C.	2 19 5	4 41 9	27	4 14 9
15	20	W. T. Morgan	Birkenhead N.E.C.C.	2 16 12	4 41 13	11	4 30 13
45	21	W. Lunn	Swadlincote Whs. C.C.	2 14 12	4 42 25	9	4 33 25
19	22	M. S. Bradley	Prescot R.C.	2 13 55	4 43 0	30	4 13 0
1	23	D. Bettaney	Anfield B.C.	2 14 28	4 43 1	26	4 17 1
36	24	K. R. Deakin	Warrington R.C.	2 19 31	4 43 56	28	4 15 56
47	25	D. G. Spraggett	Birkenhead N.E.C.C.	2 13 55	4 45 38	17	4 28 38
29	26	R. Denton	Spen Valley Whs.	2 20 2	4 45 41	36	4 9 41
52	27	G. W. Stiff	Swadlincote Whs. C.C.	2 17 51	4 46 11	12	4 34 11
17	28	J. E. Gould	Beacon Roads C.C.	2 12 46	4 46 48	14	4 32 48
73	29	P. N. Swetman	East Surrey R.C.	2 19 51	4 47 1	24	4 23 1
48	30	G. M. Townsend	Coventry R.C.	2 22 41	4 48 17	30	4 18 17
71	31	D. G. Farmer	Leicestershire R.C.	2 15 55	4 48 21	32	4 16 21
51	32	S. G. France	Mid Shropshire Whs.	2 21 16	4 48 34	30	4 18 34
4	33	P. J. Boden	Prescot R.C.	2 23 5	4 49 8	—	—
37	34	Doug. Middleton	West Pennine R.C.	2 21 8	4 49 13	14	4 35 13
56	35	M. J. Roberts	Royal Oak R.C.	2 21 8	4 50 26	30	4 20 26
59	36	K. D. Hughes	Mid Shropshire Whs.	2 21 24	4 50 35	26	4 24 35
53	37	L. E. Lowe	Speedwell B.C.	2 20 32	4 51 29	29	4 22 29
9	38	P. C. O'Brien	Birkenhead N.E.C.C.	2 16 35	4 51 50	22	4 29 50
28	39	W. D. Nock	Birkenhead N.E.C.C.	2 20 38	4 51 54	35	4 16 54
49	40	L. E. Lea	Wigan Whs.	2 24 4	4 51 56	32	4 19 56
7	41	R. I. Burnett	Mersey Roads Club	2 24 41	4 53 44	22	4 31 44
11	42	F. J. Summerlin	North Road C.C.	2 20 14	4 54 6	28	4 26 6
13	43	A. E. Stokes	Chester R.C.	2 23 4	4 54 20	40	4 14 20
41	44	R. L. Male	Speedwell B.C.	2 19 41	4 55 26	33	4 22 26
31	45	J. Clarke	Prescot R.C.	2 25 17	4 55 56	40	4 15 56
38	46	J. Parr	Anfield B.C.	2 22 44	4 57 19	34	4 23 19
24	47	B. Richardson	Bury Clarion	2 25 28	4 57 52	35	4 22 52
16	48	W. K. Smith	Oxford City R.C.	2 23 51	5 0 15	31	4 29 15
63	49	A. F. Gibbons	Birkenhead N.E.C.C.	2 25 10	5 2 45	40	4 22 45
74	50	M. J. Wood	Ratae R.C.	2 24 48	5 2 52	26	4 36 52
33	51	K. E. Morris	Mid Shropshire Whs.	2 22 31	5 3 11	30	4 33 11
61	52	T. Kelly (T)	Yorkshire Century R.C.	2 30 34	5 5 17	35	4 30 17
8	53	W. B. Sargeant (T)	Century R.C.	2 34 11	5 6 9	50	4 16 9
34	54	W. E. Glenn	Birkenhead N.E.C.C.	2 22 16	5 6 26	34	4 32 26
39	55	B. Jollands	Swadlincote Whs. C.C.	2 30 54	5 9 36	40	4 29 36
43	56	C. W. Alexander	Cardiff 100 R.C.	2 32 25	5 15 40	33	4 42 40
3	57	F. J. Cooper	Stone Whs.	2 34 45	5 21 48	40	4 41 48
6	58	R. G. P. Edwards (T)	Medway Whs.	2 39 4	5 24 26	40	4 44 26
44	59	D. W. Ramsden	Rutland C.C.	2 32 42	5 27 13	40	4 47 13
26	60	P. J. Robinson	Stone Whs.	2 39 1	5 29 11	40	4 49 11
14	61	R. H. Page	Mid Shropshire Whs.	2 28 5	5 30 50	35	4 55 50

Fastest Time Awards

1. R. Spencer Warrington R.C. 4 16 18
2. A. Ashworth Birkenhead N.E.C.C. 4 21 40
3. E. W. Matthews Altrincham R.C. 4 22 29

1st Team Awards

- Birkenhead N.E.C.C.
- | | |
|--------------|---------|
| A. Ashworth | 4 21 40 |
| G. P. Hughes | 4 26 7 |
| R. Corden | 4 36 49 |

13 24 36

Handicap Awards

1. R. C. Powis Mid Shropshire Whs. (32) 4 6 8
2. D. L. Bowman Leicestershire R.C. (19) 4 7 4
3. R. Denton Spen Valley Whs. (36) 4 9 41

2nd Team Awards

- Warrington R.C.
- | | |
|--------------|---------|
| R. Spencer | 4 16 18 |
| D. G. Halton | 4 31 32 |
| S. Lea | 4 38 10 |


13 26 0

75 Entries received, 71 Started, 61 Finished.

* G. P. Hughes reported 30 seconds late

Timekeeper
Handicapper
Event Secretary

S. Wild
F. Slemen.
J. H. Mills, 58 Townsend Avenue, L'pool 11.



ANFIELD BICYCLE CLUB
FORMED MARCH 1879

Result of the 100 miles Unpaced Handicap Time Trial
Whit Monday, 30th MAY, 1966

Order of Start	Order of Finish	Name	Club	50 mile time	100 mile time	H'cap	H'cap time
60	1	M. W. Potts	Derby Wh.	2 3 40	4 11 47	Scr.	4 11 47
40	2	A. Ashworth	Birkenhead N.E.C.C.	2 10 31	4 24 15	4	4 20 15
25	3	R. E. Hallam	Nottingham Wh.	2 10 4	4 26 20	9	4 17 20
55	4	H. Gaskell	Warrington R.C.	2 9 47	4 26 48	9	4 17 48
21	5	R. W. Murray	Appollo Wh.	2 6 58	4 27 14	11	4 16 14
35	6	R. Thomas	Derby Wh.	2 11 51	4 29 4	9	4 20 4
41	7	M. J. Judge	Seamons C.C.	2 13 1	4 30 47	14	4 16 47
71	8	B. Hewitt	Saxon R.C.	2 9 4	4 32 20	13	4 19 20
51	9	R. Speake	Prescot R.C.	2 15 50	4 34 53	15	4 19 53
65	10	K. C. Rogers	Derby Wh.	2 12 0	4 35 10	11	4 24 10
45	11	T. Robson	Oldbury & Dist. Wh.	2 13 49	4 36 15	9	4 27 15
47	12	R. A. Garcia	L'pool Mercury	2 13 57	4 36 42	28	4 8 42
30	13	J. Metcalfe	Spen Valley Wh.	2 12 30	4 36 52	5	4 31 52
31	14	P. L. Broad	Rhos-on-Sea C.C.	2 13 55	4 40 47	14	4 26 47
26	15	D. G. Spraggett	Birkenhead N.E.C.C.	2 14 41	4 42 30	17	4 25 30
36	16	S. Lea	Warrington R.C.	2 16 7	4 42 41	22	4 20 41
10	17	P. Boden	Prescot R.C.	2 13 59	4 43 17	6	4 37 17
67	18	J. Clarke	Prescot R.C.	2 18 4	4 43 22	29	4 14 22
5	19	W. T. Morgan	Birkenhead N.E.C.C.	2 16 23	4 44 28	6	4 38 28
6	20	R. S. Davies	New Brighton C.C.	2 17 44	4 45 20	17	4 28 20
72	21	D. R. Mort	Birkenhead N.E.C.C.	2 16 2	4 46 27	27	4 19 27
37	22	R. Denton	Spen Valley Wh.	2 20 48	4 48 57	28	4 20 57
61	23	C. Baldwin	Southport R.C.C.	2 19 6	4 50 16	17	4 33 16
27	24	J. Holland	Midland C. & A.C.	2 20 30	4 50 39	28	4 22 39
8	25	K. D. Hughes	Mid-Shropshire Wh.	2 18 38	4 51 18	31	4 20 18
46	26	P. Jackson	Saxon R.C.	2 16 16	4 51 30	19	4 32 30
43	27	J. D. Worthington	Saxon R.C.	2 16 49	4 57 12	31	4 26 12
2	28	J. Corbett	Prescot R.C.	2 22 0	4 57 22	25	4 32 22
24	29	R. J. Proudfoot	Weaver Valley C.C.	2 26 9	4 57 45	38	4 19 45
28	30	R. I. Burnett	Mersey Roads Club	2 25 44	4 58 24	34	4 24 24
56	31	P. R. Adcock	Ratae R.C.	2 23 49	4 58 42	24	4 34 42
48	32	J. Shuttleworth	Stretford Wh.	2 28 22	4 59 21	35	4 34 21
33	33	D. I. Corbett	Altrincham R.C.	2 19 54	4 59 33	30	4 29 33
14	34	W. H. Griffiths	Glos. City C.C.	2 27 28	4 59 35	38	4 21 35
58	35	H. H. Dodd	Barrow Central Wh.	2 23 47	4 59 55	35	4 24 55
53	36	R. Whinnerah	Barrow Central Wh.	2 26 53	5 0 32	34	4 26 32
38	37	J. J. Lahiff (T)	Prescot R.C.	2 16 17	5 1 56	35	4 26 56
16	38	J. Lawley	Barrow Central Wh.	2 41 7	5 2 35	18	4 44 35
69	39	G. Jackson	Barrow Central Wh.	2 26 2	5 3 25	50	4 13 25
54	40	N. Brocklehurst	Oldham Century	2 25 46	5 5 0	44	4 21 0
23	41	C. C. P. Davies	East Surrey R.C.	2 35 58	5 14 45	30	4 44 45
49	42	F. J. Cooper	Stone Wh.	2 31 32	5 17 1	48	4 29 1
62	43	J. B. Norris	East Bradford C.C.	2 25 10	5 17 43	27	4 50 43
*17	44	J. S. Rimmer	Southport R.C.C.	2 54 36	5 19 26	27	4 52 26
44	45	R. W. O'Dell	Luton Wh.	2 36 8	5 19 36	43	4 36 36
32	46	C. W. Alexander	Cardiff 100 R.C.	2 37 7	5 21 32	26	4 55 32
52	47	I. D. Johnstone	New Brighton C.C.	2 31 43	5 21 46	31	4 50 46
29	48	M. G. Burns (T)	Barrow Central Wh.	2 52 42	5 48 12	60	4 48 12

Fastest Time Awards

1.	M. W. Potts	Derby Wh.	4 11 47
2.	A. Ashworth	Birkenhead N.E.C.C.	4 24 15
3.	R. E. Hallam	Nottingham Wh.	4 26 20

1st Team Medals

Derby Wh.	
M. W. Potts	4 11 47
R. Thomas	4 29 4
K. C. Rogers	4 35 10

13 16 1

Handicap Awards

1.	R. A. Garcia	Liverpool Mercury (28)	4 8 42
2.	M. W. Potts	Derby Wh. (Scr.)	4 11 47
3.	G. Jackson	Barrow Central Wh. (50)	4 13 25

2nd Team Medals

Birkenhead N.E.C.C.	
A. Ashworth	4 24 15
D. G. Spraggett	4 42 30
W. T. Morgan	4 44 28

13 51 13

75 Entries received, 66 Started, 48 Finished.

*J. S. Rimmer reported 6 minutes late.

Timekeeper—S. Wild

Handicapper—A. V. Moore

Event Secretary—A. Howarth, 42 Weston Lane, Shavington, Crewe.

ANFIELD BICYCLE CLUB

FORMED MARCH 1879

Result of the 100 miles Unpaced Handicap Time Trial

Spring Holiday Monday, 29th May, 1967.

Order of Start	Order of Finish	Name	Club	50 mile time	100 mile time	H'cap	H'cap time
70	1	D. F. Short	Liverpool Eagle R. C.	2 4 24	4 13 52	2	4 11 52
81	2	A. Boden	Oldbury & Dist. C.C.	2 4 46	4 16 10	15	4 1 10
20	3	F. Greaves	Warrington R. C.	2 7 33	4 19 55	8	4 11 55
55	4	R. W. Murray	Apollo Wh. C. C.	2 6 44	4 20 45	9	4 11 45
5	5	A. Bristow	Coventry C. C.	2 11 2	4 21 33	9	4 12 33
15	6	J. R. Tooby	Coventry C. C.	2 9 16	4 23 10	9	4 14 10
22	7	A. F. Shimmin	Mersey R. C.	2 8 27	4 25 0	19	4 6 0
100	8	N. Powell	Oldbury & Dist. C. C.	2 10 20	4 26 44	5	4 21 44
40	9	P. Shuttleworth	Cleveleys R. C.	2 12 5	4 28 8	7	4 21 8
6	10	P. L. Broad	Rhos-on-Sea C. C.	2 14 32	4 28 23	16	4 12 23
92	11	R. J. Proudfoot	Weaver Valley C. C.	2 15 4	4 29 56	22	4 7 56
65	12	J. F. Lewis	Clifton C. C.	2 12 50	4 31 29	12	4 19 29
25	13	D. J. Kenny	Elizabethan C. C.	2 10 1	4 31 50	10	4 21 50
30	14	M. Ward	Leicestershire R. C.	2 13 56	4 32 7	7	4 25 7
86	15	K. C. Rogers	Derby Wh. C. C.	2 13 28	4 32 50	19	4 13 50
90	16	J. R. Baines	Icknield R. C.	2 7 50	4 33 10	4	4 29 10
76	17	M. W. Stocker	Stourbridge C. C.	2 12 25	4 33 22	17	4 16 22
27	18	D. McLean	Long Eaton Paragon	2 16 44	4 33 23	23	4 10 23
45	19	T. A. Jackson	Phoenix C. C.	2 14 17	4 33 30	11	4 22 30
11	20	C. Smith	East Midlands C. C.	2 14 17	4 34 7	15	4 19 7
2	21	D. G. Spraggett	Birkenhead N.E.C.C.	2 11 27	4 34 24	20	4 14 24
61	22	P. J. Ward	Birkenhead Vic. C. C.	2 16 35	4 34 46	16	4 18 46
10	23	J. Metcalfe	Spen Valley Wh.	2 11 53	4 36 40	8	4 28 40
35	24	D. W. S. Johnson	Birkenhead N.E.C.C.	2 14 48	4 36 43	8	4 28 43
51	25	G. Scott	Mersey R. C.	2 16 35	4 37 6	16	4 21 6
72	26	G. W. Nicholl	Birkenhead Vic. C. C.	2 16 59	4 37 29	21	4 16 29
75	27	R. W. E. Poole	Brentwood R. C.	2 16 36	4 38 18	12	4 26 18
31	28	P. F. Gittins	Wrexham R. C.	2 19 48	4 39 0	15	4 24 0
50	29	G. P. Hughes	Birkenhead N.E.C.C.	2 15 55	4 39 33	6	4 33 33
91	30	D. J. Walker	Portsmouth C. C.	2 15 27	4 40 2	16	4 24 2
87	31	P. H. Swidenbank	Liverpool Century R. C.	2 16 36	4 40 39	24	4 16 39
36	32	M. J. Judge	Seamons C. C.	2 18 17	4 41 5	17	4 24 5
58	33	P. W. Clayton	Janus R. C.	2 19 51	4 42 22	29	4 13 22
19	34	A. R. J. Clarke	Eagle R. C.	2 16 41	4 42 44	35	4 7 44
26	35	B. A. Thprp	Icknield R. C.	2 18 30	4 43 49	17	4 26 49
32	36	P. G. Bell	Spen Valley Wh.	2 20 0	4 44 7	20	4 24 7
47	37	R. Williams	Stafford R. C.	2 19 45	4 44 15	24	4 20 15
57	38	K. D. Hughes	Mid Salop Wh.	2 19 47	4 44 27	24	4 20 27
62	39	C. Walmsley	Birkenhead N.E.C.C.	2 17 50	4 45 50	20	4 25 50
93	40	S. Lea	Warrington R. C.	2 18 50	4 46 12	24	4 22 12
52	41	K. S. Waterhouse	Holbeck C. C.	2 21 50	4 48 26	21	4 27 26
64	42	W. H. Griffiths	Stone Wh.	2 22 10	4 49 20	30	4 19 20
44	43	R. Williams	Mersey R. C.	2 19 42	4 49 30	31	4 18 30
37	44	B. G. Cooper	Comrades C. C.	2 21 13	4 50 13	23	4 27 13
82	45	R. Johnson	Spen Valley Wh.	2 16 31	4 50 21	21	4 29 21
28	46	E. B. Smith	Velo Club Lincoln	2 24 46	4 51 7	27	4 24 7
96	47	C. Ash	Mid Salop Wh.	2 19 37	4 51 15	19	4 32 15
67	48	C. J. Fletcher	Coventry Road Club	2 18 11	4 51 20	24	4 27 20
53	49	J. A. Westcott	Icknield R. C.	2 22 25	4 51 21	24	4 27 21
59	50	J. Smith	Wrexham R. C.	2 24 39	4 52 15	38	4 14 15
97	51	B. Tillotson	Spen Valley Wh.	2 15 8	4 53 12	24	4 29 12
83	52	D. R. Mort	Birkenhead N.E.C.C.	2 20 40	4 53 29	26	4 27 29
98	53	M. D. Cross	North Bucks. R. C.	2 23 19	4 55 40	27	4 28 40
39	54	J. J. Lahiff	Prescott R. C.	2 20 25	4 55 51	36	4 19 51
95	55	I. D. Horwood	Long Eaton Paragon	2 20 35	4 55 55	6	4 49 55
63	56	R. J. James	Portsmouth C. C.	2 22 9	4 56 15	25	4 21 15
38	57	D. Thomas	Long Eaton C. C.	2 22 59	4 59 22	27	4 12 22
33	58	F. B. Lowe	Phoenix C. C.	2 23 2	4 59 27	25	4 34 27
8	59	R. I. Burnett	Mersey R. C.	2 28 9	5 0 5	26	4 34 5
34	60	A. Eley	Stafford R. C.	2 23 50	5 0 25	31	4 29 25
4	61	S. G. France	Mid Salop Wh.	2 23 45	5 2 3	30	4 32 3
78	62	J. Holland	Midland C. & A. C.	2 21 40	5 3 8	29	4 34 8
12	63	P. Guy	Wrexham R. C.	2 32 5	5 3 59	20	4 43 59
18	64	R. L. Male	Speedwell B. C.	2 21 37	5 5 3	28	4 37 3
3	65	R. J. Pearce	Stafford R. C.	2 24 43	5 5 31	26	4 39 31
49	66	P. Harris	Prescott R. C.	2 27 18	5 11 59	35	4 36 59
13	67	T. A. Johnston	Otley C. C.	2 30 51	5 13 3	26	4 47 3
89	68	A. Brookes	Lancashire R. C.	2 27 5	5 15 44	34	4 41 44
1	69	E. A. Rogerson	Anfield B. C.	2 28 0	5 16 39	20	4 56 39
85	70	P. Boden	Prescott R. C.	2 34 55	5 17 33	9	5 8 33
94	71	M. B. Hutchinson	South Bucks. R. C.	2 35 55	5 22 34	34	4 48 34
29	72	C. W. Alexander	Cardiff 100 R. C.	2 40 49	5 29 20	36	4 53 20
69	73	F. J. Cooper	Stone Wh.	2 38 22	5 32 19	49	4 43 19

Fastest Time Awards

1. D. F. Short	Liverpool Eagle R. C.	4 13 52
2. A. Boden	Oldbury & Dist. C. C.	4 16 10
3. F. Greaves	Warrington R. C.	4 19 55

1st Team Medals

Birkenhead N.E.C.C.	
D. G. Spraggett	4 34 24
D. W. S. Johnson	4 36 43
G. P. Hughes	4 39 33

13 50 40

Handicap Awards

1. A. Boden	Oldbury & Dist. C. C. (15)	4 1 10
2. A. F. Shimmin	Mersey R. C. (19)	4 6 0
3. A. R. J. Clarke	Eagle R. C. (35)	4 7 44

2nd Team Medals

Mersey R. C.	
A. F. Shimmin	4 25 0
G. Scott	4 37 6
R. Williams	4 49 30

13 51 36

125 Entries, 17 Late Entries, 89 Started, 73 Finished.

Timekeeper—S. Wild, R.T.T.C.
Handicapper—A. V. Moore
Event Secretary—A. Howarth

ANFIELD BICYCLE CLUB

FORMED MARCH 1879

Result of the 100 miles Unpaced Handicap Time Trial

Spring Holiday Monday, 3rd June, 1968.

Order of Start	Order of Finish	Name	Club	50 mile time	100 mile time	H'cap	H'cap time
70	1	A. Boden	Oldbury & District C. C.	2 2 38	4 10 49	4	4 6 49
40	2	M. Ward	Leicestershire R. C.	2 6 1	4 13 3	7	4 6 3
75	3	D. W. S. Johnson	Birkenhead N. E. C. C.	2 5 34	4 16 57	11	4 5 57
60	4	E. W. Mathews	Altrincham R. C.	2 6 40	4 19 23	6	4 13 23
10	5	J. R. Tooby	Coventry C. C.	2 6 30	4 20 30	12	4 8 30
50	6	R. Spencer	Warrington R. C.	2 5 49	4 21 51	6	4 15 51
51	7	J. F. Lewis	Clifton C. C.	2 9 7	4 24 5	22	4 2 5
56	8	G. W. Nicholl	Birkenhead Vic. C. C.	2 9 52	4 27 17	26	4 1 17
86	9	D. L. Bowman	Leicestershire R. C.	2 9 55	4 29 15	18	4 11 15
35	10	P. F. Gittins	High Wycombe C. C.	2 8 48	4 29 43	18	4 11 43
30	11	J. Atkinson	Mercury R. C.	2 11 15	4 30 10	8	4 22 10
66	12	M. Banyard	Birkenhead N. E. C. C.	2 10 25	4 30 20	26	4 4 20
5	13	J. S. Leach	Clayton Velo	2 11 48	4 31 22	20	4 11 22
55	14	R. Thomas	South Lancs. R. C.	2 11 33	4 33 2	13	4 20 2
26	* 15	P. J. Carnall	East Liverpool Wh.	2 13 26	4 33 24	* 26	4 7 24
71	16	E. Tremaine	Leicestershire R. C.	2 11 45	4 33 43	20	4 13 23
21	17	R. S. Davies	Liverpool Century R. C.	2 14 17	4 36 53	23	4 13 53
87	18	R. Lee	Oldbury & District C. C.	2 11 31	4 37 20	28	4 9 20
52	19	J. D. Walker	Derby Wh. C. C.	2 16 11	4 38 28	28	4 10 28
25	20	K. S. Waterhouse	Holbeck C. C.	2 16 25	4 39 8	19	4 20 8
57	21	W. E. Glenn	Birkenhead N. E. C. C.	2 19 12	4 40 38	28	4 12 38
6	22	G. Jones	L/pool St. Christophens' C. C.	2 18 10	4 40 59	27	4 13 59
81	23	A. Malone	Birkenhead N. E. C. C.	2 8 52	4 41 33	18	4 23 33
16	24	M. D. Cross	North Bucks R. C.	2 16 3	4 41 50	27	4 14 50
24	25	R. Mason	Liverpool Eagle R. C.	2 18 13	4 42 21	35	4 7 21
77	26	P. H. Swidenbank	Liverpool Century R. C.	2 15 47	4 42 48	28	4 14 48
17	27	W. Taylor	Gainsborough Aegir C. C.	2 14 52	4 43 21	30	4 13 21
47	28	B. A. Thorp	Leicestershire R. C.	2 19 52	4 44 18	28	4 16 18
48	29	P. Fotheringham	Gainsborough Aegir C. C.	2 16 47	4 45 13	33	4 12 13
41	30	D. G. Spraggett	Birkenhead N. E. C. C.	2 12 1	4 45 25	20	4 25 25
62	31	P. Gregg	Liverpool Eagle R. C.	2 14 46	4 45 57	28	4 17 57
22	32	R. J. Newton	Gainsborough Aegir C. C.	2 18 27	4 46 8	28	4 18 8
91	33	M. Cowley	East Liverpool Wh.	2 16 37	4 46 14	16	4 30 16
49	34	M. Jones	Mid. Shrop. Wh.	2 18 10	4 46 21	38	4 8 21
63	35	P. Boardman	Lyme R. C.	2 17 12	4 46 51	32	4 14 51
27	36	K. D. Hughes	Mid. Shrop. Wh.	2 21 25	4 47 10	30	4 17 10
69	37	P. Jones	Rhos-on-Sea CC.	2 19 50	4 47 47	36	4 11 47
37	38	D. T. Stringer	Warrington R. C.	2 17 29	4 48 1	30	4 18 1
46	39	G. F. G. Toon	Long Eaton Paragon C. C.	2 17 40	4 48 4	26	4 22 4
61	40	D. Thomas	Long Eaton C. C.	2 15 48	4 48 37	20	4 28 37
43	41	L. E. Lowe	Speedwell B. C.	2 22 1	4 48 55	32	4 16 55
13	42	C. C. Richardson	South Lancs R. C.	2 19 9	4 49 7	32	4 17 7
53	43	S. Lea	Warrington R. C.	2 19 54	4 49 30	32	4 17 30
23	44	R. Coppel	Kirkby R. C.	2 18 40	4 49 42	32	4 17 42
36	45	D. W. Booker	M/C. Tame Valley R. C.	2 20 36	4 51 44	26	4 25 44
32	46	E. B. Smith	Gainsborough Aegir C. C.	2 22 48	4 52 8	28	4 24 8
79	47	R. H. Page	Mid. Shrop. Wh.	2 20 1	4 52 14	36	4 16 14
11	48	C. Ash	Mid. Shrop. Wh.	2 20 4	4 53 5	23	4 30 5
88	49	A. O'Connor	Phoenix C. C. (Aintree)	2 16 58	4 53 35	32	4 21 35
59	50	T. E. Bell	Birkenhead Vic. C. C.	2 17 47	4 54 2	36	4 18 2
19	51	R. E. Edwards	Midland C. P. A. C.	2 22 28	4 54 4	38	4 16 4
84	51	P. Guy	Wrexham Wh.	2 23 15	4 54 4	35	4 19 4
28	53	G. Darlington	Liverpool Century R. C.	2 20 23	4 54 42	34	4 20 42
33	54	S. G. France	Mid. Shrop. Wh.	2 23 52	4 55 2	32	4 23 2
82	55	C. J. Fletcher	Coventry R. C.	2 17 0	4 55 27	27	4 28 27
31	56	S. Richardson	South Lancs. R. C.	2 22 42	4 56 16	22	4 34 16
58	57	B. H. Waine	Warrington R. C.	2 18 58	4 57 25	33	4 24 25
44	58	D. N. Latham	Lyme R. C.	2 29 9	5 0 30	35	4 25 30
78	59	J. W. Moss	Anfield B. C.	2 18 55	5 1 32	32	4 29 32
18	60	M. J. Roberts	Macclesfield Wh. C. C.	2 28 18	5 2 33	34	4 28 33
3	61	T. A. Johnston	Otley C. C.	2 27 7	5 3 29	40	4 23 29
83	62	J. F. Shutler	Altrincham R. C.	2 25 4	5 4 41	32	4 32 41
68	63	D. N. Williams	Wrexham R. C.	2 22 2	5 5 5	33	4 32 5
67	64	A. G. Jones	Hampshire R. C.	2 24 2	5 5 10	29	4 36 10
29	65	J. Holland	Midland C. P. A. C.	2 25 55	5 8 30	38	4 30 30
14	66	N. E. B. Hardaker	Merseyside WH.	2 28 38	5 10 38	34	4 44 38
89	67	H. G. Wilkins	Deeside Olympic R. C.	2 23 48	5 13 26	36	4 37 26
54	68	H. W. Fenn	Mid. Shrop. Wh.	2 26 29	5 15 4	35	4 40 4
39	69	J. F. C. Fotheringham	Mid. Shrop. Wh.	2 28 11	5 15 18	38	4 37 18
8	70	E. H. Bramhall	Warrington R. C.	2 32 40	5 15 42	40	4 35 42
34	71	G. R. Deakin	Lyme R. C.	2 32 8	5 16 13	35	4 41 13
4	72	M. R. Purser	Charlottesville C. C. (T)	2 41 54	5 19 44	50	4 29 44
7	73	C. W. Alexander	Cardiff 100 R. C.	2 42 0	5 33 8	40	4 53 8

* Subject to confirmation.

Fastest Time Awards

1.	A. Boden	Oldbury & Dist. CC.	4 10 49
2.	M. Ward	Leicestershire RC.	4 13 3
3.	D. W. S. Johnson	Birkenhead NECC.	4 16 57

Handicap Awards

1.	G. W. Nicholl	Birkenhead Vic. CC. (26)	4 1 17
2.	J. F. Lewis	Clifton C. C. (22)	4 2 5
3.	M. Banyard	Birkenhead NECC. (26)	4 4 20

1st Team Medals

Leicestershire R. C.	
M. Ward	4 13 3
D. L. Bowman	4 29 15
E. Tremaine	4 33 43

2nd Team Medals

Birkenhead N. E. C. C.	
D. W. S. Johnson	4 16 57
M. Banyard	4 30 20
W. E. Glenn	4 40 38

13 16 1

13 27 55


Timekeeper - S. Wild, R. T. T. C.

Handicapper - F. Slemen (not A. V. Moore as stated on Route Card)

Marshalling Organiser - L. J. Hill.

Event Secretary - A. Howarth.

83 Started -- 73 Finished.



Anfield Bicycle Club

FORMED MARCH 1879

Result of 100 miles Unpaced Handicap Time Trial

SPRING HOLIDAY MONDAY, 26th MAY, 1969

Order of Start	Order of Finish	Name	Club	50 mile time	100 mile time	H'cap	H'cap time				
82	...	1 D. A. Stalker	2 7 12	...	4 21 20	...	26	...	3 55 20
46	...	2 S. Richardson	2 18 39	...	4 41 48	...	34	...	4 7 48
86	...	3 D. Thomas	2 22 44	...	4 45 23	...	22	...	4 23 23
76	...	4 M. D. Cross	2 26 17	...	4 47 30	...	32	...	4 17 30
56	...	5 R. S. Davies	2 17 45	...	4 48 25	...	33	...	4 15 25
92	...	6 R. Lee	2 21 32	...	4 49 04	...	26	...	4 23 4
84	...	7 H. G. Sharman	2 26 15	...	4 55 29	...	34	...	4 21 29
43	...	8 R. J. Pearce	2 25 12	...	4 55 51	...	45	...	4 30 51
57	...	9 S. Lee	2 27 37	...	4 59 25	...	42	...	4 17 25
12	...	10 W. A. Dodd	2 23 12	...	5 1 12	...	42	...	4 19 12
18	...	11 T. D. Bassett	2 42 11	...	5 6 51	...	48	...	4 18 51
51	...	12 R. Whitaker	2 22 40	...	5 8 19	...	35	...	4 33 19
27	...	13 K. D. Hughes	2 33 0	...	5 9 21	...	38	...	4 31 21
33	...	14 M. Jones	2 32 44	...	5 11 11	...	39	...	4 32 11
22	...	15 D. V. Pitchford	2 29 27	...	5 12 57	...	40	...	4 32 57
68	...	16 S. Hawkes	2 32 22	...	5 13 48	...	41	...	4 32 48
23	...	17 R. Holmes	2 36 6	...	5 21 55	...	48	...	4 21 55
85	...	18 C. C. P. Davies	2 52 15	...	5 42 30	...	34	...	5 8 30

Fastest Time Awards

1. D. A. Stalker	Feltham R.C.	4 21 20
2. S. Richardson	S. Lancs. R.C.	4 41 48
3. D. Thomas	Long Eaton Para.	4 45 23

Handicap Awards

1. D. A. Stalker	Feltham R.C.	3 55 20
2. S. Richardson	S. Lancs. R.C.	4 7 48
3. R. S. Davies	L'pool Century	4 15 25

1st Team Medals

Mid. Shropshire Whls.	
K. D. Hughes	5 9 21
M. Jones	5 11 11
D. V. Pitchford	5 12 57

No. 23 — 3 mins. late start.

94 Entries, 60 Started, 18 Finished

2nd Team Medals

No 2nd Team finished

Timekeeper: R. J. Austin, R.T.T.C.

Handicapper: G. E. Jones, Esq.

Event Secretary: K. S. N. Orum, Esq.

Apologies:

35	A. S. Ovenall
64	J. Holland
74	E. H. Bramhall
37	R. H. Page
75	R. J. Proudfoot
79	S. G. France
60	R. Spencer
93	J. D. Gills
44	G. S. Manners
94	D. W. Johnson

The Organizers wish to thank all Riders, Marshals and Officials for their co-operation and assistance under such adverse conditions.

IN SENATE,
JANUARY 11, 1905.
REPORT
OF THE
COMMISSIONERS OF THE
LAND OFFICE.

The following is a list of the lands owned by the State of Mississippi, and the names of the owners, as far as the same are known, and the date when they were acquired by the State.

No.	Name of Land	Name of Owner	Date Acquired
1
2
3
4
5
6
7
8
9
10

...

ANFIELD BICYCLE CLUB

(formed March 1879)

RESULT OF 100 MILES UNPACED TIME TRIAL

MONDAY 31st MAY, 1976

UNDER R.T.T.C. REGULATIONS

Order of Start	Order of Finish	Name	Club	25 Mile Time	50 Mile Time	75 Mile Time	100 Mile Time
60	1	F. Lyon	Kirkby C.C.	1-00-53	2-03-22	3-04-34	4-06-17
100	2	D.J. Allan	Birkenhead North End C.C.	59-13	2-00-29	3-01-57	4-08-23
70	3	K. Boardman	Birkenhead Victoria C.C.	1-01-28	2-04-05	3-05-47	4-10-48
90	4	D.J. Dailey	Kirkby C.C.	1-01-25	2-04-13	3-07-38	4-15-05
30	5	E.R. Howkins *	Kirkby C.C.	1-04-23	2-06-28	3-08-50	4-15-42
50	6	K.E.S. Denny	Liverpool Century R.C.	1-02-38	2-06-58	3-12-30	4-18-55
87	7	S.G. Davies *	Stafford R.C.	1-03-55	2-08-27	3-13-23	4-20-37
1	8	J.J. Whelan	Anfield Bicycle Club	1-03-35	2-08-18	3-14-00	4-21-36
80	9	R. Spencer	Warrington R.C.	1-02-30	2-06-27	3-11-01	4-21-58
95	10	D. Broadbent	Wigan Wheelers	1-01-55	2-04-51	3-12-25	4-22-07
65	11	J.R. Edney (V)	Warwickshire R.C.	1-03-55	2-08-37	3-13-40	4-23-31
57	12	B.G. Whitmarsh	Birkenhead Victoria C.C.	1-05-40	2-11-10	3-16-50	4-23-44
10	13	K. Wright	Chippenham & Dist Whls	1-03-37	2-09-46	3-15-30	4-23-59
45	14	P. Guy	Chester R.C.	1-05-15	2-10-49	3-16-50	4-24-12
55	15	A. Condliffe	Port Sunlight Wheelers	1-02-10	2-07-01	3-17-19	4-25-25
101	16	R.C. Goodfellow	Beacon R.C.C.	1-04-45	2-09-25	3-16-54	4-26-28
35	17	G.P.W. Smith	Liverpool Mercury R.C.	1-03-40	2-10-20	3-17-27	4-27-22
99	18	V. Caswell (V)	Bramley Wheelers	1-05-25	2-11-05	3-18-52	4-28-41
69	19	M. Girvan	Mersey R.C.	1-08-08	2-13-40	3-20-25	4-31-48
23	20	J. Barr	Prescot Eagle R.C.	1-05-06	2-11-41	3-18-52	4-32-08
75	21	S.C. Edney *	Warwickshire R.C.	1-06-38	2-14-50	3-22-40	4-32-36
14	22	W.J. Barnes *	Anfield Bicycle Club	1-06-44	2-15-04	3-22-15	4-33-27
91	23	M.J. Judge	Seamons C.C.	1-06-16	2-14-19	3-21-51	4-33-30
33	24	B. Mantom	Stourbridge C.C.	1-06-05	2-13-14	3-21-12	4-34-26
22	25	G.M. Mellor	North Shropshire Whls	1-05-11	2-12-05	3-22-18	4-35-15
72	26	B.J. Hier (V)	Coventry C.C.	1-06-20	2-14-39	3-24-55	4-35-22
86	27	G. Perks	Wrekinsport C.C.	1-06-20	2-15-04	3-23-37	4-35-28
19	28	M. Hallgarth *	Anfield Bicycle Club	1-06-45	2-14-16	3-21-24	4-36-02
25	29	F.R. Minshall (V)	Seamons C.C.	1-06-14	2-13-02	3-22-37	4-36-32
5	30	P.G. Holden	Drightlington B.C.	1-04-32	2-12-46	3-25-00	4-36-50
36	31	B. Smith	Wrekinsport C.C.	1-08-49	2-18-16	3-27-20	4-37-25
73	32	J. Moffat	Port Sunlight Whls	1-04-45	2-10-41	3-21-40	4-38-35
43	33	J.P. Williams *	Mersey R.C.	1-09-48	2-20-22	3-27-27	4-40-13
31	34	A.T. Powell	Liverpool Century R.C.	1-07-21	2-16-24	3-25-55	4-40-26
83	35	P. Boden	Prescot Eagle R.C.	1-06-15	2-16-42	3-26-37	4-41-02
97	36	S. Old (V)	Mersey R.C.	1-06-50	2-15-45	3-26-18	4-41-14
27	37	K.G. Nield	Chester R.C.	1-07-02	2-17-13	3-27-14	4-41-57
81	38	A.R. Masterson (V)	Birkenhead North End C.C.	1-07-08	2-16-51	3-27-50	4-42-11
84	39	A.F. Griffiths	Warwickshire R.C.	1-06-27	2-15-52	3-26-55	4-42-42
13	40	D.G. Spraggett (V)	Birkenhead North End C.C.	1-07-55	2-17-16	3-28-05	4-42-47
98	41	J.S. Hitch	Birkenhead Victoria C.C.	1-07-10	2-15-20	3-25-55	4-43-22
8	42	S. Cornish	R.A.F.C.C.	1-10-36	2-19-43	3-28-25	4-43-31
21	43	P.J.T. Bannon	Port Sunlight Wheelers	1-06-47	2-15-35	3-29-55	4-44-36
37	44	H. Blakeley	Drightlington B.C.	1-06-44	2-17-08	3-29-17	4-46-05
78	45	J. Griffin	Thornhill C.C.	1-08-55	2-20-05	3-32-05	4-46-55
56	46	A. Johnston (V)	Birkenhead North End C.C.	1-07-15	2-17-52	3-29-05	4-47-19
18	47	S.R. Spraggett (V)	Birkenhead North End C.C.	1-08-24	2-20-10	3-32-56	4-48-12
38	48	P. Walmsley	Birkenhead North End C.C.	1-10-25	2-21-23	3-31-31	4-48-27
17	49	C. Smith (V)	East Midlands C.C.	1-09-24	2-21-25	3-34-16	4-48-41
46	50	T. Shuker	Mid Shropshire Whls	1-06-22	2-13-22	3-24-37	4-51-16
41	51	S. Parkinson (V)	Lancaster C.C.	1-09-22	2-22-12	3-36-50	4-51-39
58	52	F.R. Patterson	Coventry C.C.	1-10-57	2-22-39	3-34-43	4-51-49
64	53	J. Hardy	Calder Clarion C.C.	1-09-10	2-21-07	3-35-13	4-51-59
26	54	J.D. Gregson (V)	Leigh Premier R.C.	1-09-06	2-21-22	3-36-32	4-52-00
3	55	M. Jones	Mid Shropshire Whls	1-12-00	2-24-44	3-36-55	4-52-14
61	56	J.F. Thompson	Anfield Bicycle Club	1-09-35	2-22-57	3-36-11	4-52-18
52	57	N. Farr	Mid Shropshire Whls	1-08-45	2-20-56	3-34-35	4-52-32
53	58	S. Lea (V)	Warrington R.C.	1-09-28	2-21-14	3-35-50	4-53-40
79	59	I. Collins	Lincoln Wheelers C.C.	1-10-10	2-23-01	3-36-06	4-54-09
89	60	R. Grainger (V)	Cheshire R.C.	1-12-35	2-24-00	3-38-17	4-54-54
2	61	J.W. Taylor	B'ham St Christophers CC	1-11-11	2-25-25	3-40-30	5-00-31
29	62	A.E. Eaves (V)	Chester R.C.	1-12-30	2-27-29	3-43-11	5-01-09

Order of Start	Order of Finish	Name	Club	25 Mile Time	50 Mile Time	75 Mile Time	100 Mile Time
34	63	D.A. Hill	Wrekinsport C.C.	1-10-08	2-24-57	3-40-43	5-02-59
44	64	J. Bayley (V)	Midland C & AC	1-11-41	2-26-09	3-44-37	5-04-40
12	65	G. Dayman	Royal Sutton C.C.	1-14-13	2-30-50	3-47-49	5-06-17
39	66	J.A. Clark	Birkenhead North End C.C.	1-08-41	2-20-24	3-38-52	5-06-44
4	67	P. Reynolds	Gainsborough Aegir C.C.	1-11-32	2-26-05	3-44-39	5-06-46
16	68	R.H. Page (V)	Mid Shropshire Whls	1-14-18	2-29-13	3-47-23	5-09-21
62	69	S.W. Doherty	Mersey R.C.	1-15-55	2-32-19	3-48-13	5-10-56
51	70	P. Street	Midland C & AC	1-11-18	2-23-46	3-45-58	5-11-43
6	71	D. Eccleston	Wrexham R.C.	1-13-54	2-29-21	3-47-05	5-11-54
59	72	R.J. Newton	Gainsborough Aegir C.C.	1-12-54	2-28-26	3-51-38	5-12-51
28	73	E.W. Clifford (V)	Midland C & AC	1-10-56	2-26-31	3-48-08	5-14-02
54	74	W. Parsonage (V)	Warwickshire R.C.	1-13-11	2-29-30	3-50-53	5-15-38
48	75	S.W. Carter *	Mid Shropshire Whls	1-49-15	2-59-40	4-16-51	5-24-35
24	76	B.A. Keen (V)	Midland C & AC	1-20-20	2-42-28	4-06-28	5-36-59
32	77	B. Bayley (V)	Midland C & AC	1-20-51	2-47-42	4-12-37	5-40-43

FASTEST AT 50 MILES D.J. Allan, Birkenhead North End C.C. 2-00-29 - £3.

FASTEST TIME AWARDS:

1.	F. Lyon	Kirkby C.C.	4-06-17	-	£ 10
2.	D.J. Allan	Birkenhead North End C.C.	4-08-23	-	£ 7
3.	K. Boardman	Birkenhead Victoria C.C.	4-10-48	-	£ 5
4.	D.J. Dailey	Kirkby C.C.	4-15-05	-	£ 3
5.	E.R. Howkins	Kirkby C.C.	4-15-42	-	£ 2
10.	D. Broadbent	Wigan Wheelers	4-22-07	-	£ 1
20.	J. Barr	Prescot Eagle R.C.	4-32-08	-	£ 1
30.	P.G. Holden	Drighlington B.C.	4-36-50	-	£ 1
40.	D.G. Spraggett	Birkenhead North End C.C.	4-42-47	-	£ 1
50.	T. Shuker	Mid Shropshire Whls	4-51-16	-	£ 1
60.	R. Grainger	Cheshire R.C.	4-54-54	-	£ 1

FASTEST VETERAN

J.R. Edney Warwickshire R.C. 4-23-31 - £ 3

FASTEST VETERAN ON STANDARD

C. Smith East Midlands C.C. 4-48-41 + 40-10 - £ 3

FASTEST RIDER UNDER 21 YEARS

E.R. Howkins Kirkby C.C. 4-15-42 - £ 3

FASTEST TEAM

Kirkby C.C.

F. Lyon 4-06-17
D.J. Dailey 4-15-05
E.R. Howkins 4-15-42

Total 12-37-04 - Gilt Medals

SECOND FASTEST TEAM

Birkenhead Victoria C.C.

K. Boardman 4-10-48
B.G. Whitmarsh 4-23-44
J.S. Hitch 4-43-22

Total 13-17-54 - Bronze Medals

No. 48, S.W. Carter Mid Shropshire Whls 40 min. late start

101 Entries : 94 Started : 77 Finished.

Apologies: No. 74 R. Rohrer Eilan Vannin C.C.

(V) Denotes Veteran

x Denotes Rider under 21

Timekeeper: R.J. Austin.

Award Winners please claim from Event Sec. J.J. WHELAN, 12 EDGEWOOD DRIVE, BROMBOROUGH, WIRRAL, MERSEYSIDE, L62 6DP.

051 - 327 - 3809.

ANFIELD BICYCLE CLUB

(formed March 1879)

RESULT OF 100 MILES UNPACED TIME TRIAL

MONDAY 6th JUNE, 1977

UNDER R.T.T.C. REGULATIONS

Order of Start	Order of Finish	Name		Club	25 Mile Time	50 Mile Time	75 Mile Time	100 Mile Time
120	1	A. Roberts	*	Chester R.C.	1-01-25	2-03-09	3-06-04	4-14-18
80	2	B. Sunter		Condor R.C.	1-03-49	2-07-27	3-09-20	4-18-16
55	3	D.R. Mitchell		Kirkby C.C.	1-03-48	2-08-08	3-11-04	4-18-45
30	4	B.G. Whitmarsh		Birkenhead Victoria C.C.	1-04-27	2-09-51	3-13-32	4-21-25
100	5	G.M. Bettis		Bedfordshire R.C.	1-04-14	2-08-58	3-13-44	4-23-49
70	6	D. Lee	(V)	V.C.Elan/Harry Berry	1-02-59	2-08-32	3-13-48	4-23-49
60	7	J.A. Courtman		Merseyside Wheelers	1-01-09	2-06-25	3-12-14	4-25-26
118	8	W. Clayton	(V)	Tyne R.C.	1-05-37	2-10-40	3-15-27	4-25-27
75	9	J.S. Clark		Molyneux R.C.	1-03-05	2-08-02	3-14-09	4-25-30
99	10	A.J. Wilson		Lancashire R.C.	1-04-08	2-10-02	3-15-00	4-27-32
110	11	J.R. Edney	(V)	Warwickshire R.C.	1-04-35	2-09-38	3-13-45	4-28-21
35	12	D.M. Butterworth		Port Sunlight Whls.	1-04-00	2-11-27	3-16-45	4-28-42
92	13	J.D. Cahill		North Staffs St Chris.	1-04-55	2-11-18	3-16-52	4-29-31
104	14	P. Olson		Liverpool Century R.C.	1-05-30	2-12-17	3-19-35	4-30-23
95	15	G.P.W. Smith		Liverpool Mercury R.C.	1-04-51	2-11-41	3-18-20	4-30-31
116	16	G. Perks		Wrekinsport C.C.	1-05-48	2-11-17	3-18-22	4-30-42
1	17	M. Hailgarth	*	Anfield B.C.	1-04-30	2-08-45	3-14-27	4-31-44
112	18	R.C. Goodfellow		North Lanes R.C.	1-07-13	2-14-02	3-20-42	4-31-54
56	19	J. Spencer	*	Liverpool Century R.C.	1-05-15	2-12-32	3-17-30	4-32-26
102	20	P.J. Ward	(V)	Birkenhead Victoria C.C.	1-05-52	2-12-37	3-19-30	4-33-48
109	21	C.P. Chamberlan	(V)	Hillingdon C.C.	1-05-55	2-12-04	3-19-20	4-34-07
77	22	R.A. Boardman		Molyneux R.C.	1-04-06	2-10-55	3-17-37	4-34-17
25	23	M. Coupe	(V)	N. Staffs St. Chris. C.C.	1-03-07	2-09-53	3-18-44	4-35-41
119	24	T. Lowther		Cheshire R.C.	1-06-45	2-14-15	3-22-04	4-37-04
91	25	G.M. Mellor		North Shropshire Whls.	1-05-33	2-11-45	3-20-09	4-37-07
74	26	W. Parkson		Kirkby C.C.	1-05-19	2-12-53	3-20-50	4-37-38
111	27	D.F. Short		Prescot Eagle R.C. (Knight In	1-06-47	2-14-38	3-22-13	4-37-45
38	28	S. Cornish		Mid Shropshire Whls.	1-07-30	2-14-55	3-21-25	4-38-11
67	29	P.A. Horne		Condor R.C.	1-08-47	2-16-06	3-22-35	4-38-44
18	30	J. McAllister	(V)	Merseyside V.T.T.A.	1-07-09	2-15-30	3-23-42	4-38-45
57	31	A.F. Pierce	(V)	Merseyside Wheelers	1-08-00	2-15-41	3-24-55	4-39-24
58	32	A.R. Hobbs		Phoenix (Aintree) C.C.	1-06-58	2-15-45	3-24-11	4-39-34
107	33	D. Clayton		Tyne R.C.	1-07-47	2-16-42	3-25-30	4-39-58
37	34	J.H. Hooper		Stourbridge C.C.	1-05-55	2-14-00	3-22-02	4-40-26
78	35	M.E. Jones		Liverpool Century R.C.	1-09-35	2-19-18	3-27-09	4-40-59
82	36	A.P. Brierley		West Pennine R.C.	1-07-12	2-18-15	3-26-00	4-41-18
41	37	P.J.T. Bannon		Port Sunlight Whls	1-08-00	2-16-07	3-23-04	4-41-34
48	38	J.M. Gilmore	*	Liverpool Century R.C.	1-05-55	2-13-01	3-24-57	4-42-14
49	39	A.G. Hill	(V)	Vegetarian C & AC	1-07-47	2-17-56	3-25-28	4-42-32
66	40	G.C. Smith	(V)	Merseyside Wheelers	1-08-00	2-17-40	3-27-02	4-44-21
94	41	B. Walker		Cheshire R.C.	1-08-56	2-18-14	3-28-15	4-45-10
96	42	V.J. Ellis		Kirkby C.C.	1-06-05	2-14-27	3-26-06	4-45-36
68	43	A. Johnston	(V)	Birkenhead North End C.C.	1-08-58	2-18-51	3-26-50	4-46-02
81	44	J. Pilling	(V)	Cheshire R.C.	1-08-45	2-20-16	3-31-45	4-46-32
76	45	G. Jones	(V)	Merseyside V.T.T.A.	1-06-47	2-17-14	3-24-30	4-47-13
103	46	S. Lea	(V)	Warrington R.C.	1-10-13	2-20-32	3-30-40	4-47-22
31	47	N. Farr		Mid Shropshire Whls,	1-10-15	2-22-39	3-33-09	4-47-24
5	48	D.R. Williams	*	Mersey R.C.	1-11-20	2-21-05	3-32-45	4-48-02
114	49	S. Old	(V)	Mersey R.C.	1-08-28	2-18-06	3-29-04	4-49-18
84	50	C. Smith	(V)	East Midlands C.C.	1-10-00	2-22-03	3-32-23	4-49-52
71	51	S.R. Spraggett	(V)	Birkenhead North End C.C.	1-09-32	2-20-39	3-30-23	4-50-34
93	52	F.J. Loftus		Lancashire R.C.	1-09-53	2-20-32	3-31-32	4-51-48
47	53	F. Olchowski		Merseyside Wheelers	1-07-50	2-16-38	3-27-40	4-53-01
73	54	L. Girvan	(V)	Merseyside Wheelers	1-08-07	2-18-17	3-31-50	4-53-30
27	55	J. Summerlin	(V)	Long Eaton Paragon C.C.	1-09-52	2-23-25	3-35-49	4-54-02
89	56	R. Grainger	(V)	Cheshire R.C.	1-12-23	2-24-25	3-35-39	4-54-38
63	57	T. Veal		Weaver Valley R.C.	1-10-02	2-21-55	3-33-40	4-54-51
51	58	F.R. Patterson		Coventry C.C.	1-11-40	2-24-30	3-36-57	4-55-45
53	59	H. Moore		Cheshire R.C.	1-11-07	2-23-14	3-35-54	4-55-54
36	60	A.E. Eaves	(V)	Chester R.C.	1-12-41	2-24-56	3-37-30	4-55-58
20	61	B. Wedley		Chester R.C.	1-06-32	2-17-02	3-33-09	4-56-41

Order of Start	Order of Finish	Name	Club	25 Mile Time	50 Mile Time	75 Mile Time	100 Mile Time
17	62	M.J. Parker	North Staffs St. Chris	1-08-36	2-24-15	3-37-33	4-59-59
54	63	M. Keefe **	Liverpool University C.C.	1-07-23	2-19-23	3-35-40	5-00-54
8	64	D.G. Spraggett (V)	Birkenhead North End C.C.	1-08-55	2-21-53	3-35-21	5-00-56
3	65	K.D. Hughes (V)	Mid Shropshire Whls	1-13-09	2-25-28	3-38-56	5-00-59
13	66	J.C. Hulme (V)	Mersey R.C.	1-11-02	2-25-11	3-38-53	5-02-08
87	67	R. Birkett (V)	Birkenhead North End C.C.	1-13-40	2-28-36	3-31-07	5-02-09
22	68	J.W. Taylor	Birmingham St Chris C.C.	1-11-36	2-25-29	3-48-08	5-02-30
32	69	S.J. Simister	Coventry C.C.	1-10-45	2-24-09	3-27-47	5-03-22
16	70	B.F. Sedgwick (V)	Merseyside V.T.T.A.	1-14-34	2-28-19	3-41-14	5-04-14
79	71	S. Parkinson (V)	Lancaster C.C.	1-14-13	2-27-58	3-42-00	5-04-32
19	72	B.E. Holland (V)	Mersey R.C.	1-13-45	2-28-48	3-42-16	5-04-34
15	73	V.L. Evans *	Wrekinsport C.C.	1-08-43	2-21-54	3-37-45	5-04-58
97	74	I. Collins	Lincoln Whls C.C.	1-12-52	2-27-41	3-42-02	5-05-38
7	75	S. Colquhoun (V)	Birkenhead Victoria C.C.	1-13-55	2-30-40	3-45-53	5-07-16
64	76	G.E. Jones (V)	Birkenhead North End C.C.	1-12-52	2-28-46	3-44-45	5-08-20
9	77	J. Bayley (V)	Midland C & AC	1-11-55	2-28-11	3-45-44	5-08-28
106	78	M. Green	Liverpool Century R.C.	1-08-57	2-18-05	3-33-28	5-09-33
39	79	E.W. Clifford (V)	Midland C & AC	1-11-45	2-27-57	3-45-23	5-11-21
29	80	A. Scambler	Chester R.C.	1-15-30	2-31-21	3-47-11	5-11-50
26	81	M. Jones	Mid Shropshire Whls	1-16-38	2-37-10	3-55-30	5-19-48
11	82	A.J. Worthington	Chester R.C.	1-15-24	2-34-19	3-54-09	5-28-56
88	83	K. Davies	Liverpool Century R.C.	1-14-25	2-35-14	3-57-10	5-30-49
2	84	B.G. Gammon (V)	Birkenhead Victoria C.C.	1-22-45	2-44-29	4-06-10	5-40-11
14	85	H.G. White (V)	North Shropshire Whls	2-05-56	3-23-05	4-31-10	6-08-08

FASTEST TIME AWARDS

1.	A. Roberts	Chester R.C.	4-14-18	-	£ 10 ✓
2.	B. Sunter	Condor R.C.	4-18-16	-	£ 7 ✓
3.	D.R. Mitchell	Kirkby C.C.	4-18-45	-	£ 5 ✓
4.	B.G. Whitmarsh	Birkenhead Victoria C.C.	4-21-25	-	£ 3 ✓
5.	G.M. Bettis	Bedfordshire R.C.	4-23-49	-	£ 2 ✓
10.	A.J. Wilson	Lancashire R.C.	4-27-32	-	£ 1 ✓
20.	P.J. Ward	Birkenhead Victoria C.C.	4-33-48	-	£ 1 ✓
30.	J. McAllister	Merseyside V.T.T.A.	4-38-45	-	£ 1 ✓
40.	G.C. Smith	Merseyside Wheelers	4-44-21	-	£ 1 ✓
50.	C. Smith	East Midlands C.C.	4-49-52	-	£ 1 ✓
60.	A.E. Eaves	Chester R.C.	4-55-58	-	£ 1 ✓

FASTEST AT 50 MILES

A. Roberts	Chester R.C.	2-03-09	-	£ 3 ✓
------------	--------------	---------	---	-------

FASTEST RIDER UNDER 21 YEARS

A. Roberts	Chester R.C.	4-14-18	-	£ 3 ✓
------------	--------------	---------	---	-------

FASTEST VETERAN

D. Lee	V.C. Elan Harry/Perry	4-24-16	-	£ 3 ✓
--------	-----------------------	---------	---	-------

FASTEST VETERAN ON STANDARD

G.E. Jones	Birkenhead North End C.C.	5-08-20 + 45-50	£ 3 ✓
------------	---------------------------	-----------------	-------

FASTEST TEAM

KIRKBY C.C.

D.R. Mitchell 4-18-45

W. Parkinson 4-37-38

Y.J. Ellis 4-45-36

TOTAL 13-41-59 - Gilt Medals

SECOND FASTEST TEAM

LIVERPOOL CENTURY R.C.

P. Olson 4-30-23

J. Spencer 4-32-26

M.E. Jones 4-40-59

TOTAL 13-43-48 - Bronze Medals

No. 14. H.G. White North Shropshire Whls. 51 minutes late start.

No. 57. A.F. Pierce Merseyside Wheelers. 30 seconds late start.

135 Entries : 120 Accepted : 104 Started : 85 FINISHED.

(V) Denotes Veteran

* Denotes Rider under 21.

APOLOGIES : No. 5. W. Coupe. N. Staffs St. Chris C.C.

No. 83. H. Cowley. Liverpool Century R.C.

TIMEKEEPER: R.J. AUSTIN. R.T.T.C.

EVENT SEC: J.J. WHELAN, 12 EDGEWOOD DRIVE, BROMBOROUGH, WIRRAL, MERSEYSIDE. L62 6DP. TEL. 051 - 327 - 3809.

ANFIELD BICYCLE CLUB
(formed March 1879)

Result of the 100 Miles Time Trial
Monday 28th May 1979
(under R.T.T.C. Regulations)

<u>Position</u>	<u>Name</u>	<u>Club</u>	<u>25 miles</u>	<u>50 Miles</u>	<u>75 miles</u>	<u>100 miles</u>
1	L.Orrick	Coventry C.C.	1.03.08	2.10.15	3.12.47	4.20.10
2	M.McNarama	Rockingham C.C.	1.02.41	2.10.02	3.12.58	4.20.42
3	S.Edney	Warwickshire R.C.	1.01.45	2.07.40	3.10.38	4.21.36
4	B.Sunter	Condor R.C.	1.02.34	2.08.32	3.13.04	4.24.31
5	F.Lyon	Merseyside Olympic	1.01.43	2.09.03	3.13.34	4.24.55
6	F.Minshull	Altrincham Ravens	1.03.34	2.11.37	3.13.36	4.26.10
7	K.Gilbertson	West Pennine C.C.	1.03.20	2.09.51	3.14.32	4.26.21
8	R.Iddles	Stourbridge C.C.	1.03.08	2.10.59	3.14.52	4.26.28
9	D.Mitchell	Merseyside Olympic	1.04.08	2.11.25	3.16.11	4.27.58
10	G.Barker	Rockingham C.C.	1.03.00	2.11.10	3.25.20	4.28.30
11	J.Whelan	Anfield B.C.	1.04.54	2.12.28	3.15.40	4.29.01
12	G.C.Smith	Merseyside Wheelers	1.04.06	2.12.25	3.17.53	4.29.45
13	J.Ogden	Altrincham Ravens	1.03.47	2.11.27	3.16.17	4.30.01
14	M.Coupe	N. Staffs. St. Chr.	1.04.11	2.11.48	3.16.18	4.30.04
15	P.Guy	Chester R.C.	1.04.43	2.14.11	3.19.39	4.32.14
16	J.Edhey	Warwickshire R.C.	1.05.17	2.14.26	3.19.24	4.32.35
17	G.Mellor	North Shropshire Whlrs.	1.05.52	2.16.25	3.21.34	4.34.15
18	S.Jackson	Farnham R.C.	1.06.14	2.14.37	3.19.41	4.34.59
19	J.Clarke	Merseyside Wheelers	1.04.24	2.14.02	3.22.17	4.36.34
20	J.Pixton	West Pennine C.C.	1.05.45	2.14.11	3.19.01	4.37.39
21	J.Hulme	Mersey R.C.	1.06.02	2.16.59	3.23.56	4.38.26
22	E.Smallwood	Rockingham C.C.	1.05.57	2.16.09	3.23.39	4.38.35
23	K.Allan	West Pennine C.C.	1.06.04	2.15.07	3.21.52	4.38.54
24	G.Morris	Altrincham Ravens	1.07.08	2.19.04	3.26.16	4.41.26
25	C.Walmesley	B'hd NE/Issy Crown	1.06.35	2.18.03	3.25.28	4.41.45
26	D.Woodhead	Leeds St. Chris.	1.07.33	2.17.09	3.24.58	4.43.29
27	A.Jones	Mid Shropshire Whlrs	1.07.15	2.19.28	3.26.47	4.44.31
28	D.Williams	Mersey R.C.	1.06.29	2.19.09	3.25.59	4.44.42
29	V.Evans	Wrekin Sp./Van Beek	1.06.44	2.17.11	3.25.28	4.46.45
30	M.Judge	Seamons C.C.	1.06.09	2.17.36	3.26.37	4.47.44
31	S.Scholes	Port Sunlight Whlrs	1.06.10	2.15.58	3.26.26	4.49.01
32	J.Murdoch	Edinburgh R.C.	1.08.10	2.20.18	3.29.12	4.50.23
33	C.Ash	Mid Shropshire Whlrs.	1.09.12	2.22.59	3.33.00	4.50.40
34	A.Johnson	B'hd NE/Issy Crown	1.10.40	2.23.01	3.31.18	4.51.16
35	R.Williams	Mersey R.C.	1.00.54	2.22.42	3.33.42	4.55.11
36	S.Cornish	Mid Shropshire Whlrs.	1.10.58	2.19.12	3.32.50	4.56.02
37	J.Wilson	Altrincham Ravens	1.09.41	2.24.33	3.35.31	4.58.49
38	H.Hargreave	Farnham R.C.	1.08.17	2.20.08	3.33.21	4.59.31
39	D.Goring	Wrekin Sp./Van Beek	1.12.40	2.29.02	3.41.21	4.59.56
40	H.Moore	Cheshire Roads	1.12.04	2.27.29	3.39.42	5.01.43
41	S.France	Mid Shropshire Whlrs.	1.12.27	2.28.09	3.39.54	5.02.08
42	R.Jump	Port Sunlight Whlrs.	1.12.17	2.28.27	3.32.07	5.02.51
43	S.Spraggett	B'Head North End	1.12.19	2.29.16	3.41.25	5.02.58
44	B.Cox	Cheshire Roads	1.11.11	2.25.30	3.38.50	5.03.07
45	D.Spraggett	B'head North End	1.11.43	2.27.51	3.41.42	5.03.39
46	T.Collier	Altrincham Ravens	1.09.19	2.23.36	3.35.34	5.04.40
47	J.Moss	Anfield B.C.	1.11.53	2.27.54	3.41.29	5.06.51
48	S.Domerty	Mersey Roads	1.13.46	2.28.11		5.09.08
49	N.Shenton	Velo Sportiv(SCU)	1.12.33	2.31.40	3.44.35	5.10.13
50	G.Jones	B'head North End	1.14.00	2.32.03	3.46.25	5.11.56
51	W.Hanson	B'hd NE/Issy Crown	1.12.21	2.30.44	3.45.27	5.12.09
52	S.Lea	Warrington R.C.	1.12.54	2.33.14	3.47.50	5.14.42
53	R.Williams	Stafford R.C.	1.14.52	2.34.10	3.59.27	5.15.43
	G.E.Jones	Merseyside Vets.	1.12.11	2.28.09	3.45.13	5.15.43
55	D.G.Mellor	Mid Shropshire Whlrs.	1.16.28	2.40.32	3.53.47	5.17.28
56	R.Pearce	Stafford R.C.	1.15.54	2.34.51	4.00.21	5.20.20
57	H.Copplestone	Merseyside Olympic	1.14.18	2.35.04		5.28.12
58	D.Husband	Rhos on Sea C.C.	1.15.53	2.37.42	3.56.09	5.29.31
59	C.Hopkins	Stafford R.C.	1.13.00	2.33.44	3.53.47	5.31.32
60	R.McNamee	B'head Victoria	1.15.48	2.38.46	3.58.28	5.31.56
61	D.Denham	Mersey Roads	1.19.49	2.42.34	4.04.55	5.33.40
62	B.Parsonage	Warwickshire R.C.	1.15.58	2.37.47	3.59.34	5.33.48
63	S.Charity	Notts. Castle C.C.	1.14.08	2.51.53	4.14.02	5.44.40
64	J.Shuttleworth	Stretford Whlrs. T	1.26.28	2.56.58	4.22.10	5.57.14

FASTEST TIME AWARDS

1.	L.Orrick	Coventry C.C.	4.20.10	£10.00
2.	M.McNarama	Rockingham C.C.	4.20.42	£8.00
3.	S.Edney	Warwickshire R.C.	4.21.36	£6.00
4.	B.Sunter	Condor R.C.	4.24.31	£5.00
5.	F.Lyon	Merseyside Olympic	4.24.55	£4.00
6.	F.Minshall	Altrincham Ravens	4.26.10	£3.00
7.	K.Gilbertson	West Pennine C.C.	4.26.21	£3.00
8.	R.Iddles	Stourbridge C.C.	4.26.28	£2.50
9.	D.Mitchell	Merseyside Olympic	4.27.58	£2.00
10.	G.Barker	Rockingham C.C.	4.28.30	£1.00

FASTEST AT 50 MILES

S. Edney 2.07.40 £3.00

FASTEST VETERAN

M. McNarama 4.20.42 £5.00

FASTEST VETERAN ON STANDARD

G. Jones B'head North End 5.11.56 + 47.31 £3.00

FASTEST TEAM

Rockingham C.C.	
M.McNarama	4.20.42
G.Barker	4.28.30
E.Smallwood	4.38.35
	<u>13.27.47</u>

SECOND FASTEST TEAM

Altrincham Ravens	
F.Minshall	4.26.10
J.Ogden	4.30.01
G.Morris	4.41.26
	<u>13.37.37</u>

SPECIAL PRIZE OF SADDLE DONATED BY HARRY QUINN

L. Orrick

109 Entrants. 91 Started. 64 Finished.

Apologies: No. 25 K.E.Denny No. 99 B.Rossel. No. 111 B.Whitmarsh
 No. 79 E.C.Hills No. 106 V.Jenkins No. 26 A.Marshall

Time Keeper: R.J.Austin Esq.,

Will Prize Winners claim their prizes from:

P.E.Mason, 39 Glenwood Drive, Irby, Wirrall L61 4UQ

Event Secretary: I.A.Thomas, 9 Catteralls Lane, Broughall, Whitchurch, Salop.

Tel: Whitchurch 4100.

ANFIELD BICYCLE CLUB

(formed March 1879)

RESULT OF THE " 100 " TIME TRIAL MONDAY MAY 26th 1980
under R.T.T.C. regulations

ORDER OF FINISH	NAME	CLUB	CAT.	25 TIME	50 TIME	75 TIME	100 TIME
1	R. Iddles	Stourbridge C.C.	A	59.56	2.00.46	3.02.42	4.05.46
2	A. Mellor	West Pennine R.C.	A	59.21	2.00.04	3.01.51	4.06.40
3	R. Garrett	Bedfordshire R.C.	A	1.02.09	2.06.12	3.09.55	4.13.07
4	K. Denny	Liverpool Century R.C.	A	1.01.56	2.05.45	3.11.00	4.17.53
5	P. Bannon	G.S. Sunlight	B	1.04.13	2.09.01	3.14.02	4.19.44
6	B. Sunter	Condor R.C.	A	1.02.47	2.07.28	3.14.43	4.23.21
7	H. Hargreaves	Farnham R.C.	B	1.04.05	2.09.52	3.16.25	4.23.48
8	K. Gibertson	West Pennine R.C.	A	1.02.15	2.07.20	3.15.13	4.24.12
9	C. Callan	West Pennine R.C.	B	1.02.56	2.08.02	3.14.44	4.24.30
10	P. Guy	Mid Shropshire Whls.	A	1.04.05	2.09.32	3.18.04	4.25.47
11	J. McHester	B'head N.E./Issy Crown	A	1.04.43	2.11.12	3.18.46	4.25.48
12	S. Jackson	Farnham R.C.	A	1.05.10	2.11.28	3.18.08	4.26.00
13	P. McCartney	Liverpool Mercury	A	1.02.39	2.06.32	3.15.06	4.26.09
14	D. Butterworth	G.S. Sunlight	B	1.04.02	2.09.35	3.16.57	4.26.51
15	G. Mellor	North Shropshire Whls.	B	1.04.30	2.11.21	3.17.50	4.28.05
16	M. Hallgarth	Anfield B.C.	B	1.05.10	2.13.52	3.21.33	4.28.46
17	N. Farr	Mid Shropshire Whls.	B	1.06.48	2.13.39	3.20.40	4.29.32
18	M. Judge	Seamens C.C.	B	1.06.52	2.14.49	3.23.11	4.32.05
19	G. Berwick	Glasgow R.C.	B	1.07.34	2.15.58	3.23.25	4.32.15
20	K. Allen	West Pennine R.C.	B	1.05.20	2.12.29	3.20.34	4.33.14
21	J. Edney	Warwickshire R.C.	A	1.06.30	2.13.59	3.23.39	4.34.03
22	G. Peard	Manchester Whls.	B	1.03.39	2.11.47	3.21.27	4.34.47
23	G. Thompson	B'head N.E./Issy Crown	B	1.06.17	2.14.39	3.24.24	4.35.23
24	T. Turton	Manchester Whls.	A	1.05.54	2.13.45	3.22.27	4.35.29
25	A. Strong	City of Stoke/Draka	B	1.06.29	2.15.35	3.24.20	4.36.26
26	D. Thompson	West Pennine R.C.	B	1.03.12	2.07.43	3.18.15	4.36.29
27	J. Williams	Mersey Roads Club	C	1.05.54	2.14.32	3.23.28	4.36.42
28	M. Hanild	Glendale C. and A.C.	B	1.05.42	2.12.30	3.22.20	4.37.30
29	J. Hooper	Stourbridge C.C.	A	1.04.40	2.11.26	3.21.44	4.37.31
30	W. Hanson	B'head N.E./Issy Crown	C	1.07.54	2.16.46	3.27.45	4.40.30
31	B. Morris	Mid Shropshire Whls.	B	1.07.51	2.18.00	3.28.45	4.41.03
32	P. Holden	Rockingham C.C.	B	1.05.12	2.13.35	3.26.59	4.41.17
33	P. Knowles	Wolverhampton Whls.	B	1.07.25	2.17.01	3.26.58	4.41.41
34	A. Mansley	East Liverpool Whls.	B	1.07.44	2.17.23	3.28.05	4.41.47
35	M. Bradley	Mid Shropshire Whls.	B	1.05.21	2.12.40	3.24.24	4.42.17
36	D. Williams	Mersey Roads C.	B	1.07.12	2.18.52	3.32.23	4.43.39
37	R. Jump	G.S. Sunlight	C	1.09.15	2.19.15	3.29.14	4.44.23
38	J. Wootton	Lichfield City C.C.	B	1.07.57	2.19.43	3.33.05	4.45.10
39	C. Mellor	Holme-Valley Whls.	B	1.08.49	2.20.15	3.31.06	4.46.15
40	D. Wright	Cheshire Roads	B	1.10.09	2.21.21	3.34.20	4.46.33
41	K. Watson	Birkenhead Vics. C.C.	C	1.09.47	2.21.01	3.32.14	4.47.23
42	M. Keefe	Merseyside Olympic	B	1.11.36	2.22.16	3.35.48	4.48.25
43	A.G. Harvey	Mersey Roads	C	1.08.38	2.20.39	3.33.39	4.50.42
44	B. Westwood	Wolverhampton Whls.	B	1.09.24	2.19.40	3.33.55	4.52.18
45	S. Larbey	Cambridge T & C C.C.	B	1.09.00	2.19.31	3.33.18	4.52.33
46	J. Collier	West Pennine R.C.	B	1.07.55	2.19.37	3.36.42	4.54.12
47	H. Moore	Cheshire Roads	C	1.10.57	2.24.38	3.38.35	4.54.34
48	D. Wood	Nunbrook Whls.	B	1.10.28	2.23.02	3.37.53	4.55.46
49	D. Grant	Condor R.C.	B	1.12.36	2.24.48	3.39.36	4.56.20
50	T. Fawcett	Mersey Roads	C	1.09.52	2.22.32	3.37.50	4.57.07
51	S. Budd	Chester Roads	C	1.12.05	2.25.46	3.40.16	4.57.15
52	D. Spraggett	Mid Shropshire Whls.	B	1.10.04	2.23.14	3.39.51	4.57.19
53	S. France	Mid Shropshire Whls.	B	1.11.04	2.25.01	3.40.57	4.58.03
54	S. Spraggett	Birkenhead N.E. C.C.	B	1.12.23	2.26.25	3.41.14	4.58.05
55	J. Cuthbert	Lichfield City C.C.	C	1.09.56	2.23.36	3.39.46	4.59.21
56	J. Farrant	Cambridge T & C C.C.	C	1.07.16	2.19.35	3.46.10	4.59.22
57	R. Pearce	Stafford R.C.	C	1.11.10	2.25.12	3.41.15	4.59.37
58	W. Davies	Wrekin Sport/Van Beck	C	1.10.40	2.25.29	3.42.52	5.00.43
59	D. Peacham	Glendale C. & A.C.	B	1.10.07	2.23.37	3.39.53	5.00.57

60	J. Kinton	Evesham & District C.C.	B	1.14.04	2.29.38	3.45.57	5.01.59
61	G. Summers	Velo Sportiv	C	1.09.15	2.23.23	3.39.53	5.02.03
62	S. Doherty	Mersey Roads	C	1.13.20	2.28.53	3.47.29	5.03.30
63	R. Hansen	Phoenix C.C.	C	1.10.49	2.24.12	3.40.15	5.03.36
64	P. Etheridge	Kettering Am. C.C.	B	1.16.26	2.34.59	3.53.12	5.08.54
65	N. Shenton	Velo Sportiv	C	1.11.05	2.26.39	3.50.22	5.09.38
66	A. Marshall	Lincoln Whls.	C	1.14.18	2.31.02	3.49.31	5.11.11
67	B. Garrard	Wrekin Sport/Van Beek	C	1.13.15	2.29.12	3.45.15	5.12.47
68	B. Horner	Stourbridge C.C.	C	1.13.13	2.30.39	3.54.17	5.23.52
69	D. Husband	Rhos on Sea C.C.	C	1.17.45	2.38.56	4.07.32	5.43.40
70	J. Shuttleworth	Stretford Whls T.	C	1.25.37	2.55.30	4.23.24	5.53.57
-	N. Powell	Oldbury & District C.C.	A	1.03.41	2.08.07		D N F
-	B. Dansen	Birkenhead Vics.	B	1.07.16	2.16.16		D N F
-	G. Elkington	Anfield B.C.	C	1.07.35	2.19.39		D N F
-	S. Howes	Lichfield City C.C.	B	1.09.10	2.23.10	3.20.34	D N F
-	D. Jenkins	Birkenhead Vics.	C	1.12.04	2.26.28		D N F
-	J. Molyneux	Liverpool Century	B	1.12.56	2.28.54		D N F
-	N. Williams	Wrexham R.C.	C	1.13.53	2.29.47		D N F
-	B. Jones	West Pennine R.C.	B	1.12.10	2.33.32		D N F
-	G.E. Jones	Birkenhead N.E.	C	1.15.40	2.34.44		D N F
-	R. Hill	Seamens C.C.	C	1.17.06	2.48.47		D N F
-	N. White	North Shropshire	C	1.19.32	- - -		D N F
-	B. Parsonage	Warwickshire R.C.	C	- - -	- - -		D N F

DID NOT START:

M. Rigby, Liverpool Mercury; D. Gair, B'ham Mercury; D. Goring, Wrekinsport; M. Badham, Norwich Amateurs;
J. Peppin, Mersey Roads.

TIMEKEEPERS: 100 miles J.H. Mills Esq.
75 miles K. Yardley Esq.
50 miles F. Fischer
25 miles B. Griffiths

AWARDS: Group A. R. Iddles 4 05 46
A. Mellor 4 06 40
R. Garrett 4 13 07
K. Denny 4 17 53
Group B. P. Bannon 4 19 44
H. Hargreaves 4 23 48
C. Callan 4 24 30
Group C. J. Williams 4 36 42
W. Hansen 4 40 30
R. Jump 4 44 23

Fastest at 50 miles A. Mellor 2 00 04

Fastest Vet in standard G. Thompson + 58 - 22

Fastest Team

Second Team

- West Pennine C.C.

- G.S. Sunlight

A. Mellor 4 6 40

P. Bannon 4 19 44

K. Gilbertson 4 24 12

D. Butterworth 4 26 51

C. Callan 4 24 30

R. Jump 4 44 21

12 55 22

13 30 56

The Anfield Bicycle Club congratulate the prizewinners and wish to thank all who helped for their assistance at the event.

Will prizewinners claim their awards as soon as possible from:

P. Mason, 39 Glenwood Drive, Irby, Wirral, Merseyside.

Event Secretary:

T.A. Thomas

9 Catterails Lane, Broughall, Whitchurch, Salop. SY13 4DF.

Under R.T.T.C. regulations

Official Result of the
ANFIELD BICYCLE CLUB 100 MILE T.T.
held on Monday May 25th 1981

supported by
SELLE SAN MARCO-GALLI., JHF and W.T.PAGE Esq.

Position	Name	Club	Cat.	25 Time	50 Time	75 Time	100 Time
1	P.W.Griffiths	G.S.Strada	A	58.40	1.58.05	2.57.14	3.57.53
2	R.Iddles	Stourbridge C.C.	A	58.47	1.58.25	2.58.19	3.59.25
3	A.Heggs	Weaver Valley	A	59.41	2.00.37	3.01.29	4.04.38
4	J.Woodburn	Manchester Whlrs.	A	59.49	2.01.14	3.03.15	4.06.50
5	B.Morris	Mid Shropshire Whlrs.	B	1.02.09	2.05.08	3.07.23	4.11.07
6	R.Chadwick	Tunstall Whlrs.	A	1.02.50	2.06.27	3.09.39	4.14.20
7	R.Grudzinski	Cheshire Roads	A	1.01.02	2.05.18	3.10.05	4.15.13
8	J.J.Whelan	Anfield B.C.	A	1.02.25	2.05.23	3.08.43	4.15.29
9	B.Sunter	Condor R.C.	A	1.01.59	2.05.53	3.10.35	4.16.52
10	P.Guy	Mid Shropshire Whlrs.	A	1.01.50	2.11.33	3.14.56	4.19.18
11	P.Spowage	Chesterfield Spire	A	1.04.15	2.09.24	3.15.09	4.20.56
12	A.Masterton	Birkenhead N.E.	A	1.05.21	2.11.13	3.16.08	4.21.12
13	K.Gilbertson	West Pennine C.C.	A	1.03.35	2.08.21	3.13.44	4.21.57
14	J.S.Clarke	Merseyside Whlrs.	A	1.04.12	2.09.25	3.16.03	4.25.07
15	K.Robertson	Mid Devon R.C.	B	1.06.12	2.12.50	3.18.18	4.25.26
16	G.M.Mellor	Crewe Clarion	A	1.05.33	2.11.35	3.17.15	4.25.34
17	V.Jenkins	Merseyside Whlrs.	A	1.03.15	2.09.05	3.16.19	4.25.56
18	S.C.Edney	C.C. Basingstoke	A	1.03.13	2.08.53	3.15.15	4.26.06
19	M.Lewis	Snowdonia C.C.	B	1.03.28	2.09.31	3.17.19	4.27.08
20	I.R.Turton	Manchester Whlrs.	A	1.05.31	2.10.57	3.17.22	4.27.59
21	M.G.Harrold	Glendale C.C.	B	1.07.19	2.14.36	3.19.09	4.29.49
22	M.Coupe	N.Staffs. St.Chris.	A	1.04.07	2.10.12	3.18.10	4.31.52
23	T.Finney	St.Chris.(Swinnerton)	B	1.07.12	2.13.59	3.22.48	4.32.05
24	G.Mellor	Holme Valley Whlrs.	B	1.07.42	2.15.00	3.23.56	4.34.13
25	E.Tremaine	Leicester R.C.	B	1.07.49	2.16.24	3.24.27	4.34.32
26	G.Thompson	Birkenhead N.E.	B	1.07.07	2.15.50	3.24.41	4.34.52
27	A.Johnson	Birkenhead N.E.	B	1.07.22	2.15.40	3.24.10	4.35.19
28	C.Ash	Mid Shropshire Whlrs.	B	1.06.28	2.15.05	3.25.07	4.35.26
29	J.Murdoch	Edinburgh R.C.	B	1.08.18	2.15.48	3.25.46	4.37.16
30	I.Melling	Middleton C.C.	B	1.10.02	2.20.39	3.31.31	4.37.57
31	M.J.Cole	Huddersfield R.C.	A	1.09.48	2.18.56	3.27.18	4.38.00
32	K.Crosbie	Merseyside Whlrs.	C	1.05.35	2.14.20	3.25.03	4.38.35
33	J.R.Edney	Warwickshire R.C.	A	1.06.24	2.14.43	3.24.23	4.38.58
34	C.R.Griffiths	Anfield B.C.	A	1.05.01	2.11.23	3.21.59	4.39.08
35	A.Hazel	Mid Shropshire Whlrs.	B	1.05.53	2.13.45	3.23.41	4.39.37
36	G.English	Mersey Roads	B	1.05.51	2.13.55	3.26.36	4.40.25
37	M.D.Blackwell	Glossop Velo	B	1.10.26	2.20.31	3.30.22	4.41.07
38	V.Caswell	Bramley Whlrs.	A	1.07.56	2.18.23	3.29.01	4.41.13
39	R.Parkin	Club Velo Cruz	B	1.08.05	2.18.05	3.28.58	4.42.09
40	P.Walmesley	Birkenhead N.E.	B	1.08.25	2.19.31	3.29.42	4.42.21
41	M.J.Judge	Seamons C.C.	B	1.08.29	2.15.20	3.30.25	4.43.40
42	K.Allen	West Pennine C.C.	B	1.07.16	2.16.17	3.32.56	4.44.18
43	W.J.Ithell	Heanor Clarion	B	1.08.51	2.19.20	3.30.59	4.44.27
44	B.Bailey	Cheltenham & County	B	1.10.10	2.20.19	3.32.25	4.45.20
45	S.Barraclough	Queensbury R.C.	C	1.09.50	2.20.03	3.32.40	4.46.01
46	D.J.Williams	Weaver Valley	C	1.08.49	2.18.42	3.32.28	4.46.32
47	P.Jackson	South Lancs. R.C.	C	1.08.50	2.18.45	3.30.34	4.46.34
48	A.C.Stuart	Middleton C.C.	B	1.06.09	2.14.20	3.29.21	4.46.57
49	G.S.Leach	Rhos on Sea C.C.	B	1.12.14	2.25.38	3.36.40	4.48.53
50	J.Collier	West Pennine	B	1.10.10	2.22.03	3.35.38	4.51.16
51	D.Gabbot	Clayton Velo	B/T	1.10.31	2.21.30	3.33.04	4.51.19
52	C.Waddilove	West Pennine	B	1.09.36	2.22.16	3.35.47	4.51.24
53	K.D.Keay	Mersey Roads	C	1.08.29	2.18.15	3.31.38	4.51.28
54	D.J.Quinn	Chester R.C.	C	1.08.24	2.20.54	3.35.21	4.51.36
55	M.J.White	Lewes Wanderers	C	1.11.47	2.23.56	3.38.30	4.52.45
56	R.Jump	Port Sunlight	B	1.12.59	2.25.38	3.36.10	4.56.17
57	G.Evans	Hirwaun Whlrs.	C	1.15.10	2.28.37	3.41.45	4.56.52
58	J.A.Clarke	Birkenhead N.E.	C	1.13.12	2.30.55	3.46.22	4.58.10
59	R.R.Anderson	Anfield B.C.	C	1.08.01	2.24.54	3.44.10	5.00.15
60	R.Grainger	Cheshire Roads	C	1.14.30	2.29.22	3.44.28	5.00.54
61	K.A.Watson	Birkenhead Vics.	C	1.11.35	2.26.44	3.43.39	5.01.52
62	P.Boardman	Lyme R.C.	C	1.11.12	2.26.05	3.42.56	5.03.05
63	C.Travis	Altrincham R.C.	C	1.12.21	2.28.46	3.44.52	5.06.41

Position	Name	Club	Cat.	25 Time	50 Time	75 Time	100 Time
64	S.Spraggett	Birkenhead N.E.	B	1.12.12	2.30.11	3.49.17	5.10.23
65	P.C.Sidford	Chesterfield Spire	C	1.13.27	2.30.51	3.48.18	5.11.07
66	G.E.Jones	Birkenhead N.E.	C	1.16.13	2.33.41	3.44.28	5.11.25
67	E.Conlan	Mersey Roads	C	1.15.09	2.35.03	3.53.22	5.13.14
68	A.M.Charlesworth	Holme Valley	B	1.13.42	2.28.03	3.53.25	5.16.58
69	C.Tremaine	Kettering Amateur	C	-	2.44.57	4.10.30	5.36.04
70	E.R.Yuill	Abbotsford Park	C	1.16.37	2.45.46	4.15.23	5.44.16
71	B.Gannon	Birkenhead Vics.	C	1.26.51	2.53.24	4.20.02	5.49.00
	P.S.Danckwarbt	Cheltenham & County	A	1.03.41	2.13.55	-	D.N.F.
	J.Williams	Mersey Roads	B	1.10.37	-	-	D.N.F.
	R.A.Pocle	Queensbury R.C.	A	1.08.51	-	-	D.N.F.
	S.Hodges	Hirwaun Whlrs.	A	1.12.10	2.29.30	-	D.N.F.
	B.S.Jones	West Pennine	B	1.11.03	-	-	D.N.F.
	J.Hooper	Stourbridge C.C.	A	1.07.30	2.16.56	-	D.N.F.
	D.Goring	Wrekin Sport	B	1.07.18	2.25.24	-	D.N.F.
	E.J.Saunders	West Pennine	B	1.06.49	2.17.27	-	D.N.F.
	S.W.Doherty	Mersey Roads	C	1.14.35	-	-	D.N.F.
	R.G.Turner	Warwickshire Roads	C	1.17.26	2.29.53	-	D.N.F.
	D.M.Grant	West Pennine	B	-	-	-	D.N.F.
	D.G.Spraggett	Mid Shropshire Whlrs.	C	1.11.09	-	-	D.N.F.
	R.J.Pearce	Stafford R.C.	C	1.18.48	2.41.27	-	D.N.F.
	M.J.Daley	Birkenhead N.E.	C	1.12.49	2.28.32	-	D.N.F.
	V.Evans	Wrekin Sport	B	1.06.12	-	-	D.N.F.
	J.Thompson	Anfield B.C.	C	1.17.31	-	-	D.N.F.
	D.P.Cahill	Hirwaun Whlrs.	C	1.20.23	-	-	D.N.F.
	A.Mellor	West Pennine	A	1.03.19	-	-	D.N.F.
	R.J.White	Birkenhead N.E.	C	-	-	-	D.N.F.
	R.J.Taylor	West Pennine	C	1.05.37	2.26.20	-	D.N.F.
	S.Jones	Rhos on Sea C.C.	C	-	-	-	D.N.F.

DID NOT START: Nos. 14, 15, 24, 26, 33, 36, 52, 59, 71, 72, 76, 79, 89, 93, 99, 100, 101, 104, 114.

TIMEKEEPERS: 100 miles Ian Shaw Esq.,
50 " E.Davies Esq.,
75 " Ken Yardley Esq.,
25 " Stan France Esq.,

AWARDS: Group A:	P.Griffiths	3.57.53	First Team:	Mid Shropshire Whlrs.
	R.Iddles	3.59.25	B.Morris	4.11.07
	A.Heggs	4.04.38	P.Guy	4.19.18
	J.Woodburn	4.06.50	C.Ash	<u>4.35.26</u>
Group B:	B.Morris	4.11.07		<u>13.05.51</u>
	K.Robertson	4.25.26	Second Team:	Merseyside Whlrs.
	M.Lewis	4.27.08	J.S.Clarke	4.25.07
Group C	K.Crosbie	4.38.35	V.Jenkins	4.25.56
	S.Barraclough	4.46.01	K.Crosbie	<u>4.38.35</u>
	D.J.Williams	4.46.32		<u>13.29.28</u>

Fastest at 50 miles P.Griffiths 1.58.05
" Vet. on Std. G.Thompson + 61.25
" under 4 hours P.Griffiths
" Event Record P.Griffiths

The Anfield Bicycle Club congratulate the prize winners and wish to thank all who helped, without their assistance there would be no Anfield Classic.

A special word of thanks to our supporters SELLE SAN MARCO-GALLI J.H.F. DISTRIBUTORS, DAVID BASSETT ESQ., and W.T.PAGE ESQ.

Will prize winners claim their awards as soon as possible from:
P.Mason, 39 Glenwood Drive, Irby, Wirral, Merseyside.

Event Secretary; I.A.Thomas,
9 Catterals Lane, Broughall, Whitchurch, Salop. SY13 4DF

Official Result of the 83rd Anfield 100 held May 31st 1982 under R.T.T.C. Regulations

P'son	Name	Club	H'Cap	25	50	75	100
1	D.Lloyd	M'chester Whlrs	Scr.	55.40	1.52.45	2.49.30	3.47.10
2	G.Watts	Middleton CC	34	58.35	1.57.25	2.56.28	3.56.54
3	D.Horton	Halifax RC	4	59.09	1.59.31	3.00.57	3.59.47
4	R.Iddles	Stourbridge CC	Scr.	57.15	1.56.32	2.57.28	4.00.10
5	B.Sunter	Condor CC	6	59.09	1.59.16	3.01.05	4.02.17
6	P.Guy	M'chester Whlrs	9	1.00.28	2.01.54	3.03.07	4.03.27
7	R.Chadwick	Tunstall Whlrs	16	59.27	2.00.29	3.02.45	4.06.43
8	J.Whelan	Anfield BC	22	1.00.47	2.02.17	3.04.13	4.08.11
9	P.Spowage	Chesterfield Spire	10	1.01.18	2.03.35	3.06.47	4.08.57
10	G.Mellor	Crewe Clarion	17	1.01.15	2.02.50	3.05.55	4.12.07
11	B.Morris	Mid. Shrop. Whlrs	14	1.02.48	2.06.09	3.09.41	4.12.36
12	A.Sheldon	Chesterfield Spire	31	1.03.42	2.07.45	3.11.43	4.15.30
13	C.Gray	B'head N.E.	32	1.02.34	2.05.34	3.09.24	4.16.03
14	S.Hulme	Tunstall Whlrs	20	1.03.36	2.08.09	3.13.04	4.17.20
15	S.Cox	Nottingham Clarion	36	1.02.29	2.06.35	3.12.14	4.18.00
16	S.Goff	East Liverpool	13	1.00.30	2.05.20	3.10.39	4.18.09
17	R.Poole	Queensbury RC	18	1.03.41	2.08.36	3.13.45	4.19.22
18	R.Lawton	Macclesfield Whlrs	30	1.02.57	2.07.20	3.12.39	4.19.23
19	A.Masterton	B'head N.E.	17	1.05.12	2.10.51	3.16.28	4.21.48
20	M.Battye	Holme Valley	24	1.02.47	2.08.10	3.13.45	4.23.20
21	S.Jackson	Farnham RC	20	1.07.05	2.15.05	3.21.27	4.24.33
22	M.Watkins	Glendale CC	38	1.04.45	2.09.55	3.17.59	4.25.06
23	I.Melling	Middleton CC	25	1.06.39	2.13.44	3.21.47	4.25.18
24	R.Goodfellow	N.Lancs.RC	27	1.05.34	2.13.13	3.19.45	4.25.25
25	M.Horrold	Glendale CC	23	1.04.53	2.10.02	3.16.29	4.25.40
26	M.Judge	Seamons CC	25	1.05.55	2.13.01	3.20.25	4.27.14
27	C.Ash	Mid. Shrop. Whlrs	32	1.04.02	2.09.23	3.18.58	4.27.53
28	D.Latham Cruse	Chester RC	35	1.05.23	2.10.26	3.20.07	4.28.31
29	S.Barraclough	Queensbury CC	45	1.07.16	2.15.03	3.25.46	4.31.24
30	P.Holden	V C Routier	37	1.06.34	2.13.08	3.23.04	4.31.56
31	P.Walmsley	B'head N.E.	35	1.06.28	2.12.41	3.29.41	4.32.42
32	C.R.Dean	Mid. Shrop. Whlrs	70	1.05.58	2.12.48	3.21.39	4.33.27
33	J.P.Williams	Mersey Roads	42	1.04.48	2.11.52	3.23.12	4.34.06
34	P.Jackson	South Lancs.	41	1.07.01	2.15.00	3.24.55	4.34.22
35	A.E.Maher	East Liverpool	38	1.07.01	2.16.13	3.26.44	4.34.30
36	G.Thompson	B'head N.E.	32	1.07.41	2.16.45	3.27.02	4.35.18
37	D.J.Quinn	Chester RC	56	1.05.07	2.12.50	3.23.05	4.35.37
38	V.Caswell	Bramley Whlrs	23	1.11.00	2.20.21	3.29.54	4.36.44
39	B.Smith	Wrekin Sport	65	1.10.10	2.19.35	3.28.51	4.36.52
40	C.Walmsley	B'head N.E.	26	1.07.17	2.15.03	3.25.47	4.37.19
41	D.A.Slater	Withington Whlrs	26	1.06.36	2.14.50	3.30.02	4.39.03
42	S.Barron	Lincoln Whlrs	56	1.06.53	2.16.11	3.28.20	4.39.21
43	H.Moore	Cheshire Roads	48	1.10.21	2.21.03	3.30.07	4.39.40
44	G.W.Blain	Chester RC	54	1.07.52	2.17.32	3.28.52	4.40.16
45	C.R.Salter	Mersey RC	46	1.08.47	2.18.17	3.29.45	4.42.43
46	B.E.Jones	West Pennine	50	1.08.13	2.17.47	3.30.26	4.42.47
47	W.J.Rimmer	Southport RC	42	1.08.53	2.20.26	3.32.27	4.45.40
48	R.Parkin	Velo Cruz	48	1.08.16	2.18.21	3.32.24	4.45.46
49	E.Tremaine	Leic. RC Trike	48	1.10.32	2.21.58	3.34.04	4.45.47
50	R.Grainger	Cheshire RC	53	1.13.49	2.12.50	3.23.05	4.46.15
51	V.E.Evans	Wrekin Sport	38	1.05.58	2.14.15	3.29.15	4.47.20
52	R.D.Demman	Mersey RC	70	1.09.25	2.20.57	3.36.10	4.49.41
53	C.B.Beardsley	South Elmsall	38	1.10.36	2.24.05	3.37.38	4.49.48
54	D.J.Goring	Wrekin Sport	40	1.08.31	2.19.20	3.34.22	4.50.29
55	D.G.Spraggett	Mid. Shrop. Whlrs	49	1.09.21	2.20.37	3.35.28	4.50.49
56	M.J.White	Lewes Wanderers	44	1.08.36	2.24.05	3.35.52	4.50.58
57	S.Budd	Chester RC	62	1.10.38	2.22.45	3.37.28	4.52.41
58	J.A.Bethell	Macclesfield Whlrs	40	1.09.21	2.22.13	3.33.48	4.53.02
59	B.Smith	West Pennine	50	1.09.01	2.22.01	3.38.32	4.55.36
60	D.A.Rogers	St Helens RC	50	1.14.15	2.28.04	3.42.48	4.56.48
61	W.J.Ithell	Hearon Clarion	47	1.09.23	2.22.05	3.38.44	4.57.40
62	M.J.Roberts	Macclesfield Whlrs	50	1.13.58	2.29.56	3.45.24	4.59.30
63	P.Johnson	Cheshire Roads	65	1.12.04	2.27.53	3.44.53	5.02.21
64	R.J.Pearce	Stafford RC	52	1.13.36	2.27.55	3.44.58	5.04.14
65	P.C.Etheridge	Kettering AM Trike	40	1.14.37	2.30.54	3.44.43	5.04.59
66	D.Barnes	Lancashire RC	45	1.13.49	2.29.35	3.47.42	5.05.33
67	C.Tremaine	Kettering AM Trike	80	1.14.17	2.31.15	3.49.29	5.07.12
68	G.Jackson	Barrow Cen. Trike	65	1.16.05	2.33.06	3.51.33	5.07.41
69	B.Garrard	Wrekin Sport	65	1.13.14	2.25.40	3.43.32	5.07.46
70	S.J.Peterson	Mersey RC	75	1.14.57	2.30.33	3.47.50	5.07.14
71	E.Fitzpatrick	Phoenix(Aintree)	65	1.15.45	2.32.21	3.51.38	5.10.37

Awards

GROUP A	D.Lloyd	3.47.10	£25.00
	G.Watts	3.56.24	£10.00
	D.Horton	3.59.27	£7.50
	R.Iddles	4.00.10	£5.00
GROUP B	A.Sheldon	4.15.30	£7.50
	C.Gray	4.16.03	£5.00
	S.Cox	4.18.00	£4.00
GROUP C	C.Dean	4.33.27	£7.50
	D.Quinn	4.35.37	£5.00
	B.Smith(74)	4.36.52	£4.00
Fastest Vet on Standard	G.Thompson	+ 57 - 57	£5.00
Fastest at 50 miles	D.Lloyd	1.52.45	£3.00
Fastest Beating Event Record	D.Lloyd		£10.00
Fastest Team - Birkenhead N.E.	A.Masterton	4.21.48	
	C.Gray	4.16.03	
	P.Walmsley	4.32.42	
		<u>13.10.33</u>	
2nd Team - Mid Shropshire Wheelers	C.Dean	4.33.27	
	C.Ash	4.27.53	
	B.Morris	4.12.36	
		<u>13.14.06</u>	

Special Prize donated by P.Colligan Esq.,
Pair of Wheels (value £38.00) G.Watts

Did Not Start - Nos: 32, 67, 70, 71, 76, 80, 81, 86, 88, 93, 95.
Apologies from: B.Gammon, J.Courtman, M.Ferwick, C.Mellor.

Will Prize Winners claim their awards from: P.Mason, 39 Glenwood Drive, Irby,
Wirral, Merseyside.

Event Secretary: I.A.Thomas, 9 Catteralls Lane, Broughall, Whitchurch, Shropshire
Tel: 0948 - 4100 SY13 4DF

THE ANFIELD "100" of 1982

First of all, we wish to thank the riders who entered for supporting our event. The Anfield is almost certainly the oldest open "100-mile" in the time trials calendar. And special regard, too, for the host of veterans who just will not hang up their "tubs" and call it a day. Although we did not get a full field, the entry could be described as satisfactory.

And what of the event itself? Well, last year when P.W.Griffiths (G.S.Strada) clocked 3.57.53, we were quite certain that course record had been lifted to a very lofty pedestal, and there to remain for a considerable time. For years we had been wondering when the magical "4-hours" would ever come our way. For long we had to be satisfied, on a good morning, with the occasional short four. Years and years ago a very good friend offered £10 to the first rider beating four hours, and every year the tanner stayed in his pocket. Now it seems to be a regular occurrence!

As already noted, last year we were more than delighted when the four-hour hurdle could be at last mastered. We thought that to be an isolated experience. And now, just a year later, no fewer than three riders achieved what was beginning to be thought as impossible to accomplish. And Iddles, our winner in 1980, arrived at the timekeeper only 10 seconds outside. All this on a day in May, far too early, it has been often said, for fast 100's. It probably was a good morning, and the course cannot have been too bad, but at the end of it all we have to salute all those who performed so well. We wonder what Charles Holland will be thinking when, just 50 years ago, he won fastest time prize with an excellent ride of 4.48.00. Did anyone then contemplate riders improving on that time by a full hour in just five decades?

The three stalwarts who completed the course in less than four hours were Lloyd, Watts and Horton, and as stated Iddles, a consistent performer in the event in recent years, was the man who missed - by those 10 seconds. An analysis of the respective performances on the way round is interesting. At 25-miles, Lloyd arrived in 55.40, Iddles second with 57.15, Watts 58.35 and Horton 59.09. At the halfway point Iddles still held second place with 1.56.32, compared with Lloyd's 1.52.45, Watts 1.57.25, and Horton 1.59.31.

At the three-quarter distance Lloyd continued to gain with a time of 2.49.50, Watts 2.56.28, Iddles 2.57.28 and Horton 3.00.37. And so to the finish, where Lloyd stormed through with a superb time of 3.47.10; Watts second with 3.56.54, and Horton third 3.59.47. A glimpse at these 75-mile times shows just how consistent these three riders were. Iddles slowed considerably over the last 25-miles; it took him 1.12.42. The others were still moving very well: Lloyd 57.20; Watts 1.0.26, and Horton 59.10. Iddles might conceivably have had trouble, but headquarters are not aware of any.

Added interest was given to the event - although the actual handicapping proved to be a troublesome task for our Event Secretary - by one of our members, Peter Colligan, who donated a pair of wheels to the winner of the sealed handicap. Watts won the wheels with an allowance of 34 minutes.

The prize for the fastest veteran on standard goes to our very old friend Gordon Thompson of the Birkenhead North End C.C. whose timed ride was 4.35.18.

Official Result of the 83rd Anfield 100 held May 31st 1982 under R.T.T.C. Regulations

P'son	Name	Club	H'Cap	25	50	75	100
1	D.Lloyd	M'chester Whlrs	Scr.	55.40	1.52.45	2.49.30	3.47.10
2	G.Watts	Middleton CC	34	58.35	1.57.25	2.56.28	3.56.54
3	D.Horton	Halifax RC	4	59.09	1.59.31	3.00.57	3.59.47
4	R.Iddles	Stourbridge CC	Scr.	57.15	1.56.32	2.57.28	4.00.10
5	B.Sunter	Condor CC	6	59.09	1.59.16	3.01.05	4.02.17
6	P.Guy	M'chester Whlrs	9	1.00.28	2.01.54	3.03.07	4.03.27
7	R.Chadwick	Tunstall Whlrs	16	59.27	2.00.29	3.02.45	4.06.43
8	J.Whelan	Anfield BC	22	1.00.47	2.02.17	3.04.13	4.08.11
9	P.Spowage	Chesterfield Spire	10	1.01.18	2.03.35	3.06.47	4.08.57
10	G.Mellor	Crewe Clarion	17	1.01.15	2.02.50	3.05.55	4.12.07
11	B.Morris	Mid. Shrop. Whlrs	14	1.02.48	2.06.09	3.09.41	4.12.36
12	A.Sheldon	Chesterfield Spire	31	1.03.42	2.07.45	3.11.43	4.15.30
13	C.Gray	B'head N.E.	32	1.02.34	2.05.34	3.09.24	4.16.03
14	S.Hulme	Tunstall Whlrs	20	1.03.36	2.08.09	3.13.04	4.17.20
15	S.Cox	Nottingham Clarion	36	1.02.29	2.06.35	3.12.14	4.18.00
16	S.Goff	East Liverpool	13	1.00.30	2.05.20	3.10.39	4.18.09
17	R.Poole	Queensbury RC	18	1.03.41	2.08.36	3.13.45	4.19.22
18	R.Lawton	Macclesfield Whlrs	30	1.02.57	2.07.20	3.12.39	4.19.23
19	A.Masterton	B'head N.E.	17	1.05.12	2.10.51	3.16.28	4.21.48
20	M.Battye	Holme Valley	24	1.02.47	2.08.10	3.13.45	4.23.20
21	S.Jackson	Farnham RC	20	1.07.05	2.15.05	3.21.27	4.24.33
22	M.Watkins	Glendale CC	38	1.04.45	2.09.55	3.17.59	4.25.06
23	I.Melling	Middleton CC	25	1.06.39	2.13.44	3.21.47	4.25.18
24	R.Goodfellow	N.Lancs.RC	27	1.05.34	2.13.13	3.19.45	4.25.25
25	M.Horrold	Glendale CC	23	1.04.53	2.10.02	3.16.29	4.25.40
26	M.Judge	Seamons CC	25	1.05.55	2.13.01	3.20.25	4.27.14
27	C.Ash	Mid. Shrop. Whlrs	32	1.04.02	2.09.23	3.18.58	4.27.53
28	D.Latham Cruse	Chester RC	35	1.05.23	2.10.26	3.20.07	4.28.31
29	S.Barraclough	Queensbury CC	45	1.07.16	2.15.03	3.25.46	4.31.24
30	P.Holden	V C Routier	37	1.06.34	2.13.08	3.23.04	4.31.56
31	P.Walmsley	B'head N.E.	35	1.06.28	2.12.41	3.29.41	4.32.42
32	C.R.Dean	Mid. Shrop. Whlrs	70	1.05.58	2.12.48	3.21.39	4.33.27
33	J.P.Williams	Mersey Roads	42	1.04.48	2.11.52	3.23.12	4.34.06
34	P.Jackson	South Lancs.	41	1.07.01	2.15.00	3.24.55	4.34.22
35	A.E.Maher	East Liverpool	38	1.07.01	2.16.13	3.26.44	4.34.30
36	G.Thompson	B'head N.E.	32	1.07.41	2.16.45	3.27.02	4.35.18
37	D.J.Quinn	Chester RC	56	1.05.07	2.12.50	3.23.05	4.35.37
38	V.Caswell	Bramley Whlrs	23	1.11.00	2.20.21	3.29.54	4.36.44
39	B.Smith	Wrekin Sport	65	1.10.10	2.19.35	3.28.51	4.36.52
40	C.Walmsley	B'head N.E.	26	1.07.17	2.15.03	3.25.47	4.37.19
41	D.A.Slater	Withington Whlrs	26	1.06.36	2.14.50	3.30.02	4.39.03
42	S.Barron	Lincoln Whlrs	56	1.06.53	2.16.11	3.28.20	4.39.21
43	H.Moore	Cheshire Roads	48	1.10.21	2.21.03	3.30.07	4.39.40
44	G.W.Blain	Chester RC	54	1.07.52	2.17.32	3.28.52	4.40.16
45	C.R.Salter	Mersey RC	46	1.08.47	2.18.17	3.29.45	4.42.43
46	B.E.Jones	West Pennine	50	1.08.13	2.17.47	3.30.26	4.42.47
47	W.J.Rimmer	Southport RC	42	1.08.53	2.20.26	3.32.27	4.45.40
48	R.Parkin	Velo Cruz	48	1.08.16	2.18.21	3.32.24	4.45.46
49	E.Tremaine	Leic. RC Trike	48	1.10.32	2.21.58	3.34.04	4.45.47
50	R.Grainger	Cheshire RC	53	1.13.49	2.12.50	3.23.05	4.46.15
51	V.E.Evans	Wrekin Sport	38	1.05.58	2.14.15	3.29.15	4.47.20
52	R.D.Demman	Mersey RC	70	1.09.25	2.20.57	3.36.10	4.49.41
53	C.B.Beardsley	South Elmsall	38	1.10.36	2.24.05	3.37.38	4.49.48
54	D.J.Goring	Wrekin Sport	40	1.08.31	2.19.20	3.34.22	4.50.29
55	D.G.Spraggett	Mid. Shrop. Whlrs	49	1.09.21	2.20.37	3.35.28	4.50.49
56	M.J.White	Lewes Wanderers	44	1.08.36	2.24.05	3.35.52	4.50.58
57	S.Budd	Chester RC	62	1.10.38	2.22.45	3.37.28	4.52.41
58	J.A.Bethell	Macclesfield Whlrs	40	1.09.21	2.22.13	3.33.48	4.53.02
59	B.Smith	West Pennine	50	1.09.01	2.22.01	3.38.32	4.55.36
60	D.A.Rogers	St Helens RC	50	1.14.15	2.28.04	3.42.48	4.56.48
61	W.J.Ithell	Hearon Clarion	47	1.09.23	2.22.05	3.38.44	4.57.40
62	M.J.Roberts	Macclesfield Whlrs	50	1.13.58	2.29.56	3.45.24	4.59.30
63	P.Johnson	Cheshire Roads	65	1.12.04	2.27.53	3.44.53	5.02.21
64	R.J.Pearce	Stafford RC	52	1.13.36	2.27.55	3.44.58	5.04.14
65	P.C.Etheridge	Kettering AM Trike	40	1.14.37	2.30.54	3.44.43	5.04.59
66	D.Barnes	Lancashire RC	45	1.13.49	2.29.35	3.47.42	5.05.33
67	C.Tremaine	Kettering AM Trike	80	1.14.17	2.31.15	3.49.29	5.07.12
68	G.Jackson	Barrow Cen. Trike	65	1.16.05	2.33.06	3.51.33	5.07.41
69	B.Garrard	Wrekin Sport	65	1.13.14	2.25.40	3.43.32	5.07.46
70	S.J.Peterson	Mersey RC	75	1.14.57	2.30.33	3.47.50	5.07.14
71	E.Fitzpatrick	Phoenix(Aintree)	65	1.15.45	2.32.21	3.51.38	5.10.37

Awards

GROUP A	D.Lloyd	3.47.10	£25.00
	G.Watts	3.56.24	£10.00
	D.Horton	3.59.27	£7.50
	R.Iddles	4.00.10	£5.00
GROUP B	A.Sheldon	4.15.30	£7.50
	C.Gray	4.16.03	£5.00
	S.Cox	4.18.00	£4.00
GROUP C	C.Dean	4.33.27	£7.50
	D.Quinn	4.35.37	£5.00
	B.Smith(74)	4.36.52	£4.00
Fastest Vet on Standard	G.Thompson	+ 57 - 57	£5.00
Fastest at 50 miles	D.Lloyd	1.52.45	£3.00
Fastest Beating Event Record	D.Lloyd		£10.00
Fastest Team - Birkenhead N.E.	A.Masterton	4.21.48	
	C.Gray	4.16.03	
	P.Walmsley	4.32.42	
		<u>13.10.33</u>	
2nd Team - Mid Shropshire Wheelers	C.Dean	4.33.27	
	C.Ash	4.27.53	
	B.Morris	4.12.36	
		<u>13.14.06</u>	

Special Prize donated by P.Colligan Esq.,
Pair of Wheels (value £38.00) G.Watts

Did Not Start - Nos: 32, 67, 70, 71, 76, 80, 81, 86, 88, 93, 95.
Apologies from: B.Gammon, J.Courtman, M.Ferwick, C.Mellor.

Will Prize Winners claim their awards from: P.Mason, 39 Glenwood Drive, Irby,
Wirral, Merseyside.

Event Secretary: I.A.Thomas, 9 Catteralls Lane, Broughall, Whitchurch, Shropshire
Tel: 0948 - 4100 SY13 4DF

THE ANFIELD "100" of 1982

First of all, we wish to thank the riders who entered for supporting our event. The Anfield is almost certainly the oldest open "100-mile" in the time trials calendar. And special regard, too, for the host of veterans who just will not hang up their "tubs" and call it a day. Although we did not get a full field, the entry could be described as satisfactory.

And what of the event itself? Well, last year when P.W.Griffiths (G.S.Strada) clocked 3.57.53, we were quite certain that course record had been lifted to a very lofty pedestal, and there to remain for a considerable time. For years we had been wondering when the magical "4-hours" would ever come our way. For long we had to be satisfied, on a good morning, with the occasional short four. Years and years ago a very good friend offered £10 to the first rider beating four hours, and every year the tanner stayed in his pocket. Now it seems to be a regular occurrence!

As already noted, last year we were more than delighted when the four-hour hurdle could be at last mastered. We thought that to be an isolated experience. And now, just a year later, no fewer than three riders achieved what was beginning to be thought as impossible to accomplish. And Iddles, our winner in 1980, arrived at the timekeeper only 10 seconds outside. All this on a day in May, far too early, it has been often said, for fast 100's. It probably was a good morning, and the course cannot have been too bad, but at the end of it all we have to salute all those who performed so well. We wonder what Charles Holland will be thinking when, just 50 years ago, he won fastest time prize with an excellent ride of 4.48.00. Did anyone then contemplate riders improving on that time by a full hour in just five decades?

The three stalwarts who completed the course in less than four hours were Lloyd, Watts and Horton, and as stated Iddles, a consistent performer in the event in recent years, was the man who missed - by those 10 seconds. An analysis of the respective performances on the way round is interesting. At 25-miles, Lloyd arrived in 55.40, Iddles second with 57.15, Watts 58.35 and Horton 59.09. At the halfway point Iddles still held second place with 1.56.32, compared with Lloyd's 1.52.45, Watts 1.57.25, and Horton 1.59.31.

At the three-quarter distance Lloyd continued to gain with a time of 2.49.50, Watts 2.56.28, Iddles 2.57.28 and Horton 3.00.37. And so to the finish, where Lloyd stormed through with a superb time of 3.47.10; Watts second with 3.56.54, and Horton third 3.59.47. A glimpse at these 75-mile times shows just how consistent these three riders were. Iddles slowed considerably over the last 25-miles; it took him 1.12.42. The others were still moving very well: Lloyd 57.20; Watts 1.0.26, and Horton 59.10. Iddles might conceivably have had trouble, but headquarters are not aware of any.

Added interest was given to the event - although the actual handicapping proved to be a troublesome task for our Event Secretary - by one of our members, Peter Colligan, who donated a pair of wheels to the winner of the sealed handicap. Watts won the wheels with an allowance of 34 minutes.

The prize for the fastest veteran on standard goes to our very old friend Gordon Thompson of the Birkenhead North End C.C. whose timed ride was 4.35.18.

OFFICIAL RESULT OF THE 85TH ANFIELD 100 HELD ON MAY 28TH 1984 UNDER RTTC REGULATIONS

POS.	NAME	CLUB	CAT	VET STD	25	50	75	100
1	R.G.IDDLES	MANCHESTER WHLRS	A	+56.19	56-56	1-58-45	3- 0-15	3-57-43
2	P.W.GRIFFITHS	G.S.STRADA	A	-	58-09	2- 0-56	3- 7-36	4-13-22
3	P.SPOWAGE	CHESTERFIELD SPIRE R.C.	A	+42.23	59-34	2- 4-06	3- 9-57	4-13-51
4	P.GUY	MANCHESTER WHLRS	A	-	1- 0-13	2- 5-34	3-10-30	4-14-25
5	B.MORRIS	MID SHROPSHIRE WHLRS	A	+43.47	1- 1-34	2- 8-56	3-16-30	4-19-09
6	M.S.VERITY	WEAVER VALLEY C.C.	A	+38.57	1- 3-08	2-12-12	1-20-05	4-23-59
7	D.CRONIN	BIRKENHEAD N.E.C.C.	A	+43.30	1- 1-39	2- 9-52	3-18-09	4-24-03
8=	B.G.WHITMARSH	ANFIELD B.C.	A	-	1- 0-30	2- 7-02	3-17-45	4-25-18
8=	A.E.ATTWOOD	LEWES WANDERERS C.C.	B	+28.44	1- 1-30	2- 9-51	3-19-29	4-25-18
10	B.CRONIN	BIRKENHEAD N.E.C.C.	A	-	1- 3-38	2-12-50	3-21-23	4-26-06
11	A.R.MASTERSON	BIRKENHEAD N.E.C.C.	A	+43.18	1- 4-02	2-14-15	3-23-30	4-28-43
12	R.SPEAKE	RHOS-ON-SEA C.C.	B	+35.48	1- 2-43	2-11-35	3-22-07	4-29-27
13	S.COX	NOTTINGHAM CLARION	A	-	1- 0-51	2- 9-53	3-22-05	4-29-39
14	M.LEWIS	SNOWDONIA C.C.	A	-	1- 1-33	2-10-04	3-20-24	4-29-45
15	H.ROBEY	LANCASHIRE R.C.	B	+52.47	1- 3-29	2-13-45	3-23-44	4-31-10
16	I.R.WILKINSON	MANCHESTER WHLRS	A	-	1- 3-51	2-13-51	3-26-14	4-33-10
17	T.D.DEACON	LEWES WANDERERS C.C.	A	-	57-14	2- 0-28	3-21-04	4-33-34
18	R.E.FRANCIS	DERWENT VALLEY C.C.	B	-	1- 2-41	2-13-16	3-25-48	4-33-40
19	J.R.EDNEY	WARWICKSHIRE R.C.	A	+45.09	1- 4-30	2-15-05	3-25-30	4-34-03
20	S.CORNISH	MID SHROPSHIRE WHLRS	B	-	1- 5-35	2-16-19	3-27-23	4-35-40
21	M.J.WHITE	LEWES WANDERERS C.C.	B	-	1- 4-54	2-16-34	3-31-20	4-40-24
22	G.C.BELL	GLOSSOP VELO R.C.	B	+26.37	1- 4-20	2-17-12	3-32-14	4-40-56
23	B.DAVIES	OSWESTRY PARAGON C.C.	C	+14.12	1- 7-06	2-19-16	3-33-59	4-42-02
24	P.GITTINS	CALDER CLARION	B	-	1- 6-13	2-18-59	3-32-57	4-42-53
25	M.G.HARROLD	GLENDALE C. & A.C.	A	+32.09	1- 1-54	2-10-35	3-26-29	4-43-18
26	M.J.COLE	HUDDERSFIELD R.C.	A	-	1- 6-53	2-20-27	3-33-49	4-43-57
27	N.H.CHAPMAN	CHESTER R.C.	C	+ 5.39	1- 6-39	2-21-43	3-36-45	4-45-04
28	P.JACKSON	SOUTH LANCS R.C.	B	-	1- 5-13	2-17-34	3-32-53	4-45-25
29	P.SCOTT	KIRKBY C.C.	B	-	1- 5-50	2-19-30	3-34-32	4-45-58
30	W.J.ITHELL	BELPER B.C.	C	+ 5.43	1- 4-07	2-16-18	3-32-29	4-47-13
31	P.G.HOLDEN	VELO CLUB ROUTIER	B	+ 3.25	1- 2-41	2-22-16	3-38-10	4-47-18
32	J.H.HOOPER	STOURBRIDGE C.C.	B	-	1- 4-11	2-16-56	3-33-42	4-49-42
33	R.LOCKETT	PETERBOROUGH C.C.	A	+23.30	1- 7-30	2-22-08	3-37-04	4-50-51
34	B.SMITH	MID SHROPSHIRE WHLRS	B	+18.20	1- 9-35	2-23-53	3-39-07	4-51-21
35	N.ISHERWOOD	SEAMONS C.C.	B	-	1- 7-08	2-22-12	3-39-09	4-51-48
36	D.LLOYD	MERSEY ROADS	C	-	1- 8-30	2-24-06	3-40-35	4-53-21
37	A.F.TAYLOR	STOURBRIDGE C.C.	B	-	1- 7-58	2-22-23	3-40-35	4-54-26
38	P.COLLIGAN	ANFIELD B.C.	C	+19.15	1-11-25	2-27-10	3-43-56	4-55-34
39	R.JUMP	LARKHILL WHLRS	C	- 4.18	1- 9-33	2-26-45	3-49-24	5- 2-47
40	D.E.NORRIS	CHESHIRE R.C.	C	+18.21	1-11-12	2-30-41	3-49-28	5- 5-36
41	D.G.SPAGGETT	MID SHROPSHIRE WHLRS	C	+24.46	1-12-54	2-33-40	3-52-22	5- 6-32
42	S.G.FRANCE	MID SHROPSHIRE WHLRS	C	+10.13	1-11-46	2-30-23	3-50-46	5- 6-36
43	D.PICKERING	WREKINSPOUT C.C.	C	- 8.09	1-11-53	2-32-50	3-54-23	5- 8-52
44	L.B.McPARTLAND	WREKINSPOUT C.C.	C	-	1-11-01	2-36-18	3-57-48	5- 9-22
45	S.A.BUDD	CHESTER R.C.	C	+23.31	1-11-58	2-31-49	3-54-25	5-10-14
46	C.TREMAINE	KETTERING A.C.C.(TRIKE)	C	+26.07	1-11-51	2-32-14	3-54-16	5-12-02
47	G.DARLINGTON	LIVERPOOL CENTURY R.C.	C	-16.06	1-10-57	2-30-44	3-53-38	5-15-35
48	D.J.KELLER	VEGETARIAN C.& A.C.	B	+ 3.47	1-12-29	2-33-58	4- 0-51	5-27-31
49	S.J.PETERSEN	MERSEY ROADS	C	-20.40	1-17-53	2-44-14	4-18-27	5-49-31

POS.	NAME	CLUB	CAT	VET STD	25	50	75	100
-	D.ALLBUTT	CREWE CLARION WHLRS	B	-	1- 5-35	2-17-55	3-37-09	DNF
-	P.WALKINGTON	LANCASHIRE R.C.	A	-	1- 2-11	2-10-51	-	DNF
-	R.C.GARRETT	BEDS R.C.	A	-	1- 0-47	2-11-18	-	DNF
-	V.CASWELL	BRAMLEY WHLRS	A	-	1- 5-52	2-18-51	-	DNF
-	D.BATES	SEAMONS C.C.	B	-	1- 5-52	2-21-08	-	DNF
-	M.HALLGARTH	ANFIELD B.C.	A	-	1- 8-04	2-22-26	-	DNF
-	A.J.WILSON	LANCASHIRE R.C.	A	-	1- 5-48	2-22-35	-	DNF
-	K.S.N. DRUM	ANFIELD B.C.	A	-	1- 6-58	2-23-48	-	DNF
-	M.J.JUDGE	SEAMONS C.C.	B	-	1- 8-34	2-24-35	-	DNF
-	J.J.PARKER	WREKINSPO RT C.C.	B	-	1- 6-04	2-25-25	-	DNF
-	B.PUDNEY	WOLVERHAMPTON WHLRS	C	-	1- 8-31	2-25-51	-	DNF
-	P.A.ROGERS	CENTRAL LANCASHIRE R.C.	C	-	1- 9-24	2-28-00	-	DNF
-	P.GRAINGER	CHESHIRE R.C.	B	-	1-10-31	2-28-12	-	DNF
-	R.WIDGERY	CREWE CLARION WHLRS	E	-	1- 6-10	2-29-35	-	DNF
-	R.PLUMMER	ROSSENDALE R.C.	C	-	1-12-45	2-38-44	-	DNF
-	G.A.HADLAND	WARWICKSHIRE R.C.	C	-	1-15-19	2-39-38	-	DNF
-	J.P.WILLIAMS	MERSEY ROADS	B	-	1- 8-36	-	-	DNF
-	C.ASH	MID SHROPSHIRE WHLRS	A	-	1- 9-44	-	-	DNF
-	W.L.BENNETT	YSTWTH C.C.	C	-	1-17-50	-	-	DNF
-	M.D.RABBETTS	LEWES WANDERERS C.C.	B	-	-	-	-	DNF

AWARDS

	1ST FASTEST	R.G.IDDLES	3-57-43	£20	AND HOLDER OF THE W.R.DONOVAN CUP FOR ONE YEAR
	2ND FASTEST	P.W.GRIFFITHS	4-13-22	£15	
	3RD FASTEST	P.SPOWAGE	4-13-51	£10	
<u>GROUP A</u>	1ST FASTEST	P.GUY	4-14-25	£7.50	
	2ND FASTEST	B.MORRIS	4-19-09	£5.00	
<u>GROUP B</u>	1ST FASTEST	M.S.VERITY	4-23-59	£7.50	
	2ND FASTEST	A.E.ATTWOOD	4-25-18	£5.00	
<u>GROUP C</u>	1ST FASTEST	B.DAVIES	4-42-02	£7.50	
	2ND FASTEST	N.H.CHAPMAN	4-45-04	£5.00	
<u>SLOWEST RIDER IN EACH GROUP</u>					
GROUP A	R.LOCKETT	4-50-51			
GROUP B	D.KEELER	5-27-31			EACH RECEIVE ONE SET REFLECT-A-CABLES
GROUP C	S.PETERSEN	5-49-31			
<u>FASTEST AT 50 MILES</u>	R.G.IDDLES	1-58-43		£3.00	
<u>FASTEST VET ON STD</u>	R.G.IDDLES	+ 56-19		£5.00	
<u>1ST TEAM MANCHESTER WHLRS</u> -	R.G.IDDLES	3-57-43			<u>2ND TEAM BIRKENHEAD N.E.C.C.</u> -
	P.GUY	4-14-25			D.CRONIN
	I.R.WILKINSON	4-33-10			B.CRONIN
		12-45-18			A.R.MASTERSON
					4-24-03
					4-26-06
					4-28-43
					13-18-52

D.N.S. 9,13,21,26,35,39,41,42,48,73,74 APOLOGIES RECEIVED FROM P.A.OSBORNE,P.HOWELLS,C.B.BEARDSLEY,G.THOMPSON,E.BRAMHALL

THE ANFIELD BICYCLE CLUB CONGRATULATE THE PRIZE WINNERS AND WISH TO THANK ALL WHO HELPED WITH THE EVENT, WITHOUT WHOSE ASSISTANCE THERE WOULD BE NO ANFIELD 100.

ALSO A SPECIAL THANK YOU TO THE LADIES WHO PROVIDED THE TEA AND CAKES AT THE FINISH.

PHIL MASON

EVENT SECRETARY: P.E.MASON
6, BROOKLAND GARDENS
PARKGATE
SOUTH WIRRAL L64 6TA

OFFICIAL RESULT OF THE 87TH ANFIELD 100 HELD ON MAY 27TH 1985 UNDER RTTC REGULATIONS

POS	NAME	CLUB	CAT	VET STD	25	50	75	100
1	C. SHORTER	TEAM MIRAGE	A	-	58.11	2. 0.10	3.02.00	4. 4.47
2	A. CROWLEY	MANCHESTER WHEELERS	B	-	1. 1.14	2. 4.32	3.06.29	4.13.13
3	P.V. HOLT	CHESTER R.C.	A	-	1. 0.41	2. 3.39	3.04.57	4.13.21
4	M.F. KERRY	LANCASHIRE R.C.	A	-	1. 2.31	2. 8.07	3.10.35	4.15.44
5	N.R. OAKLEY	WREXHAM R.C.	A	-	1. 0.23	2. 4.17	3.08.51	4.16.51
6	G.C. GREENWOOD	WEST PENNING R.C.	A	+57.13	1. 1.32	2. 5.18	3.09.41	4.17.14
7	S. WOOD	HOLME VALLEY WHEELERS	B	-	1. 1.35	2.07.03	3.11.32	4.18.14
8	I.S. DOW	OXFORD CITY R.C.	A	-	1. 2.32	2.10.40	3.13.58	4.22.08
9	M. BATTYE	HOLME VALLEY WHEELERS	A	+38.24	1. 3.27	2. 9.18	3.14.25	4.22.19
10	R.N. BROOKS	WARRINGTON R.C.	A	+31.05	1. 2.32	2. 8.59	3.16.20	4.22.57
11	J.L. PRICE	LONG EATON PARAGON	A	+30.35	1. 4.44	2.11.32	3.16.36	4.23.27
12	M.A. SCANLON	READING C.C.	B	-	1. 3.12	2. 9.29	3.17.52	4.26.57
13	G.J. ENGLISH	MERSEY R.C.	A	-	1. 4.05	2.10.47	3.16.35	4.27.04
13	C.G. EDWARDS	ANFIELD B.C.	D	-	1. 4.49	2.11.24	3.17.52	4.27.04
15	V.L. JENKINS	WEAVER VALLEY	B	-	1. 4.57	2.12.22	3.20.12	4.28.55
16	N.A. BRUNTON	R.A.F. C.C.	B	-	1. 4.51	2.12.16	3.20.20	4.29.10
17	B. CHAFER	GLOSSOP VELO	E	-	1. 2.39	2. 9.56	3.19.52	4.29.16
18	J. HESELTINE	STOURBRIDGE C.C.	D	+31.18	1. 4.49	2.13.04	3.20.08	4.29.25
19	A.F. TAYLOR	STOURBRIDGE C.C.	E	+24.04	1. 6.38	2.14.15	3.21.28	4.29.58
20	G. DANCER	STONE WHEELERS	C	-	1. 6.15	2.14.20	3.21.06	4.30.26
21	S. BARROW	LINCOLN WHEELERS	C	-	1. 5.54	2.13.44	3.21.03	4.32.57
22	G.S. SMITH	WEST PENNINE R.C.	D	-	1. 5.55	2.14.45	3.22.25	4.33.16
23	N.H. CHAPMAN	CHESTER R.C.	D	+29.18	1. 7. 8	2.15.49	3.24.43	4.33.38
24	R. SPEAKE	RHOS-ON-SEA	B	+32.56	1. 4. 4	2.12.57	3.22.36	4.34.37
25	J.J. PARKER	WREKINSPOUT C.C.	B	+41.53	1. 6.48	2.17.15	3.24.28	4.34.56
26	P. SCOTT	KIRKBY C.C.	D	-	1. 5.39	2.15.25	3.24.39	4.38.26
27	M.G. HARROLD	GLENDALE C & A.C.	B	+38.18	1. 6.56	2.13.31	3.23.39	4.38.31
28	R.J. MCGREGOR	STEVENAGE C.C.	D	-	1. 5.12	2.17.16	3.28.12	4.38.32
29	K. TANDY	CONCORDE R.C.C.	C	-	*1.18.17	*2.25.47	*3.31.53	*4.40.14
30	G. DARLINGTON	LIVERPOOL CENTURY C.C.	D	+19.11	1. 7.56	2.18.39	3.29.23	4.41.32
31	W. BAKER	STOURBRIDGE C.C.	D	-	1.10.46	2.22.05	3.32.04	4.41.34
32	J.R. EDNEY	WARWICKSHIRE R.C.	B	+39.35	1. 7.11	2.17.19	3.27.52	4.42.00
33	G.C. BELL	GLOSSOP VELO	B	+27.28	1. 5.40	2.16.22	3.27.54	4.42.23
34	J. NAYLOR	HUDDERSFIELD STAR WHLRS	B	-	1. 3.38	2.10.24	3.20.45	4.42.46
35	R. JUMP	LARKHILL WHLRS	E	+17.38	1. 9.35	2.22.19	3.31.46	4.43.05
36	D.R. WILLIAMS	MERSEY R.C.	B	-	1. 9. 4	2.19.39	3.28.28	4.43.14
37	P. JACKSON	SOUTH LANCS R.C.	C	+ 9.41	1. 7.19	2.18.35	3.30.46	4.44.21
38	H.E. HARGREAVES	CARDIFF 100 MILES R.C.C.	C	-	1. 9.39	2.20.01	3.33.03	4.45.29
39	P.A. ROGERS	CENTRAL LANCS R.C.	D	-	1. 8.52	2.20.32	3.30.50	4.45.36
40	M.J. DUNPHY	BIRKENHEAD N.E.C.C.	A	+25.44	1. 8.37	2.19.04	3.36.49	4.46.25
41	J. McEVDOY	LIVERPOOL CENTURY R.C.	E	-	1.10.41	2.23.44	3.36.35	4.50.35
42	MISS D. SMITH	HOLME VALLEY WHEELERS	D	-	1.10.20	2.24.02	3.36.44	4.50.41
43	C.B. BEARDSLEY	SOUTH ELMSALL S.C.C.	C	+32.48	1.10.14	2.24.54	3.38.44	4.51.09
44	S.W. JACKSON	SKIPTON C.C.	C	-	1.10.28	2.25.28	3.35.00	4.52.16
45	S. CORNISH	MID SHROPSHIRE WHEELERS	D	-	1. 9.12	2.23.22	3.41.44	4.52.26
46	A. MUNRO	CENTRAL LANCS R.C.	E	+28.11	1.12.11	2.28.30	3.41.44	4.53.24
47	K.J. PRINCE	BIRKENHEAD VICTORIA C.C.	D	-	1.10. 8	2.23.36	3.36.58	4.54.48
48	M. HALLGARTH	ANFIELD B.C.	C	-	1. 8.58	2.31.55	3.35.43	4.54.51
49	B. MANTUM	STOURBRIDGE C.C.	D	+ 0.05	1. 9.14	2.23.11	3.37.33	4.56.09
50	J. SNOOK	CARDIFF 100 MILES R.C.C.	C	+ 8.11	1. 7.52	2.20.31	3.34.00	4.57.04
51	B.E. HOLLAND	MERSEY R.C.	C	+21.55	1.11. 2	2.25.43	3.42.33	5.02.02
52	D.G. SPRAGGETT	MID SHROPSHIRE WHEELERS	D	+29.02	1.14. 3	2.31.28	3.46.48	5.04.43
53	B. SMITH	* WEST PENNINE R.C.	E	+ 2.26	1.12.34	2.29.17	3.48.52	5.12.01
54	B. PARSONAGE	WARWICKSHIRE R.C.	E	+ 2.23	1.18.32	2.40.16	4.04.06	5.31.22
55	S.J. PETERSEN	MERSEY R.C.	E	- 5.26	1.16.38	2.39.24	4.01.42	5.36.44
56	D. P. CAHILL	HIRWAUN WHEELERS	E	-22.02	1.19.12	2.44.42	4.15.38	5.45.59

* INCLUDES A 15½ MINUTE LATE START

NAME	CLUB	CAT	VET STD	25	50	75	100
D. KEEN	TUNSTALL WHEELERS	A	-	1. 0.54	2. 4.58	3.10.52	DNF
D. BETTANEY	ANFIELD B.C.	C	-	1. 6.16	2.18.37	-	DNF
A. JOHNSTON	BIRKENHEAD N.E.C.C.	B	-	1. 7.19	2.19.51	-	DNF
K.S. DRUM	ANFIELD B.C.	D	-	1. 9.14	2.22.32	-	DNF
A.E. MANSLEY	BIRKENHEAD C.C.	B	-	1.18.54	2.28.47	-	DNF
B.R. HOMER	STOURBRIDGE C.C.	E	-	1.17.32	2.39.20	-	DNF
R. PLUMMER	ROSSENDALE R.C.	E	-	1.15.40	2.40.20	-	DNF
G.M. WATTS	MANCHESTER WHEELERS	A	-	1. 0.40	-	-	DNF
G.C. SMITH	MERSEYSIDE WHEELERS	A	-	1. 3.19	-	-	DNF
T. CLARKE	LARKHILL WHEELERS	E	-	1. 9.34	-	-	DNF
E.B. SMITH	LINCOLN WHEELERS	C	-	1.22.08	-	-	DNF
M.S. BRADLEY	MID SHROPSHIRE WHILRS	D	-	-	-	-	DNF

D.N.S. 2, 5, 12, 14, 15, 25, 34, 37, 52

APOLOGIES RECEIVED FROM L. ARCHER, V.L. EVANS, C.J. JEAUVONS

AWARDS

1st FASTEST	C. SHORTER	4. 4.47	£20	AND HOLDER OF THE W.R.DONOVAN CUP FOR ONE YEAR
2nd FASTEST	A. CROWLEY	4.13.13	£15	
3rd FASTEST	P.V. HOLT	4.13.21	£10	

GROUP A

1st FASTEST	M.F. KERRY	4.15.44	£5
2nd FASTEST	N.R. OAKLEY	4.16.51	£3

GROUP B

1st FASTEST	S. WOOD	4.18.14	£5
2nd FASTEST	M.A. SCANLON	4.26.57	£3

GROUP C

1st FASTEST	G. DANCER	4.30.26	£5
2nd FASTEST	S. BARROW	4.32.57	£3

GROUP D

1st FASTEST	C.G. EDWARDS	4.27.04	£5
2nd FASTEST	J. HESELTINE	4.29.25	£3

GROUP E

1st FASTEST	B. CHAFER	4.29.16	£5
2nd FASTEST	A.F. TAYLOR	4.29.58	£3

FASTEST AT 50 MILES

C. SHORTER	58.11	£3
------------	-------	----

FASTEST VET ON STD

G.C. GREENWOOD	+57.13	£5
----------------	--------	----

1st TEAM

HOLME VALLEY WHEELERS	
S. WOOD	4.18.14
M. BATTYE	4.22.19
MISS D. SMITH	4.50.41
<u>13.31.14</u>	

2nd TEAM

STOURBRIDGE C.C.	
J. HESELTINE	4.29.25
A.F. TAYLOR	4.29.58
W. BAKER	<u>4.41.34</u>
<u>13.40.57</u>	

THE WINNER (C.SHORTER) RECEIVES A BOTTLE OF SPIRITS
 THE RUNNER UP (A.CROWLEY) RECEIVES A BOTTLE OF WINE
 THESE TWO PRIZES KINDLY DONATED BY MR & MRS WALKER OF THE "DOG IN THE LANE" ASTLEY

THE ANFIELD BICYCLE CLUB CONGRATULATE THE PRIZE WINNERS AND WISH TO THANK ALL WHO HELPED WITH THE EVENT,
 WITHOUT WHOSE ASSISTANCE THERE WOULD BE NO ANFIELD 100.

ALSO A SPECIAL THANKYOU TO THE LADIES WHO PROVIDED THE TEA, CAKES ETC. AT THE FINISH.

PHIL MASON

EVENT SECRETARY

P.E. MASON
 6, BROOKLAND GARDENS
 PARKGATE
 SOUTH WIRRAL 164 6TA

ANFIELD BC 100 MILE TIME TRIAL - 29th May 1989 - D 100/2

EVENT SECRETARY and HANDICAPPER C R Griffiths, 17 The Highway, Hawarden, Deeside, CH5 3DG.

TIMEKEEPER Ian Shaw

ACCIDENTS Jim Williams and John Warriner were both involved in unrelated accidents. Jim was run into by a hit and run driver, John was struck in the face by a stone thrown up by a passing vehicle. Both are now out of hospital and making complete recoveries. In relation to Jim's accident the police would like to hear from anyone who saw a red Marina, registration SRX 812 S. The Anfield BC Committee would like to thank Nick Stead and Arthur Morey for assisting these two riders.

THANKS Extended those supporting the event as competitors, marshals, timekeepers and those doing all the other jobs.

PRIZE WINNERS

SCRATCH

1st :	Dave Smith - Manchester W	3:59:02
2nd :	Gary Dighton - Team Chiltern	4:05:23
3rd :	Dave Arden - Manchester W	4:15:35
4th :	Brian Sunter - Condor RC	4:17:13
5th :	Ian Butcher - Bedfordshire RCC	4:18:00

HANDICAP PRIZES

1st :	John Clarke - Rutland CC	3:45:54
2nd :	Lyn Taylor - Walsall RCC	3:56:15
3rd :	Jim Ithel - Derby Mercury	3:56:33

NOVICE PRIZE Eric Millington - Mid Shropshire W 4:41:50

VETERAN PRIZES

1st on standard:	G Steers - Rutland CC	+61:54
2nd on standard:	Gordon Thompson - Birkenhead NE CC	+59:33
Fastest :	Brian Sunter - Condor RC	4:17:13

FASTEST AT 50 MILES Dave Smith - Manchester W 1:53:35

FASTEST WOMAN Lyn Taylor - Walsall RCC 5:16:15

FASTEST TRICYCLIST Cliff Tremaine - Kettering ACC 5:4:16

TEAM PRIZES

1st Team :	Manchester W (Dave Smith, Dave Arden, Steve Butterworth)	12:33:09
2nd Team :	Craven CC (Stuart Jackson, Martin Brass, Richard Perriman)	13:35:47

SPORTSMANSHIP PRIZES Anfield Medals Nick Stead and Arthur Morey for stopping to help Jim Williams and John Warriner.



Pos.	No.			25 mile	50 mile	75 mile	100 mile	Hcap Pos	Hcap	Hcap Time	Vet Std	
71	31	K E Butterworth	Manchester W	1:12:53	2:22:16	3:39:39	5:01:44	73	42	4:19:44	19:51	
72	89	W Lloyd	Southport RCC	V	1:12:59	2:21:21	3:39:39	5:01:58	56	48	4:13:58	14:51
73	98	K J Prince	Birkenhead Vics		1:10:41	2:16:43	3:34:19	5:02:00	78	40	4:22:00	
74	29	J Critchley	Wigan W	V	1:15:04	2:22:59	3:40:28	5:03:22	36	54	4:09:22	25:29
75	33	N Walton	Seamons CC	V	1:15:31	2:25:18	3:42:30	5:03:57	52	51	4:12:57	30:12
76	87	C Tremaine	Kettering ACC	TV	1:16:14	2:26:18	3:44:50	5:04:16	82	40	4:24:16	46:41
77	22	P Jackson	South Lancs RC	V	1:12:40	2:21:07	3:40:32	5:04:27	85	38	4:26:27	-1:31
78	62	R P Craig	CC Woking	V	1:14:27	2:23:57	3:40:50	5:07:48	90	38	4:29:48	-11:03
79	83	S J Barrett	Merthyr CC	N	1:13:40	2:22:53	3:44:20	5:08:56	89	40	4:28:56	
80	38	N V Holgate	Southport RCC	V	1:15:34	2:28:06	3:48:45	5:10:52	68	52	4:18:52	13:05
81 *	53	S Connelly	Mersey RC		1:17:46	2:27:03	3:44:32	5:11:29	24	65	4:06:29	
82	93	G Hornby	Southport RC	V	1:15:45	2:27:30	3:46:54	5:11:37	80	48	4:23:37	14:47
83	63	D R Kerr	Mersey RC		1:16:59	2:25:31	3:44:32	5:12:41	74	52	4:20:41	
84	44	A Magee	West Mead Team 88		1:16:43	2:28:03	3:47:28	5:12:44	49	60	4:12:44	
85	78	N K Stead	London East TA	T	1:14:41	2:23:48	3:42:29	5:14:54	61	60	4:14:54	
86	43	D Denman	Mersey RC	V	1:15:54	2:27:57	3:48:05	5:15:58	20	70	4:05:58	0:51
87	6	L E Taylor	Walsall RCC	NL	1:16:17	2:29:06	3:51:07	5:16:15	2	80	3:56:15	
88	64	R Sant	Weaver Valley CC	NV	1:18:36	2:31:26	3:51:23	5:19:28	72	60	4:19:28	8:23
89	102	G Kraemer	A5 Rangers CC	V	1:18:30	2:31:04	3:53:50	5:22:58	99	30	4:52:58	-28:5
90	19	J Maddox	East Liverpool W	V	1:16:27	2:28:46	3:52:53	5:26:18	84	60	4:26:18	9:59
91	27	D Myatt	Ludlow CC	N	1:18:52	2:29:46	3:57:20	5:26:27	97	40	4:46:27	
92 *	14	K D Gowans	V C Halton	V	1:56:01	2:53:31	4:25:35	5:28:55	81	65	4:23:55	-32:1
93	74	B Parsonage	Warwickshire RC	V	1:19:27	2:35:04	4:00:33	5:31:00	91	60	4:31:00	10:20
94	8	W J Pye	Mersey RC	V	1:17:53	2:31:51	3:56:40	5:31:43	92	60	4:31:43	9:37
95	16	J W Taylor	Walsall RCC	V	1:19:26	2:36:25	4:03:08	5:36:43	94	60	4:36:43	-31:2
96	24	T J Barker	Prescot Eagle RC	V	1:16:13	2:30:57	3:59:31	5:39:09	96	56	4:43:09	-15:1
97	58	A Dade	London East TA	T	1:22:35	2:42:37	4:11:04	5:45:46	100	50	4:55:46	
98	3	A G Hill	Vegetarian C&AC	NTV	1:24:47	2:43:52	4:11:15	5:47:59	95	65	4:42:59	21:47
99	2	S J Petersen	Mersey RC	V	1:25:32	2:44:56	4:14:14	5:48:36	93	75	4:33:36	-7:16
100	11	T Graystock	Didcot Phoenix CC	TV	1:27:29	2:51:24	4:25:17	6:01:51	98	70	4:51:51	-0:17
101	23	S J Light	Mersey RC		1:31:47	2:38:26	4:34:40	6:19:03	101	65	5:14:03	

DNF

119	J Williams	Weaver Valley CC		1:04:24	2:04:26	3:12:43				Accident	
110	P Holt	Horwich CC		1:02:48	2:02:04						
69	J R Edwards	Walsall RC		1:14:57	2:25:39						
94	G Evans	Merthyr CC	V	1:20:13	2:35:12						
17	P Graystock	Didcot Phoenix CC	TLV	1:28:08	2:52:51						
40	B Morris	Mid Shropshire W	V	1:07:07							
70	J Furniss	Brereton W	V	1:09:21							
85	T Warriner	Preston W		1:12:57		Accident					
84	A H Morey	Horwich CC	V	1:13:29		Stopped to assist					
5	M C Gibson	Birkenhead Vics CC		1:25:45							
18	K Taylor	Warrington RC		1:27:20		Number missing					
9	E B Smith	Lincoln W	V								
113	J Thompson	L'pool Century RC	V								

Number 53 includes 1 minute late start

Number 14 includes 19 minutes late start

DNS 13 55 67 75 103 105

SPONSORED CLUBS

A5 Rangers CC	DLB Classic/Couriers
Birkenhead CC	D.M.S.I.
Birkenhead NE CC	Relay
Horwich CC	Partingtons Cycles/Lusso
Lincoln W	Linpave
Manchester W	Austin Trumanns Steel
Mercia CC	Scomarr
Prescot Eagle RC	Atlas Alarms/Lusso
Southport RCC	Corton Beach PLC/Freezrite
Wigan W	Oliver Somers
Wrexham RC	Fibrax

CATEGORIES

L	Woman
N	Novice
T	Tricyclist
V	Veteran

Handwritten Title

Handwritten text

Handwritten text

Handwritten text

Handwritten text

Handwritten text

Handwritten text

Handwritten text

Handwritten text

RESULT of ANFIELD BC 100 MILE TIME TRIAL 28th May 1990 - D100/2

EVENT SECRETARY and HANDICAPPER	C R Griffiths, 17 The Highway, Hawarden, Deeside, CH5 3DG		
TIMEKEEPER	Ian Shaw		
PRIZE WINNERS			
SCRATCH	1st	A Wilkinson - Port Sunlight W	4:7:35
	2nd	N V Lewis - Bynea CC	4:13:37
	3rd	A Roberts - Team Kronos	4:15:02
	4th	S W Jackson - Craven CC	4:18:05
	5th	P Bland - Sheffield Racing CC	4:19:46
HANDICAP	1st	J Viney - Prescot Eagle RC	3:49:18
	2nd	S Cornish - Mid Shropshire W	4:01:46
	3rd	S W Jackson - Craven CC	4:02:05
VETERANS	1st on standard:		
		R F Longstaff - Tyne Velo	+66:16
	2nd on standard:		
		G Steers - Rutland CC	+64:27
		Fastest: J S Leach - Rossendale RC	4:28:09
FASTEST AT 50 MILE		A Wilkinson - Port Sunlight W	2:02:46
FASTEST WOMAN		Mrs C Roberts - Team Kronos	4:32:51
FASTEST TRICYCLIST		C Tremaine - Kettering ACC	5:03:28
TEAM	1st - Mid Shropshire W		
		K R Silvester	4:25:19
		D A Whiley	4:33:26
		S Cornish	4:51:46
			13:50:31
	2nd - Mersey RC		
		J Williams	4:27:15
		D Williams	4:40:02
		S J Kearne	4:48:09
			13:55:26
THANKS	To timekeepers, marshals, drink hander-uppers, tea and cake makers, and everyone who helped make the event a success. See you in '91.		

Pos.	No.			25 mile	50 mile	75 mile	100 mile	Hcap Pos	Hcap	Hcap Time	
71	44	A Magee	West Mead Team 88	1:14:27	2:32:49	3:56:05	5:17:19	46	60	4:17:19	
72	103	C L N Gray	Craven CC	1:13:43	2:34:26	4:03:48	5:30:13	78	30	5:00:13	
73	29	M J Mellor	Birkenhead Vic CC	V 1:11:54	2:32:37	3:59:35	5:32:02	68	60	4:32:02	-33:33
74	9	C J Anslow	Wolverhampton W	V 1:17:40	2:41:36	4:11:12	5:35:12	40	80	4:15:12	25:25
75	54	Y R Edwards	Walsall Road RC	1:16:05	2:38:24	4:14:42	5:42:12	77	52	4:50:12	
76	14	J Staines	Mildenhall CC	VT 1:21:54	2:50:20	4:20:02	5:46:30	73	70	4:36:30	-8:20
77	59	B Parsonage	Warwickshire RC	V 1:19:57	2:46:04	4:16:10	5:47:18	74	70	4:37:18	-00:55
78	24	E B Smith	Lincoln W	TV 1:26:40	2:57:18	4:28:48	5:55:13	72	80	4:35:13	34:11

DNF

79	P Jackson	South Lancashire RC	V	1:11:30	2:28:11	3:53:38				
25	A Johnson	Birkenhead NE CC	V	1:10:52	2:24:44					
58	W G Jackson	Seamons CC	V	1:10:55	2:28:19					
18	D J Goring	Wrekinsport CC		1:12:40	2:31:45					
13	T J Barker	Prescot Eagle RC	V	1:16:21	2:38:19					
26	S J Barrett	Merthyr CC		1:15:15	2:38:47					
80	D J Ardern	Manchester W		1:01:14						
55	M J Kennerley	Rhyl RC		1:05:25						
51	A J Perrin	Stone W		1:05:30						
62	J K Pardoe	Seamons CC	V	1:08:25						
46	P Walmsley	Birkenhead NE CC	V	1:12:10						
89	B J Lamb	Hemel Hempstead CC	V	1:12:27						
49	K D Gowans	V C Halton	V	1:13:15						
11	P Thompson	Loughboro Students CC		1:14:43						
4	V M Staines	Mildenhall CC	LVT	1:33:05						
19	B G Gammon	Birkenhead Vic CC	V	1:35:01						
70	S K Butterworth	Manchester W								

DNS 1 7 23 33 48 53 63 92 93 94

CATEGORIES

L Woman
T Tricyclist
V Veteran

SPONSORED CLUBS

A5 Rangers CC DLB Classic/Couriers
Birkenhead NE CC Splinter-Relay
Horwich CC Partingtons Cycles/Lusso
Gloucester City CC Mitsubishi Motors/Noah's Ark Cycles
Leicestershire RC Medella-Ralph James Cartons
Lincoln W Linpave
Lyme RC George Longstaff Cycles
Manchester W Austin Trumanns Steel
Mid-Devon RC Devon Sports: Colin Lewis Cycles
Midland C&AC Tudor Sports
Mildenhall CC Dairytime
Prescot Eagle RC Atlas Alarms/Lusso
Rhos on Sea CC Schreiber
St Helens CRC CMA Cycles
Stone W Assos UK Ltd
Wigan W Oliver Somers

RESULT of ANFIELD BC 100 MILE TIME TRIAL
27th May 1991 – D100/2

**EVENT SECRETARY and
HANDICAPPER**

C R 'Ben' Griffiths, 17 The Highway, Hawarden,
Deeside, CH5 3DG

TIMEKEEPER

Bob McNamee

PRIZE WINNERS

SCRATCH

1st	Andy Wilkinson – Port Sunlight W	3:53:22
2nd	Alan Roberts – Crewe Clarion W	4:5:22
3rd	Martin Brass – Craven CC	4:10:37
4th	Phil Guy – Mid Shropshire W	4:13:57
5th	Alfred Hilton – Leigh Premier RC	4:15:11

HANDICAP

1st	Andy Magee – West Mead Team 88	3:52:15
2nd	Garreth Bruff – Craven CC	3:53:00
3rd	Andy Wilkinson – Port Sunlight W	3:53:22

VETERANS

1st on std:	Don Hacking – Birkenhead NECC	+78:30
2nd on std:	George Steers – Rutland CC	+70:46
Fastest:	Phil Guy – Mid Shropshire W	4:13:57

FASTEST FINISHER AT 50 MILES

Andy Wilkinson – Port Sunlight W	1:53:47
----------------------------------	---------

FASTEST WOMAN

Christine Roberts – Crewe Clarion W	4:25:30
-------------------------------------	---------

FASTEST TRICYCLIST

Clifford Tremaine – Kettering ACC	5:12:21
-----------------------------------	---------

FASTEST FIRST 100

Garreth Bruff – Craven CC	4:19:00
---------------------------	---------

TEAM

1st – Craven CC

Martin Brass	4:10:37
Garreth Bruff	4:19:00
Stuart Jackson	4:27:25
	12:57:02

2nd – Mid Shropshire W

Phil Guy	4:13:57
Ned Millington	4:29:49
Keith Silvester	4:33:47
	13:17:33

THANKS

To timekeepers, marshals, drink hander – uppers,
tea and cake makers, and everyone who helped
make the event a success.

25 MILE TIMES

We had some technical problems with the 25 mile times.
The times at Battlefield are included for your interest.

See you on Monday 25th May, 1992.

LATE STARTER

No 83 started as 98. Thirty seconds late start.

DID NOT FINISH

No.			11.37 mile	50 mile	75 mile	
120	I S Cammish	Raleigh	P	24:24	1:52:38	2:51:49
107	K G Austin	Congleton CC		29:15	2:16:30	3:33:22
86	P Woodworth	North Wirral Velo		29:28	2:17:45	
91	M Shaw	Manchester Velo		29:56	2:20:01	
104	P J Green	Gloucester City CC	V	30:19	2:20:47	
97	M R Breckon	Yorkshire RC	V	31:04	2:23:10	
74	F Pickstone	Central Lancs RC	V	31:12	2:25:46	
63	K D Gowans	V C Halton	V	31:17	2:30:37	
14	C T Turner	Newport(Salop) CC	V	32:02	2:36:44	
116	C Walmsley	Birkenhead NECC	V	27:24		
84	N Hanson	Prescot Eagle RC	N	29:34		
41	R Sewell	North Road CC	V	30:30		
27	M Tonge	ABC Centreville		30:48		
23	G Baddley	Wolverhampton W		31:16		
56	M K Sackfield	Leigh Premier RC		33:24		
29	J Staines	Mildenhall CC	VT	35:03		
13	C D Dean	Mid Shropshire W	V	37:22		
19	E B Smith	Lincoln W	VT	39:28		
17	V M Staines	Mildenhall CC	WVT	41:56		
16	S J Peterson	Mersey RC	V	45:48		
24	R Entwistle	V C Halton	V			
32	A J Perrin	Stone W				

DID NOT START

15	M L Johnson	Weaver Valley CC	VT
18	D Myatt	Ludlow CC	
34	C S Pearson	Spen Valley W	V
45	S Wood	Holme Valley W	V
46	D N Hartshorne	Newport (Salop) CC	V
60	S K Butterworth	Manchester W	
70	P Bland	Sheffield Racing CC	
80	G Watts	Horwich CC	
98	B F S Bailey	Seamons CC	V
108	S J Simister	Bolton CRC	V
113	D Turner	Holme Valley W	

CATEGORIES

N	Novice, first Hundred
P	Professional
T	Tricyclist
V	Veteran
W	Woman

SPONSORED CLUBS

Birkenhead NECC	Splinter - relay
Central Lancs RC	Holiday Club Pontins
Horwich CC	Partingtons Cycles/Lusso
Gloucester City CC	Mitsubishi Motors/Noah's Ark Cycles
Lincoln W	Linpave
Manchester W	Austin Trumanns Steel
Mildenhall CC	Dairytime
Prescot Eagle RC	Atlas Alarms/Lusso
Southport RCC	Whitfield Heating - Leader Cycles
Stone W	Assos UK Ltd
Wrexham RC	Fibrax

RESULT of ANFIELD BC 100 MILE TIME TRIAL

25th May 1992 – D100/2

EVENT SECRETARY and HANDICAPPER C R 'Ben' Griffiths, 17 The Highway, Hawarden, Deeside, CH5 3DG

TIMEKEEPER Ian Shaw

PRIZE WINNERS

SCRATCH	1st	Andy Wilkinson – Port Sunlight W	3:50:24
	2nd	John French – Manchester W	3:51:39
	3rd	Phil Barlow – Kiveton Park CC	3:58:11
	4th	Robin Bagot – Birkenhead CC	4:02:20
	5th	Alan Roberts – Crewe Clarion W	4:02:23
HANDICAP	1st	John French – Manchester W	3:45:39
	2nd	Kevin Grindley – North Shropshire W	3:46:17
	3rd	Dave Voller – North Wirral Velo	3:47:57
VETERANS	1st on std:	Don Hacking – Birkenhead NECC (60)	+89:36
	2nd on std:	George Steers – Rutland CC (69)	+83:01
	Fastest:	Don Hacking – Birkenhead NECC	4:11:44
50 MILES		Andy Wilkinson – Port Sunlight W	1:55:05
FASTEST WOMAN		Christine Roberts – Crewe Clarion W	4:22:33
FASTEST TRICYCLIST		Brian Moore – Velo Club Cumbria	4:59:34
FASTEST FIRST 100		Robin Bagot – Birkenhead CC	4:02:20
EXTRA PRIZE – 15th place (£10 voucher from Time Trial Weekly)		Nick Spivey – Holme Valley W	4:22:23
TEAM	1st – ABC Centreville	Mervyn Turner	4:15:38
		Martin Tonge	4:29:44
		Mark Riley	4:30:46
	2nd – North Shropshire W		13:16:08
		Dick Johnson	4:21:47
		Kevin Grindley	4:34:17
		Ron Longstaff	4:41:32
		13:41:36	

PERSONAL BESTS

Well done those thirty seven riders doing their best ever 100.

Ascroft Austin Bagot Barlow Brierley Clementson Cowley French Gambles Glover Goodfellow Grindley Hatfield Hayes Hilton Ivell Johnson Leigh Major Mason McGuinness McLoughlin Millington Moore Naylor Newton–Adair Parker Prendergast Prescott Prout Riley Spivey Taylor Thompson Tonge Voller Wilkinson

THANKS

To timekeepers, marshals, drink hander–uppers, tea and cake makers, and everyone who helped make the event a success.

See you on Monday 31st May, 1993.

Pos.	No.			25 mile	50 mile	75 mile	100 mile	Hcap Pos	Hcap	Hcap Time	
1	100	A Wilkinson	Port Sunlight W	0:56:26	1:55:05	2:53:33	3:50:24	6	Scr	3:50:24	
2	70	J French	Manchester W	0:57:04	1:55:53	2:54:41	3:51:39	1	6	3:45:39	
3	95	P P Barlow	Kiveton Park CC	0:59:01	1:58:12	2:58:08	3:58:11	10	6	3:52:11	
4	50	R Bagot	Birkenhead CC	N	0:56:30	1:55:47	2:58:16	4:02:20	23	6	3:56:20
5	60	A Roberts	Crewe Clarion W	1:00:28	2:02:21	3:03:49	4:02:53	36	Scr	4:02:53	
6	55	A Hilton	Leigh Premier RC	1:01:55	2:06:00	3:08:10	4:11:39	19	16	3:55:39	
7	65	D Hacking	Birkenhead NECC	V	1:01:43	2:04:10	3:10:08	4:11:44	25	14	3:57:44
8	47	D Voller	North Wirral Velo	0:59:34	2:02:22	3:07:25	4:11:57	3	24	3:47:57	
9	67	P B Goodfellow	Sheffield University CC	1:01:32	2:06:39	3:11:39	4:13:28	13	20	3:53:28	
10	52	M Turner	ABC Centreville	1:01:04	2:05:22	3:11:17	4:15:38	29	16	3:59:38	
11	37	N Millington	Mid Shropshire W	V	1:03:36	2:08:15	3:12:56	4:17:25	4	28	3:49:25
12	62	R J Chadwick	Tunstall W	1:02:40	2:08:09	3:14:02	4:18:31	38	15	4:03:31	
13	87	C Hayes	Lancashire RC	1:03:08	2:08:30	3:15:45	4:20:38	31	20	4:00:38	
14	25	R E Johnson	North Shropshire W	V	1:05:11	2:11:29	3:17:29	4:21:47	21	26	3:55:47
15	20	N Spivey	Holme Valley W	1:04:42	2:12:00	3:18:17	4:22:23	11	30	3:52:23	
16	85	B D Morgan	Merthyr CC	1:03:14	2:07:18	3:13:42	4:22:29	58	12	4:10:29	
17	45	C Roberts	Crewe Clarion W	W	1:05:25	2:13:18	3:19:02	4:22:33	48	16	4:06:33
18	75	R Dadswell	Antelope RT	1:04:34	2:11:15	3:17:46	4:23:11	59	12	4:11:11	
19	35	K P Aiken	South Pennine RC	1:06:32	2:13:18	3:20:17	4:26:41	42	22	4:04:41	
20	83	C T Leigh	Warrington RC	V	1:05:16	2:11:08	3:19:32	4:26:44	17	32	3:54:44
21	86	R D J Butcher	Leeds Wellington CC	1:05:04	2:12:49	3:19:41	4:27:13	27	28	3:59:13	
22	92	P A Hurt	Morley CC	V	1:03:48	2:10:22	3:19:14	4:27:27	66	12	4:15:27
23	71	K G Austin	Congleton CC	1:05:49	2:13:17	3:20:48	4:27:35	24	30	3:57:35	
24	46	A Major	Alton CC	1:05:20	2:12:30	3:18:46	4:27:43	20	32	3:55:43	
25	61	S Plage	Ellesmere Port CC	1:04:55	2:12:57	3:21:37	4:28:23	30	28	4:00:23	
26	51	J L Clarke	Rutland CC	1:04:48	2:14:35	3:22:59	4:29:31	39	26	4:03:31	
27	36	M Tonge	ABC Centreville	1:05:57	2:15:26	3:23:40	4:29:44	15	36	3:53:44	
28	57	W Lloyd	Southport RCC	V	1:03:02	2:10:13	3:20:37	4:29:56	56	20	4:09:56
29	31	M Riley	ABC Centreville	1:04:48	2:12:48	3:21:49	4:30:46	7	40	3:50:46	
30	82	R W Ivell	Kiverton Park CC	NV	1:04:30	2:11:24	3:20:50	4:30:59	64	16	4:14:59
31	97	D J Davies	Wrexham RC	1:06:31	2:16:28	3:26:07	4:33:23	65	18	4:15:23	
32	99	J K Grindley	North Shropshire W	1:06:33	2:14:46	3:23:52	4:34:17	2	48	3:46:17	
33	72	M Wilcox	Holme Valley W	V	1:04:51	2:12:29	3:22:59	4:34:55	69	16	4:18:55
34	18	J P Williams	Mersey RC	1:06:57	2:15:57	3:26:31	4:34:56	52	27	4:07:56	
35	66	W Clementson	Warrington RC	N	1:02:53	2:09:16	3:18:33	4:35:30	49	28	4:07:30
36	96	S A Jackson	Macclesfield W	1:08:10	2:19:19	3:30:26	4:37:41	51	30	4:07:41	
37	53	S Cornish	Mid Shropshire W	1:06:54	2:17:08	3:28:20	4:40:50	35	38	4:02:50	
38	15	I S McNee	Wolverhampton W	1:06:18	2:15:28	3:27:15	4:41:04	37	38	4:03:04	
39	88	G Steers	Rutland CC	V	1:09:20	2:21:13	3:33:02	4:41:46	33	40	4:01:46
40	94	W Prout	ABC Centreville	1:07:44	2:18:30	3:30:33	4:42:29	16	48	3:54:29	
41	93	G Darlington	Liverpool Century RC	V	1:07:24	2:17:34	3:28:55	4:43:07	26	44	3:59:07
42	49	B McGuinness	Southport RCC	V	1:06:55	2:17:08	3:39:30	4:43:30	9	52	3:51:30
43	56	J W Hall	Rutland CC	V	1:08:51	2:21:07	3:34:07	4:43:42	60	32	4:11:42
44	98	P Thompson	Coalville W	1:07:22	2:18:09	3:31:52	4:44:16	28	45	3:59:16	
45	81	M Overton	Morley CC	V	1:05:04	2:14:56	3:28:42	4:44:24	61	31	4:13:24
46	74	P Brierley	Huddersfield RC	N	1:06:32	2:19:22	3:32:40	4:44:58	44	40	4:04:58
47	22	R F Longstaff	North Shropshire W	V	1:09:00	2:20:33	3:33:47	4:45:32	47	40	4:05:32
48	27	D Prendergast	Rhyl RC	N	1:08:48	2:19:40	3:32:25	4:45:56	63	32	4:13:56
49	73	B Davies	Wrexham RC	V	1:08:01	2:19:08	3:34:43	4:46:18	57	36	4:10:18
50	84	J Pilling	Cheshire RC	V	1:10:14	2:22:37	3:37:47	4:48:43	43	44	4:04:43
51	42	M Whiteley	Holme Valley W	V	1:09:41	2:23:51	3:36:15	4:49:05	77	22	4:27:05
52	7	A Magee	Westmead Team 88	1:12:02	2:25:32	3:38:59	4:49:30	14	56	3:53:30	
53	38	G A Fouldes	Rutland CC	V	1:10:34	2:24:05	3:37:49	4:49:42	32	48	4:01:42
54	23	J Mason	Birkenhead Vic CC	1:10:34	2:23:10	3:37:14	4:53:04	45	48	4:05:04	
55	13	M Glover	Rutland CC	1:10:03	2:22:49	3:38:30	4:53:50	62	40	4:13:50	
56	26	A Parker	Mersey RC	NV	1:10:41	2:23:49	3:39:44	4:54:48	34	52	4:02:48
57	28	N Naylor	Walsall RC	V	1:08:56	2:23:45	3:40:45	4:54:48	8	64	3:50:48
58	76	S J Barrett	Merthyr CC	1:09:40	2:22:48	3:39:20	4:54:59	75	30	4:24:59	
59	33	M Turner	Holme Valley W	1:11:39	2:26:06	3:41:59	4:55:15	18	60	3:55:15	
60	68	F Newton-Adair	Birkenhead Vic CC	N	1:11:09	2:25:00	3:40:12	4:55:39	67	40	4:15:39
61	32	E G Sumner	Beacon RCC	V	1:13:03	2:28:02	3:42:34	4:57:32	50	50	4:07:32
62	12	LE A Taylor	Walsall RC	W	1:12:32	2:26:52	3:43:54	4:57:38	12	65	3:52:38
63	89	A L Holland	Ellesmere Port CC	1:10:44	2:23:57	3:47:14	4:59:26	54	50	4:09:26	
64	34	B Moore	Velo Club Cumbria	T	1:11:40	2:26:21	3:42:45	4:59:34	5	70	3:49:34
65	39	A S Ascroft	Lancashire RC	1:09:29	2:23:08	3:42:39	5:01:15	22	65	3:56:15	
66	59	JC Hoare	Birkenhead Vic CC	V	1:10:58	2:26:02	3:43:11	5:01:16	53	52	4:09:16
67	48	A Thomas	Holme Valley W	V	1:13:02	2:28:49	3:46:15	5:04:02	71	44	4:20:02
68	21	C Keeton	Rutland CC	V	1:12:30	2:27:49	3:48:04	5:09:46	55	60	4:09:46
69	63	C Tremaine	Kettering Amateur CC	TV	1:13:53	2:29:38	3:47:05	5:10:01	73	48	4:22:01
70	91	W A Baker	Stourbridge CC	1:15:24	2:33:19	3:56:38	5:13:30	81	32	4:41:30	

Pos.	No.			25 mile	50 mile	75 mile	100 mile	Hcap Pos	Hcap	Hcap Time	
71	8	J Hatfield	Ravensthorpe CC	V	1:14:36	2:33:13	3:54:06	5:13:43	40	70	4:03:43
72	10	D J Keeler	Vegetarian C&AC	V	1:16:38	2:35:46	3:55:58	5:13:54	68	58	4:15:54
73	58	PA Gambles	Walsall RC	NV	1:15:58	2:35:21	3:56:41	5:16:05	79	48	4:28:05
74	54	M J Prescott	Central Lancs RC	N	1:13:46	2:32:18	3:55:04	5:17:47	78	50	4:27:47
75	9	P J Haywood	North Shropshire W	V	1:15:23	2:33:32	3:55:24	5:18:48	80	50	4:28:48
76	44	A Munro	Central Lancs RC	V	1:14:48	2:33:43	3:59:23	5:21:04	72	60	4:21:04
77	14	P Yates	Otley CC	V	1:16:02	2:36:26	4:01:07	5:21:20	76	56	4:25:20
78	19	M Cowley	Velo Club Cumbria	NTV	1:17:16	2:36:51	4:00:26	5:23:49	41	80	4:03:49
79	17	J W Taylor	Walsall RC	V	1:18:41	2:39:42	4:04:03	5:27:38	70	68	4:19:38
80	11	D A Beacall	Birkenhead Vic CC	V	1:18:18	2:40:55	4:10:41	5:40:15	46	95	4:05:15
81	24	M R Purser	Charlotteville CC	TV	1:24:45	2:52:42	4:22:15	5:42:53	74	80	4:22:53

DID NOT FINISH

No.				25 mile	50 mile	75 mile
43	L A McLoughlin	Ellesmere Port CC	N	1:02:57	2:08:55	3:20:31
41	A Johnston	Birkenhead NECC	V	1:07:21	2:17:56	
78	K J Prince	Birkenhead Vic CC		1:08:56	2:22:09	
64	R Williams	Stafford RC	V	1:12:02	2:29:23	
79	M Armstrong	Liverpool Century RC		1:11:36	2:29:59	
69	D G Spragget	Mid Shropshire W	V	1:18:35	2:40:42	
16	P Martin	Ratae RC	T	1:22:44	2:50:16	
80	P Holt	Horwich CC		0:58:50		
40	D K Fearon	Weaver Valley CC		1:03:30		
6	S J Petersen	Mersey RC	V	1:28:23		
90	N V Lewis	Bynea CC				

DID NOT START

30	M J Cole	Huddersfield RC	V
77	P A Spencer	Liverpool Century RC	
29	D Myatt	Ludlow CC	V

CATEGORIES

N	Novice, first Hundred
T	Tricyclist
V	Veteran
W	Woman

SPONSORED CLUBS

Antelope RT	Radford Chartered Accountants
Birkenhead NECC	Splinter-Relay
Central Lancs RC	Holiday Club Pontins
Horwich CC	Partingtons Cycles
Huddersfield RC	P Brook - Salamander
Manchester W	Trumanns Steel
Morley CC	Cyclefit- LA Comida
North Shropshire W	W Hopwood
Southport RCC	Whitfield Heating - Leader Cycles
Tunstall W	Brian Rourke Cycles
Wrexham RC	Fibrax

RESULT OF ANFIELD BC 100 MILE TIME TRIAL

31st MAY 1993 – D100/2

EVENT SECRETARY and HANDICAPPER

CR 'Ben' Griffiths, 17 The Highway, Hawarden,
Deeside, CH5 3DG

TIMEKEEPER

Ian Shaw

PRIZEWINNERS

SCRATCH

1st	Andy Wilkinson – Port Sunlight W	3:59:04
2nd	Dave Cuming – Irish Heritage CC	4:09:13
3rd	Alf Hilton – Leigh Premier RC	4:12:25
4th	Phil Barlow – Kiveton Park CC	4:14:02
5th	Nigel Lewis – Bynea CC	4:14:17

HANDICAP

1st	Dave Cuming – Irish Heritage CC	3:47:13
2nd	Michael Glover – Rutland CC	3:47:32
3rd	Alf Hilton – Leigh Premier RC	3:48:25

VETERANS

1st on std:	Don Hacking – Birkenhead NECC (61)	+74:10
2nd on std:	George Steers – Rutland CC (70)	+65:24
Fastest:	Richard Johnson – North Shropshire W	4:17:43

50 MILES

Andy Wilkinson – Port Sunlight W	1:55:47
----------------------------------	---------

FASTEST WOMEN

Christine Roberts – Crewe Clarion W	4:25:53
-------------------------------------	---------

FASTEST TRICYCLIST (Finisher in TA 50)

Brian Moore – VC Cumbria	5:11:22
--------------------------	---------

FASTEST FIRST 100

Paul Dentith – Stockport Clarion CC	4:22:26
-------------------------------------	---------

TEAM

1st – Mid Shropshire W	
Keith Silvester	4:16:08
Ned Millington	4:23:58
Steve Cornish	4:53:12
	13:33:18
2nd – Kiveton Park CC	
Phil Barlow	4:14:02
Paul Bland	4:31:09
Robert Ivell	4:59:13
	13:44:24

THANKS

To all regular and new helpers, the timekeepers, marshals,
drink providers, cake makers, result board scribes.

WELL DONE

All finishers on a tough morning. Christine Roberts deserves
special mention. She only went back 3:20 on last year to beat
all but thirteen men.

RESULT OF ANFIELD BC 100 MILE TIME TRIAL

30th MAY 1994 – D100/2R

EVENT SECRETARY and HANDICAPPER

CR 'Ben' Griffiths, 17 The Highway, Hawarden,
Deeside, CH5 3DG

TIMEKEEPER

Ian Shaw

PRIZEWINNERS

SCRATCH

1st	Andy Wilkinson – Port Sunlight W	4:00:01
2nd	Phil Barlow – Kiverton Park CC	4:01:42
3rd	Tom Murphy – Kirkby CC	4:06:33
4th	Wally Young – VC Halton	4:09:29
5th	Kevin Jones – Birkenhead NE CC	4:11:08

HANDICAP

1st	Nigel Farr – Mid Shropshire W	3:31:33
2nd	Jim Fumpson – Liverpool Century RC	3:36:31
3rd	John Whitehead – Liverpool Century RC	3:47:31

VETERANS

1st on std:	Don Hacking – Birkenhead NECC (62)	+81:28
2nd on std:	Alan Johnston – Birkenhead NECC (60)	+65:28
Fastest:	Phil Guy – Mid Shropshire W	4:13:11

50 MILES

Andy Wilkinson – Port Sunlight W	1:55:59
----------------------------------	---------

FASTEST WOMEN

Christine Roberts – Crewe Clarion W	4:22:22
-------------------------------------	---------

FASTEST TRICYCLIST

Ben Elliott – Macclesfield W	4:50:55
------------------------------	---------

FASTEST FIRST 100

Wally Young – VC Halton	4:09:29
-------------------------	---------

TEAM

1st – Birkenhead NECC		
	Kevin Jones	4:11:08
	Bas Bucknell	4:18:49
	Don Hacking	4:24:55
		12:54:52
2nd – Mid Shropshire W		
	Phil Guy	4:13:11
	Keith Silvester	4:21:35
	Nigel Farr	4:29:33
		13:04:19

THANKS

To all regular and new helpers, the timekeepers, marshals,
drink providers, cake makers, result board scribes.

LOST ITEMS

Left at Headquarters: 1 fancy racing vest, 1 water bottle.
Please contact Ben Griffiths if you think they are yours.

Pos.	No.			25 mile	50 mile	75 mile	100 mile	Hcap Pos	Hcap*	Finish Time	Vet Std	
66	5	B Manton	Stourbridge CC	V	1:13:31	2:28:57	3:48:53	5:16:59	66	45	4:31:59	-0:10
67	82	S J Barrett	Merthyr CC		1:15:21	2:33:49	3:54:32	5:22:42	70	33	4:49:42	
68	39	G D Scott	Mersey RC	VT	1:17:14	2:37:27	4:00:51	5:28:54	51	80	4:08:54	+29:40
69	13	G McDonald	Newport (Salop) CC	V	1:15:35	2:46:07	4:09:26	5:45:31	69	70	4:35:31	+33:41
70	59	B Parsonage	Warwickshire RC	V	1:20:54	2:44:06	4:11:14	5:48:51	67	75	4:33:51	+8:05

LATE START

48 P Packwood Cannock CRC 1 minute late

DID NOT FINISH

62	R J Fry	Willesden CC		1:04:02	2:09:28
58	M J Kennerley	Rhyl RC		1:05:40	2:11:35
76	R Ivell	Kiveton Park CC	V	1:07:00	2:18:12
18	J C Hoare	Birkenhead Vic CC	V	1:13:41	2:32:18
14	D P Cahill	Hirwaun W	V	1:25:08	2:55:42
2	S W Heyes	Chester RC	V		
9	A Chandler	Derby Tri Club	W		
44	S Packer	Warwickshire RC	N		
60	R Eperjesi	Elizabethan CC			

DID NOT START

4	E Smith	Lincoln W	VT
10	A Magee	Stockport Clarion	
19	W G Jackson	Seamons CC	V
31	S Stoneman	RT Italia	
32	A M Jones	Ystwyth CC	N
34	I Taylor	Kirkby CC	N
50	N V Lewis	Bynea CC	V
52	M Walmsley	Royal Air Force	N
54	J Hopper	Derby Mercury RC	TV
56	N Cave	Leicester Forest CC	N
57	P Melville	Southport RCC	V
80	N Gardiner	Optimum Performance RT	

CATEGORIES

N Novice, first Hundred
T Tricyclist
V Veteran
W Women

SPONSORED CLUBS

Antelope RT
Birkenhead NECC
Horwich CC
Leicester Forrest CC
Lincoln W

Optimum Performance RT
RT Italia-Ribble
Ystwyth CC

Radford Chartered Accountants
Davies Bros Cycles
Partington Cycles/Lusso
Partridge Homes
Linpave - Ray Inkley Cycles
Royal Oak Aubourn
Sacris, Powerbar
Maxim - Vittoria
Continental Tyres

RESULT OF ANFIELD BC 100 MILE TIME TRIAL

29th MAY 1995 – D100/2R

EVENT SECRETARY and HANDICAPPER

CR 'Ben' Griffiths, 17 The Highway, Hawarden,
Deeside, CH5 3DG

TIMEKEEPER

Ian Shaw

PRIZEWINNERS

SCRATCH

1st	Andy Wilkinson – Port Sunlight W	4:08:28
2nd	Kevin Jones – Birkenhead NECC	4:08:51
3rd	Barry Charley – Wrekingsport CC	4:12:24
4th	Stephen Butterworth – Dukinfield CC	4:13:11
5th	Phil Barlow – Kiveton Park CC	4:18:31

HANDICAP

1st	Robert Booth – Chester RC	3:44:36
2nd	Alan Broadbent – Rhyl RC	3:44:45
3rd	Martin Bowers – Stone W	3:54:10

VETERANS

1st on std:	Arthur Morey – Horwich CC (64)	+ 65:44
2nd on std:	Bill Lloyd – Southport CC (56)	+ 52:53
Fastest:	John Leach – Rossendale RC	4:29:37

50 MILES

Phil Barlow – Kiveton Park CC	1:59:50
-------------------------------	---------

FASTEST WOMEN

Christine Roberts – Crewe Clarion W	4:28:09
-------------------------------------	---------

FASTEST TRICYCLIST

Peter Holland – Southborough & D W	5:51:30
------------------------------------	---------

FASTEST FIRST 100

Alan Broadbent – Rhyl RC	4:26:45
--------------------------	---------

TEAM

1st – Kiveton Park CC	
Phil Barlow	4:18:31
Paul Bland	4:31:28
Rober Ivell	4:55:54
	13:45:53
2nd – Birkenhead NECC	
Kevin Jones	4:08:51
Alan Masterson	4:50:45
Paul Brockley	4:56:59
	13:56:35

THANKS

To all regular and new helpers, the timekeepers, marshals,
drink providers, cake makers, result board scribes.

LOST ITEMS

Left at Headquarters: Mini pump + levers, pair of glasses,
baseball cap, green tee-shirt.
Unclaimed from last year: Tour de France racing vest.

Please contact Ben Griffiths if you think they are yours.

LATE START

47 A Johnston Birkenhead NECC 30 seconds late start penalty

DID NOT FINISH

61	R J McGregor	Oxford City RC		1:07:18	2:13:29	3:23:12
89	A Joyce	Ormskirk CC	V	1:11:50	2:22:05	3:42:08
82	B Davies	Mersey RC	V	1:12:43	2:22:03	3:49:03
8	P Goodman	Glendale C&AC	V	1:18:07	2:36:27	3:55:58
77	W Sanderson	Stockport Clarion CC	N	1:05:41	2:11:40	
41	J Stopforth	Prescot Eagle RC		1:09:58	2:14:52	
84	J Fumpson	Liverpool Century RC		1:11:16	2:22:12	
74	J Whitehead	Liverpool Century RC		1:12:04	2:23:08	
9	W G Parsonage	Warwickshire RC	V	1:23:36	2:52:28	
33	S Gloster	Coventry RC	V	1:14:02		
10	M Riley	ABC Centreville		1:14:22		
88	J Hatfield	Ravensthorpe CC	V	1:14:43		
64	M Armstrong	Liverpool Century RC		1:15:23		
48	P Thompson	Leicester Forest CC		1:15:49		
19	B Bailey	Seamons CC	V	1:17:03		
43	B Pudney	Wolverhampton W	V	1:19:54		

DID NOT START

	4	S Packer	Warwickshire RC
	27	B M Boon	Severn RC
*	30	T Murphy	Kirkby CC
	36	S A Jackson	Macclesfield W
	37	P Kavanagh	VC Halton
*	40	P Guy	Mid Shropshire W
*	44	P Dean	Hillingdon CC
	78	N Guy	Vegetarian C & AC

* Apology received.

CATEGORIES

N	Novice, first Hundred
T	Tricyclist
V	Veteran
W	Women

SPONSORED CLUBS

Birkenhead NECC	Davies Bros Cycles
CC 90	Avatil – Bike Factory
Leicester Forest CC	Partridge Homes
Oswestry Paragon CC	Stuart Barkley Cycles
Prescot Eagle RC	Atlas Alarms – Lusso Clothing
Wrekinsport CC	Parker Mail Order – Carnac – MET

ANFIELD B.C. 100 MILE TIME TRIAL

UNDER R.T.T.C. REGULATIONS

Result Sheet

27th May 1996

Event Secretary :- Colin Werner 'Green Bank Cottages', Rhydatafog,
Mold, Flintshire.C47 4LF.
01824 780455

Handicapper :- C.R.'Ben' Griffiths

Time Keepers :- Ian Shaw Bob McNamee Eric Fogg (50 miles)

PRIZE WINNERS

<u>Scratch</u>	1st	No.100	Andy Wilkinson	Port Sunlight Whs	4.00.05
	2nd	No.90	Keith Murray	Army C.U.	4.07.07
	3rd	No.40	Paul Costain	Port Sunlight Whs	4.09.59
	4th	No.60	Colin Wallace	Hiwaun Whs	4.12.13
	5th	No.15	Allan Broadbent	Rhyl R.C.	4.14.18
<u>Handicap</u>	1st	No.15	Allan Broadbent	Rhyl R.C.	3.38.18
	2nd	No.98	Steve Barrett	Merthyr C.C.	3.02.29
	3rd	No.84	Hugh Canning	Wallsall R.C.	3.45.03
<u>Veterans</u>	1st on std	No.33	George Steers	Rutland C.C.	
	2nd on std	No.52	Arthur Morley	Horwich C.C.	
	Fastest Vet	No.65	Steve Williams	Wrexham R.C.	4.16.33
<u>50 miles</u>		No.60	Colin Wallace	Hiwaun Whs	1.56.15
<u>Fastest women</u>		No.95	Christine Roberts	Crewe Clarion	4.23.52
<u>Fastest tricyclist</u>		No.19	Martin Purser	Charlotteville C.C.	6.07.38
<u>Fastest novice</u>		No.20	William Sanderson	Stockport Clarion	4.36.15
<u>1st Team prize</u>		No.100	Andy Wilkinson	Port Sunlight Whs	4.00.05
		No.40	Paul Costain	Port Sunlight Whs	4.09.59
		No.83	Jason Costain	Port Sunlight Whs	4.53.22
					<u>13.03.26</u>
<u>2nd team prize</u>		No.21	W. Sanderson	Stockport Clarion	4.36.15
		No.26	J. Mortel	Stockport Clarion	4.39.20
		No.89	D. Hewitt	Stockport Clarion	4.41.38
					<u>12.57.13</u>

Lost Property

One pair of trainers left at school, please contact event secretary.

Unauthorised pitching of tents at event HQ.

Several tents were pitched, unauthorised, overnight within the school grounds. This practise is unacceptable to the schools headmaster. Unfortunately as a result, the school may no longer be available to the Anfield and other cycling clubs. The Club has donated £25 by way of an apology to the school's colour printer fund in the interests of good sportsmanship and relations with the school those responsible are asked to come forward and match the clubs donation. We would be grateful if they would contact the event secretary.

For the future, competitors should note that overnight camping is not allowed at the school under any circumstances.

os'n	No.	Name	Club		H'cap	50 miles	100 miles	Handicap	Plus
1	100	A Wilkinson	Port Sunlight Whs		Scr	1.57.37	4.00.05	4.00.05	
2	90	K Murray	Army CU		Scr	1.57.32	4.07.07	4.07.07	
3	40	P Costain	Port Sunlight Whs		16	2.04.07	4.09.59	3.53.59	
4	60	CR Wallace	Hirwaun Whs		9	1.56.15	4.12.13	4.03.13	
5	15	A Broadbent	Rhyl RC		36	2.04.15	4.14.18	3.38.18	
6	85	R Haigh	Seamons CC		21	2.04.24	4.14.43	3.53.43	
7	65	S Williams	Wrexham RC	V	23	2.02.26	4.16.33	3.53.33	+37.29
8	50	P Guy	Mid-Shropshire Whs	V	15	2.04.23	4.16.58	4.01.58	+52.56
9	21	P Packwood	Cannock CRC		36	2.05.00	4.22.39	3.46.39	
10	95	C Roberts	Crewe Clarion Whs	W	21	2.09.32	4.23.52	4.02.52	
11	31	M Tonge	Rossendale Tri C		30	2.06.44	4.26.54	3.56.54	
12	25	A Pudsey	Hereford Whs	V	26	2.11.22	4.27.23	4.01.23	+42.28
13	71	K Bailey	Seamons CC		28	2.10.35	4.28.10	4.00.10	
14	96	D Brabbin	Wigan Whs C & AC		32	2.09.01	4.29.25	3.57.25	
15	70	C Hayes	Liverpool Century		8	2.06.30	4.30.14	4.22.14	
16	72	B Davies	Mersey RC	V	39	2.12.29	4.32.25	3.53.25	+51.32
17	66	N Millington	Oswestry Paragon CC	V	33	2.10.12	4.33.12	4.00.12	+41.15
18	41	P Walkington	Horwich CC	V	30	2.11.46	4.35.03	4.05.03	+46.32
19	98	S Barrett	Merthyr CC		53	2.10.06	4.35.29	3.42.29	
20	86	M Chatburn	Liverpool Century		33	2.07.01	4.36.04	4.03.04	
21	20	W Sanderson	Stockport Clarion	N	25	2.11.50	4.36.15	4.11.15	
22	16	A Rimmer	Birkenhead Victoria	N	44	2.13.06	4.37.08	3.53.08	
23	91	A Old	Birkenhead NE		26	2.10.36	4.37.10	4.11.10	
24	45	R Francis	Horwich CC		25	2.10.16	4.38.47	4.13.47	
25	84	H Canning	Walsall RC	V	54	2.16.26	4.39.03	3.45.03	+40.09
26	17	J Mortel	Stockport Clarion		50	2.11.01	4.39.20	3.49.20	
27	61	P Root	Holme Valley Whs	V	30	2.14.05	4.40.07	4.10.07	+25.08
28	89	D Hewitt	Stockport Clarion		54	2.12.14	4.41.38	3.47.38	
29	75	K Austin	Congleton CC		22	2.17.42	4.42.24	4.20.24	
30	51	L Taylor	Walsall Roads CC	W	30	2.16.00	4.43.04	4.13.04	
31	93	K Moreland	RAF CC	N	45	2.13.09	4.44.49	3.59.49	
32	52	A Morey	Horwich CC	V	43	2.16.46	4.45.12	4.02.12	+68.58
33	48	D Lloyd	Mersey RC	NV	56	2.19.14	4.45.25	3.49.25	+22.08
34	42	G Hill	Dukinfield CC		43	2.17.47	4.46.19	4.03.19	
35	92	B Bonnick	Wolverhampton Whs	V	36	2.20.31	4.46.45	4.10.45	+49.32
36	81	M Wilcox	Holme Valley Whs	V	28	2.19.37	4.48.15	4.20.15	+23.54
37	58	S Wainwright	Mid-Shropshire Whs	N	56	2.18.57	4.51.10	3.55.10	
38	83	J Costain	Port Sunlight Whs	N	46	2.20.19	4.53.22	3.07.22	
39	47	B Pudney	Wolverhampton Whs	V	48	2.23.11	4.53.23	3.05.23	+42.54
40	33	G Steers	Rutland CC	V	55	2.21.55	4.53.46	3.58.46	+82.05
41	12	R Baker	ABC Centreville		52	2.22.00	4.54.14	4.02.14	
42	67	R Naylor	Walsall Roads CC	V	47	2.27.21	4.55.50	4.08.50	+18.37
43	26	A Masterson	Birkenhead NE	V	35	2.22.06	4.56.24	4.21.24	+49.56
44	53	W Prout	ABC Centreville	V	52	2.26.16	4.57.28	4.05.28	-3.26
45	77	B Dean	Southport CC	V	45	2.20.33	4.59.09	4.14.09	-5.07
46	59	D Edwards	Walsall Roads CC	V	65	2.16.44	4.59.16	3.54.16	+5.59
47	22	R Porter	ABC Centreville	V	44	2.17.46	5.00.49	4.16.49	+20.46
48	9	A Magee	Stockport Clarion		55	2.25.48	5.06.45	4.11.45	
49	23	T Fouldes	Rutland CC	V	55	2.27.41	5.06.51	4.11.51	+60.41
50	10	J Hankey	Warrington RC	N	42	2.32.42	5.07.46	4.25.46	
51	64	R Almond	Wolverhampton Whs	WV	68	2.28.06	5.08.30	4.00.30	+64.32
52	24	R Williams	Mersey RC	V	70	2.29.33	5.09.48	3.59.48	+34.03
53	79	M Armstrong	Liverpool Century		65	2.26.02	5.12.26	4.07.26	

Pos'n	No.	Name	Club	H'cap	50 miles	100 miles	Handicap	Plus
54	94	R Haight	Holme Valley Whs	V	54	2.24.28	5.12.45	4.18.45
55	29	J Viney	Prescot Eagle RC	V	62	2.29.01	5.15.06	4.13.06
56	69	K Smith	Sherwood CC	WV	68	2.34.37	5.21.36	4.13.36
57	78	P Conningham	Dukinfield CC	N	50	2.24.31	5.21.47	4.31.47
58	13	P Cull	Mersey RC		90	2.36.59	5.29.20	3.59.20
59	18	P Gambles	Walsall Roads CC	V	65	2.38.20	5.37.44	4.32.44
50	19	M Purser	Charlottesville CC	TV	80	3.05.34	6.07.38	4.47.38
61	44	P Nelson	Adoror RC	V	70	2.58.14	6.08.56	4.58.56
62	76	N Farr	Mid Shropshire Whs	V	33	2.08.40	DNF	
63	82	D Shearing	Stockport Clarion		38	2.16.44	DNF	
64	88	M Davies	Merthyr CC	N	50	2.22.00	DNF	
65	99	G Darlington	Liverpool Century	V	55	2.23.06	DNF	
66	43	M Broadbent	Rhyl RC	V	55	2.24.02	DNF	
67	34	B Jones	ABC Centreville	V	68	2.26.54	DNF	
68	54	W Parsonage	Warwickshire RC	V	70	2.48.55	DNF	
69	11	R Grey	Merseyside Whs	V	46		DNF	
70	38	S Doherty	Mersey RC	NV	60		DNF	
71	39	P Dearly	ABC Centreville	V	80		DNF	
72	97	B Boon	Severn RC	W	45		DNF	
73	14	D Cahill	Hirwaun Whs	NV	~		DNF	
74	27	M Riley	ABC Centreville	N	45		APPOL	
75	28	M Smith	VC Halton		50			
76	30	T Cameron	St Helens CRC	V	17			
77	32	P Kay	Birkenhead NE	V	40			
78	35	G Weir	New Brighton CC	N	25			
79	36	P Sexton	Warrington RC		34			
80	37	P Kavanagh	VC Halton		48			
81	46	A Bibby	VC Halton	V	34			
82	49	S Heyes	Chester RC	V	65			
83	55	K Aitken	South Pennine RC		24			
84	56	P Leigh	Kent Valley RC	N	34			
85	57	A Ashcroft	Lancashire RC		47			
86	62	A Harris	Stourbridge CC	V	42			
87	63	P Cawley	Carneddau Tri	N	~			
88	68	P Scott	East Liverpool Whs	N	56			
89	73	R Marchant	Carneddau Tri	N	~			
90	74	E Summer	Beacon Roads CC	V	60			
91	80	R Eperjesi	Elizabethan CC		5			
92	87	S Jackson	Macclesfield Whs		45			

Categories

Sponsored Clubs

- N Novice, first hundred
- T Tricyclist
- V Veteran
- W Women

- Wrexham RC
- New Brighton CC
- Oswestry Paragon CC
- Prescot Eagle RC
- Birkenhead NE
- Fibrax
- Barlow-Crudon
- Stuart Barkeley Cycles
- Atlas Alarms-Lusso
- Davies Bros Cycles

Thanks
 As Event Secretary I would like to thank all our new and regular helpers, the timekeepers, marshalls, drink runners, cake makers and result board scribes for making this event possible.

Anfield Bicycle Club

Founded 1879

Results Of The One Hundred Mile Time Trial Held On 26th May 1997

Held Under R.T.T.C. Regulations

Event Secretary :- Tony Pickles, 22 Plys-y-Wern, Sychdyn, Mold, Flintshire, CH7 6BJ, 01352 759463
Timekeepers :- Ian Shaw Bob McNamee Eric Fogg (50 miles)
Handicapper :- Ben Griffiths

Scratch Prizes

1st Prize	45	Dave Birch	Stourbridge CC	3.59.22	£50.00
			WR Donovan Trophy for a year		
			Plus £25.00 Parker Cycles Voucher		£25.00
2nd Prize	70	Glen Longland	Radford Accounts, Horton Light Eng	4.02.33	£40.00
3rd Prize	40	Paul Costain	Port Sunlight Wheelers	4.02.37	£30.00
4th Prize	30	Collin Wallace	Hirwaun Wheelers	4.06.23	£20.00
5th Prize	10	Phil Pearce	Withington Wheelers	4.09.17	£10.00

Handicap Prizes

1st Prize	24	David Halewood	Team Velo Sport	3.42.35	£25.00
2nd Prize	53	Geoff Ayers	Abercynon Road Club	3.43.29	£15.00
3rd Prize	29	Steve Wainwright	Mid Shropshire Wheelers	3.43.41	£10.00

Veteran Prizes

1st on standard	11	Brian Davies	Mersey Roads Club	+59.57	£20.00
2nd on standard	25	Phil Guy	Mid Shropshire Wheelers	+59.51	£10.00
Fastest Vet	70	Glen Longland	Radford Accounts, Horton Light Eng	4.02.33	£10.00

<u>Fastest Novice</u>	10	Phil Pearce	Withington Wheelers	4.09.17	£10.00
-----------------------	----	-------------	---------------------	---------	--------

<u>Fastest at 50 miles</u>	45	Dave Birch	Stourbridge C.C.	1.56.46	£10.00
----------------------------	----	------------	------------------	---------	--------

<u>Fastest Lady</u>	36	Christine Roberts	Crewe Clarton C.C.	4.25.29	£10.00
---------------------	----	-------------------	--------------------	---------	--------

<u>Fastest Tricyclist</u>	58	Jim Hopper	Derby Mercury R.C.	5.09.28	£10.00
---------------------------	----	------------	--------------------	---------	--------

Fastest Team

		<u>Silver</u>			
26	Jason Costain	Portsunlight Wheelers	4.41.49		
37	Steven Brennan	Portsunlight Wheelers	4.25.07		
40	Paul Costain	Portsunlight Wheelers	4.02.37		
			<u>13.09.33</u>		
		<u>Bronze</u>			
25	Phil Guy	Mid Shropshire Wheelers	4.13.00		
29	Steve Wainwright	Mid Shropshire Wheelers	4.33.41		
61	Nigel Farr	Mid Shropshire Wheelers	4.32.06		
			<u>13.18.47</u>		

Event Sec's Note Many thanks to all riders for entering our event, I hope now your legs have recovered you can look back and say you did enjoy it after all. To the marshalls I offer my congratulations in a job well done. The Mersey Road Club again assisted with the drinks stations, well done, in what can be an exhausting job.

Pos'n	Start No.	Name	Club	Cat	H'cap	Vets Std	Handicap	50 miles Actual	100 miles Actual
1	45	D. Birch	Stourbridge CC		14		3.45.22	1.56.46	3.59.22
2	70	G. Longland	RadfordAccounts Horton LE	V	Scr	+53.41	4.02.33	1.57.18	4.02.33
3	40	P. Costain	Port Sunlight Whls		10		3.52.37	2.02.28	4.02.37
4	30	C. Wallace	Hirwaun Wheelers		10		3.56.23	2.01.17	4.06.23
5	10	P. Pearce	Withington Whls		22		3.47.17	2.03.12	4.09.17
6	50	S. Butterworth	Dukinfield CC		4		4.07.29	2.03.04	4.11.29
7	66	S. Hankey	Warrington RC		24		3.47.37	2.02.46	4.11.37
8	25	P. Guy	Mid Shropshire Whls	V	17	+59.51	3.56.00	2.03.56	4.13.00
9	46	A. Hilton	Stretford Whls		26		3.47.31	2.04.46	4.13.31
10	55	D. Brabbin	Wigan Whls C & AC	V	12	+34.36	4.07.26	2.08.02	4.19.26
11	52	L. Hewitson	Stourbridge CC		26		3.54.40	2.06.48	4.20.40
12	53	G. Ayers	Abercynon RC		38		3.43.29	2.08.20	4.21.29
13	31	S. Williams	Wrexham Rc	V	22	+31.26	4.02.38	2.03.50	4.24.38
14	37	S. Brennan	Port Sunlight Whls		34		3.51.07	2.08.15	4.25.07
15	36	C. Roberts	Crewe Clarion Whls	L	25		4.00.29	2.11.30	4.25.29
16	11	B. Davies	Mersey Roads Club	V	31	+59.57	3.55.27	2.14.05	4.26.27
17	22	P. McAllister	Seamons CC		30		3.58.52	2.08.51	4.28.52
18	61	N. Farr	Mid Shropshire Whls	V	20	+26.23	4.12.06	2.12.49	4.32.06
19	24	D. Halewood	Team Velo Sport		50		3.42.35	2.09.01	4.32.35
20	21	C. Leslie	Team Velo Sport		22		4.10.43	2.21.23	4.32.43
21	42	A. Pudsey	Hereford Whls	V	28	+37.13	4.04.56	2.10.36	4.32.56
22	47	H. Canning	Walsall RC	V	34	+49.34	3.59.01	2.14.21	4.33.01
23	6	D. Baker	Team Velo Sport	V	35	+29.36	3.58.20	2.12.20	4.33.20
24	29	S. Wainwright	Mid Shropshire Whls		50		3.43.41	2.13.04	4.33.41
25	12	J. Churton	Derby Mercury RC		40		3.54.59	2.15.44	4.34.59
26	48	E. Hargraves	Cardiff 100 miles RCC	V	45	+34.25	3.50.26	2.17.13	4.35.26
27	62	C. Hayes	Liverpool Century RC		26		4.10.15	2.12.57	4.36.15
28	16	S. Cornish	Mid Shropshire Whls	V	30	+34.24	4.07.50	2.14.17	4.37.50
29	32	L. Taylor	Walsall Roads CC	L	30		4.08.59	2.15.50	4.38.59
30	67	P. Ware	Wigan Whls C & AC		31		4.08.32	2.15.52	4.39.32
31	56	S. Greenland	Maidenhead & Dist CC	V	25	+23.21	4.14.35	2.13.46	4.39.35
32	26	J. Costain	Port Sunlight Whls		25		4.16.48	2.16.15	4.41.49
33	17	W. Sanderson	Stockport Clarion		40		4.05.12	2.11.59	4.45.12
34	59	S. McBride	Phoenix CC	V	52	+53.13	3.53.35	2.20.45	4.45.35
35	68	S. Jackson	Macclesfield Whls		45		4.04.11	2.20.50	4.49.11
36	28	G. Darlington	Liverpool Century RC	V	46	+39.10	4.03.41	2.21.47	4.49.41
37	27	D. Armstrong	Stockport Clarion		35		4.15.05	2.23.09	4.50.05
38	4	B. Prout	ABC Centreville	V	56	+4.45	3.55.29	2.25.50	4.51.29
39	63	A. Rimmer	Birkenhead Vics CC		36		4.20.33	2.15.34	4.56.33
40	57	R. Ivell	Kiveton Park CC	V	32	+20.37	4.28.58	2.17.52	5.00.58
41	54	A. Priest	Elizabethan CC		50		4.14.21	2.21.53	5.04.21
42	18	P. Winwood	Walsall Roads CC		48		4.18.03	2.22.31	5.06.03
43	19	M. Armstrong	Liverpool Century RC	V	62	+47.19	4.04.43	2.29.03	5.06.43
44	58	J. Hopper	Derby Mercury RC	VT	45	+46.47	4.24.28	2.32.00	5.09.28
45	23	R. Almond	Wolverhampton Whls	LV	38	+27.04	4.33.44	2.29.44	5.11.44
46	34	E. Sumner	Beacon Roads CC	V	50	+31.51	4.22.00	2.37.04	5.12.00
47	39	F. Newton-Adair	Ellesmere Port CC	V	68	-2.23	4.04.14	2.29.58	5.12.14
48	44	D. Parry	Birkenhead NE	V	50	+1.41	4.25.08	2.39.34	5.15.08
49	8	G. Lewis	Hounslow & Dist Whls	VT	56	+41.17	4.24.16	2.39.28	5.20.16
50	14	P. Gambles	Walsall Roads CC	V	62	-12.38	4.34.35	2.38.27	5.36.35
51	3	M. Purser	Lincoln Wheelers	VT	100	+0.27	4.07.45	2.54.09	5.47.45
52	9	W. Parsonage	Warwickshire RC	V	90	-0.40	4.35.27	2.56.09	6.05.27
53	69	M. Gibson	Birkenhead Vics CC		48		5.34.13	2.28.22	6.22.13
54	51	R. Eperjesi	Elizabethan CC		20			2.01.59	D.N.F.
55	65	W. Young	VC Halton		12			2.02.05	D.N.F.
56	41	P. Packwood	Manchester Whls		21			2.11.51	D.N.F.
57	49	L. Green	Stourbridge CC	L	50			2.21.24	D.N.F.
58	43	A. Johnston	Birkenhead NE	V	38			2.25.41	D.N.F.
59	7	I. Duncan	Manchester Whls		46			2.28.07	D.N.F.
60	5	P. Bland	Kiveton Park CC	V	26	D.N.S.			
61	13	P. Evans	New Brighton CC		50	D.N.S.	Apologies received		
62	15	A. Lomas	Tunstall Whls		20	D.N.S.			
63	20	M. Oliver	Kiveton Park CC	V	10	D.N.S.			
64	33	B. Dean	Southport CC	V	38	D.N.S.	Apologies received		
65	35	S. Marchant	South Eastern RC		15	D.N.S.			
66	38	B. Pudney	Wolverhampton Whls	V	45	D.N.S.			
67	60	A. Roberts	Crewe Clarion Whls	V	4	D.N.S.	Apologies received		
68	64	K. Moreland	Royal Air Force CC		45	D.N.S.			

The Results of the Anfield Bicycle Club Open 100 Mile Time Trial

Held under R.T.T.C. Regulations

Held on Spring Bank Holiday
25th September 1998

Officials : Timekeepers :

Ian Shaw
Bob McNamee
Eric Fogg
Ben Griffiths

Course: D100 / 4

Handicapper :

Fastest

100 Dave Birch Stourbridge CC £50.00
Plus £25 Parker Cycles Voucher
Plus Donovan Trophy

Handicap Time	50 miles	100 miles
3.44.50	1.55.17	3.54.50

70 Nikolaus Gardiner Mid Oxon CC £40.00
41 Robin Haigh Seamons CC £30.00
50 Paul Costian Port Sunlight Whls £20.00
80 Ian Butcher Team Sanjan Design £10.00

3.54.58	1.55.00	3.56.58
3.39.58	1.58.54	4.01.58
3.55.37	2.01.44	4.04.37
4.05.12	1.59.00	4.05.12

Fastest on Handicap

41 Robin Haigh Seamons CC £25.00
97 Robert Booth Team Velosport £15.00
44 Eddie Sumner Beacon Roads CC £10.00

3.39.58	1.58.54	4.01.58
3.40.38	2.07.24	4.15.38
3.41.43	2.27.08	5.01.43

Fastest Lady

86 Christine Roberts North Shropshire Whls £30.00
31 Lynne Taylor Walsall RCC £20.00
74 Sarah Corbett Wrekinsport CC £10.00

3.56.39	2.12.10	4.26.39
4.04.18	2.12.37	4.32.18
3.48.49	2.15.03	4.41.49

Fastest Vet

41 Robin Haigh Seamons CC £10.00

3.39.58	1.58.54	4.01.58
---------	---------	---------

Fastest Vet on Standard

30 Derek Hodgins Stockport Clarion £20.00
83 Stan McBride Phoenix C.C. £10.00

+87.16	4.10.18	2.06.16	4.24.18
+67.45	3.53.35	2.13.46	4.33.35

Fastest at 50 Miles

70 Nikolaus Gardiner Mid Oxon CC £10.00

3.54.58	1.55.00	3.56.58
---------	---------	---------

Fastest Trike

13 Jim Hopper Derby Mercury RC £10.00

4.07.39	2.32.50	5.12.39
---------	---------	---------

Fastest team

35 Nigel Farr Mid Shropshire Whls The Ernie Davies Cup
53 Steve Cornish Mid Shropshire Whls (to be held for 1 year)
85 Phil Guy Mid Shropshire Whls

4.00.20	2.07.36	4.20.18	
3.45.22	2.09.55	4.31.22	
4.00.28	2.03.18	4.14.28	13.16.08

51 Steven Hankey Warrington RC Silver Medals
10 Carl Millar Warrington RC
88 Warren Giddins Warrington RC

3.47.11	2.00.43	4.09.11	
3.46.28	2.07.08	4.21.28	
3.54.22	2.15.45	4.40.22	13.10.01

Event Secretary :

Tony Pickles
22 Llys-Y-Wern
Sychdyn
Mold
Flintshire
CH7 6BJ

Phone :
01352 759463

pos'n	Start No.	Name	Club	Cat	H'cap	Vets Std	Handicap	50 miles Actual	100 miles Actual
1	100	Dave Birch	Stourbridge CC	S	10		3.44.50	1.55.17	3.54.50
2	70	Nikolaus Gardiner	Mid Oxon CC	S	2		3.54.58	1.55.00	3.56.58
3	41	Robin Haigh	Seamons CC	V	22	+52.08	3.39.58	1.58.54	4.01.58
4	50	Paul Costian	Port Sunlight Whls	S	9		3.55.37	2.01.44	4.04.37
5	80	Ian Butcher	Team Sanjan Design	S	Scr		4.05.12	1.59.00	4.05.12
6	71	Chris Leslie	Team Velosport	S	20		3.49.02	1.59.31	4.09.02
7	51	Steven Hankey	Warrington RC	S	22		3.47.11	2.00.43	4.09.11
8	85	Phil Guy	Mid Shropshire Whls	V	14	+59.59	4.00.28	2.03.18	4.14.28
9	97	Robert Booth	Team Velosport	S	35		3.40.38	2.07.24	4.15.38
10	81	Phil Pearce	Liegh Premier RC	S	20		3.55.57	2.00.36	4.15.57
11	95	Colin Wallace	Condor Cycles	S	14		4.02.05	1.58.11	4.16.05
12	65	Karl Austin	Congleton CC	S	18		3.58.07	2.06.10	4.16.07
13	60	Stephen Butterworth	Dukinfield CC	S	4		4.12.09	2.00.05	4.16.09
14	55	Geoff Ayers	Abercynon RC	S	18.30		3.57.54	2.05.19	4.16.24
15	61	Jim Gresty	Lyme RC	V	22	+67.18	3.54.39	2.05.53	4.16.39
16	67	Ian Holbrook	Stone Whls	S	36		3.41.54	2.05.14	4.17.54
17	91	Steve Williams	Wrexham Fibrax RC	V	20	+40.26	3.59.03	2.01.06	4.18.03
18	35	Nigel Farr	Mid Shropshire Whls	V	20	+40.25	4.00.20	2.07.36	4.20.18
19	10	Carl Millar	Warrington RC	S	35		3.46.28	2.07.08	4.21.28
20	52	David Bates	Seamons CC	V	35	+55.00	3.47.49	2.06.58	4.22.49
21	26	Nigel Moreland	Weston Whls	S	30		3.57.52	2.09.20	4.23.52
22	15	Tony Boardman	West Pennine RC	V	34	+34.23	3.50.06	2.06.59	4.24.06
23	30	Derek Hodgins	Stockport Clarion	V	14	+87.16	4.10.18	2.06.16	4.24.18
24	96	Mark Wilcox	Holme Valley Whls	V	25	+51.56	3.59.53	2.10.10	4.24.53
25	82	Andrew Eagers	Derby Mercury RC	S	34		3.51.33	2.07.17	4.25.33
26	86	Christine Roberts	North Shropshire Whls	LV	30	+45.30	3.56.39	2.12.10	4.26.39
27	46	Colin Hayes	Liverpool Century RC	S	30		3.56.48	2.06.46	4.26.48
28	16	Edwin Hargraves	Abercynon Whls	V	39	+41.42	3.51.27	2.14.24	4.30.27
29	45	Mike Cotgrave	Westmead Team 88	V	19	+55.53	4.11.31	2.06.40	4.30.31
30	53	Steve Cornish	Mid Shropshire Whls	V	46	+27.07	3.45.22	2.09.55	4.31.22
31	36	Brian Davies	Mersey RC	V	30	+57.01	4.01.50	2.15.13	4.31.50
32	43	Gary Burns	Merseyside Wheelers	S	46		3.46.07	2.11.57	4.32.07
33	31	Lynne Taylor	Walsall RCC	SL	28		4.04.18	2.12.37	4.32.18
34	83	Stan McBride	Phoenix C.C.	V	40	+67.45	3.53.35	2.13.46	4.33.35
35	42	Robert Nelson	Dukinfield CC	S	35		3.59.11	2.14.33	4.34.11
36	75	Bill Lloyd	Southport CC	V	17	+64.14	4.17.34	2.10.53	4.34.34
37	48	Richard Gray	Merseyside Wheelers	V	48	+28.20	3.46.36	2.13.02	4.34.36
38	11	Simon Corbett	Wrekinsport CC	S	46		3.49.13	2.13.48	4.35.13
39	27	Hugh Canning	Walsall RCC	V	38	+48.30	3.57.27	2.13.36	4.35.27
40	99	Kielow Casey	Brereton Whls	S	50		3.47.00	2.12.07	4.37.00
41	62	Chris Mullin	Weaver Valley	V	34	+25.27	4.03.29	2.14.48	4.37.29
42	20	Steve Barrett	Merthyr CC	S	20		4.17.34	2.12.46	4.37.34
43	88	Warren Giddins	Warrington RC	S	46		3.54.22	2.15.45	4.40.22
44	74	Sarah Corbett	Wrekinsport CC	L	53		3.48.49	2.15.03	4.41.49
45	92	Adrian Pudsey	Hereford Whls	V	30	+31.23	4.13.04	2.11.44	4.43.04
46	98	John Heseltine	Stourbridge CC	V	46	+47.05	3.58.13	2.19.14	4.44.13
47	76	Terry McArdle	Prescot Eagle RC	V	28	+15.24	4.17.19	2.19.04	4.45.19
48	5	Brian Bonnick	Wolverhampton Whls	V	39	+55.03	4.07.17	2.21.24	4.46.17
49	63	Steve Wainwright	Mid Shropshire Whls	S	43		4.03.40	2.14.20	4.46.40
50	94	Steve Jackson	Macclesfield Whls	S	48		3.59.46	2.16.20	4.47.46
51	17	David Short	Prescot Eagle RC	V	50	+39.40	3.59.11	2.21.24	4.49.11
52	68	Peter Flemmich	Mid Shropshire Whls	S	46		4.05.23	2.15.52	4.51.23
53	28	Robert Owen	Acme Wheelers	V	50	+34.53	4.01.31	2.19.04	4.51.31
54	58	George Darlington	Liverpool Century RC	V	48	+39.36	4.03.42	2.20.06	4.51.42
55	72	Peter Thompson	Leicester Forest CC	S	34		4.18.03	2.17.09	4.52.03
56	18	Paul Brockley	Team Velosport	S	64		3.48.14	2.20.23	4.52.14
57	78	Doug Birch	Prescot Eagle RC	V	46	+42.47	4.07.30	2.17.02	4.53.30

pos'n	Start No.	Name	Club	Cat	H'cap	Vets Std	Handicap	50 miles Actual	100 miles Actual
58	89	Ian Kellaway	Coventry CC	S	53		4.02.28	2.19.44	4.55.28
59	69	Christopher Neukom	Birkenhead NE CC	V	62	+0.27	3.53.47	2.20.28	4.55.47
60	6	Nicola Challinor	Congleton CC	L	58		3.59.03	2.23.34	4.57.03
61	12	Bob Norton	Congleton CC	V	52	+16.14	4.08.35	2.25.23	5.00.35
62	44	Eddie Sumner	Beacon Roads CC	V	80	+44.40	3.41.43	2.27.08	5.01.43
63	59	Andy Priest	Elizabethan CC	S	72		3.52.14	2.23.01	5.04.20
64	84	Peter Winwood	Walsall RCC	S	56		4.01.35	2.29.29	5.07.35
65	49	Brian Bailey	Seamons CC	V	76	+33.06	3.52.14	2.26.45	5.08.14
66	38	Rose Almond	Wolverhampton Whls	LV	50	+31.53	4.19.27	2.28.29	5.09.27
67	57	Mark Gibson	Birkenhead Victoria CC	S	38		4.33.05	2.22.28	5.11.05
68	64	Philip Gambles	Walsall RCC	V	63	-9.34	4.08.58	2.27.48	5.11.58
69	13	Jim Hopper	Derby Mercury RC	VT	65	+45.57	4.07.39	2.32.50	5.12.39
70	7	Martin Moore	Liverpool Century RC	V	70	+56.58	4.02.53	2.29.09	5.12.53
71	34	Darren Greaves	North Shropshire Whls	S	80		3.55.07	2.27.38	5.15.07
72	93	David Edwards	Walsall RCC	V	40	-5.29	4.35.20	2.24.05	5.15.20
73	19	Jimmy Carroll	Mersey RC	V	90	+40.41	3.45.33	2.30.59	5.15.33
74	54	Rachel Heal	Birkenhead NE	L	66		4.14.02	2.34.31	5.20.02
75	39	Roberts Franks	Stourbridge CC	V	80	+3.07	4.00.52	2.35.34	5.20.52
76	2	Peter Nelson	Arrior RC	V	72	+26.57	4.15.13	2.35.15	5.27.13
77	79	Gerry Lewis	Hounslow & Dist Whls	VT	60	+34.54	4.29.24	2.43.02	5.29.24
78	9	Frances Chaloner	Stafford RC	LV	96		4.10.15	2.47.38	5.46.15
79	8	Peter Holland	Southborough & Dist Whls	VT	90	-27.39	4.33.26	2.57.37	6.03.26
80	4	Mike Gowers	Ford CC	VT	100	-20.31	4.44.49	3.06.49	6.24.49
81	56	Anthony Smith	City of Stoke on Trent	S	29		DNF	2.04.37	DNF
82	32	Martin Bowers	Stone Whls	S	34		DNF	2.12.49	DNF
83	25	Steve McGing	Prescot Eagle RC	S	20		DNF	2.14.16	DNF
84	87	Antony Jowett	Wrekinsport CC	S	50		DNF	2.22.39	DNF
85	14	Andy Durber	North Shropshire Whls	V	85		DNF	2.43.02	DNF
86	3	William Parsonage	Warwickshire RC	V	90		DNF	2.59.22	DNF
87	21	Phil Collett	Oxonian C.C.	S	32		DNF	DNF	DNF
88	29	David Goring	Wrekinsport CC	S	85		DNF	DNF	DNF
89	37	Wayne Jones	Rhos-on-Sea CC	S	36		DNF	DNF	DNF
90	66	Jim Churton	Derby Mercury RC	V	28		DNF	DNF	DNF
91	73	Tony Perrin	Stone Whls	S	42		DNF	DNF	DNF
92	22	David Baker	Team Velosport	V	38	DNS	DNS	DNS	DNS
93	23	Brian Pudney	Wolverhampton Whls	V	50	DNS	DNS	DNS	DNS
94	24	Ian Price	Cardiff 100 Miles RC	V	85	DNS	DNS	DNS	DNS
95	33	Liam Biggs	Team Velosport	S	46	DNS	DNS	DNS	DNS
96	40	Andy Briggs	Rockingham CC	S	9.30	DNS	DNS	DNS	DNS
97	47	Simon Wilkes	Liverpool Century RC	S	36	DNS	DNS	DNS	DNS
98	77	Robert Ivell	Kiveton Park CC	V	36	Appol	DNS	DNS	DNS
99	90	Glen Longland	Radford Acc'ts Horton L/E	V	Scr	Appol	DNS	DNS	DNS

Event secretary's notes

My first duty must be to apologise for the 1 hour late start because of the lack of numbers at the start. I cannot apologise enough not only to the riders but the marshalls as well who must of been puzzled by the non arrival of the competitors. Many many thanks to Mal Woolley of the North Shropshire Wheelers who saved the day. Many thanks to the rides and marshalls on the 99th Anfield 100 let us hope that you enter for the 100th hundred which promises to be a very special event. I may see as marshall next after the next committee meeting but hope to see you I shall.

Tony Pickles

Event Sec.



Anfield Bicycle Club

Formed March, 1879

Event Sec. A.J. Pickles
22 Llys-Y-Wern
Sychdyn
Mold
Flintshire
CH7 6BJ

Held under R.T.T.C. Regulations on 29th May 2000

Phone : 01352 759463
e-mail : tony.pickles@virgin.net

Results of The Anfield B.C. 100 Mile Time Trial

Scratch Prizes

1 st Prize	84 Neil Peart	On the Edge RT	3.57.33	£60.00
		Parker International Voucher		£25.00
		WR Donovan Trophy to be held for one year		
2 nd Prize	78 Stephen Edwards	Rhondda Valley CC	4.10.53	£40.00
3 rd Prize	70 John Moore	Birkenhead NE CC	4.11.04	£30.00
4 th Prize	45 Nick Barker	Crewe Clarion Whs	4.13.29	£20.00
5 th Prize	80 Steve Davis	Seamons CC	4.16.38	£10.00

Handicap Prizes

1 st Handicap	26 Paul McGowan	Warrington RC	3.32.39	£25.00
2 nd Handicap	70 John Moore	Birkenhead NE CC	3.33.04	£15.00
3 rd Handicap	31 Steve Wainwright	Derby Mercury	3.43.50	£10.00

Veteran Prizes

1 st on Standard
2 nd on Standard

Fastest at 50 miles

84 Neil Peart On the Edge RT 1.56.37 £10.00

Fastest Women

41 Lynne Taylor Walsall Roads CC 4.37.51 £30.00

Fastest Trike

48 Cliff Tremaine Kettering CC 5.24.14 £10.00

Fastest Team

The Ernie Davies Memorial Cup to be held for one year

1st Team	16 Les Kennedy	Birkenhead NE CC	05:19:32	
Gold medals	62 Ian Hawkins	Birkenhead NE CC	04:52:47	
	70 John Moore	Birkenhead NE CC	04:11:04	14:23:23
2nd Team	8 Phil Lee	Crewe Clarion Whs	04:55:17	
Silver Medals	12 Martin Cliffe	Crewe Clarion Whs	05:17:25	
	45 Nick Barker	Crewe Clarion Whs	04:13:29	14:26:11

Pos	No.	Name	Club	Cat	H'cap	50 miles	100 miles	H'cap	Vet's Std	+ or -
1	84	Neil Peart	On the Edge RT	S	Scr	1.56.37	3.57.33	3.57.33	-	-
2	78	Stephen Edwards	Rhondda Valley CC	S	8	2.01.51	4.10.53	4.02.53	-	-
3	70	John Moore	Birkenhead NE CC	S	38	1.59.00	4.11.04	3.33.04	-	-
4	45	Nick Barker	Crewe Clarion Whs	S	22	2.01.02	4.13.29	3.51.29	-	-
5	80	Steve Davis	Seamons CC	S	24	2.01.55	4.16.38	3.52.38	-	-
6	64	Steve Williams	Wrexham RC	V	25	2.03.37	4.21.09	3.56.09	5.02.56	+ 41.47
7	26	Paul McGowan	Warrington RC	S	50	2.06.35	4.22.29	3.32.29	-	-
8	66	Carl Miller	Warrington RC	S	18	2.04.55	4.22.47	4.04.47	-	-
9	74	Peter Ware	St Helens CRC	S	24	2.05.00	4.23.49	3.59.49	-	-
10	56	Nigel Farr	Mid Shropshire Whs	V	28	2.07.36	4.24.34	3.56.34	5.05.15	+ 40.41
11	31	Steve Wainwright	Derby Mercury	S	45	2.10.26	4.28.50	3.43.50	-	-
12	55	Karl Austin	Congleton CC	S	20	2.09.14	4.28.52	4.08.52	-	-
13	40	Neil Cooper	North Lancashire RC	S	24	2.06.48	4.30.18	4.06.18	-	-
14	88	Tony Boardman	West Pennine RC	V	32	2.07.42	4.30.19	3.58.19	5.02.56	+ 32.37
15	68	Jim Gresty	N Shropshire Whs	V	25	2.08.54	4.31.48	4.06.48	5.28.51	+ 57.03
16	60	Terry Coging	Stafford RC	V	20	2.09.36	4.33.16	4.13.16	5.43.51	+ 70.35
17	10	Adrian Rhodes- Patterson	Congleton CC	S	45	2.08.35	4.33.53	3.48.53	-	-
18	41	Lynne Taylor	Walsall Roads CC	WS	45	2.12.40	4.37.51	3.52.51	-	-
19	25	Chris Davies	Ogmore Valley Whs	S	46	2.13.34	4.38.08	3.52.08	-	-
20	32	Brian Bonnick	Wolverhampton Whs	V	52	2.15.52	4.38.53	3.46.57	5.46.23	+ 67.30
21	76	Steve Jackson	Macclesfield Whs	S	38	2.12.32	4.42.03	4.04.03	-	-
22	15	Brian Davies	Team Velo Sport	V	46	2.19.08	4.43.38	3.57.38	5.33.45	+ 50.07
23	30	Robert Stewart	Wigan Whs C & AC	S	30	2.15.44	4.46.40	4.16.40	-	-
24	20	Marcus Bedwell	Climb on Bikes RT	S	45	2.17.53	4.47.41	4.02.41	-	-
25	54	Simon Toghill	Wolverhampton Whs	S	52	2.15.36	4.49.55	3.57.55	-	-
26	46	Adrian Pudsey	Hereford Whs	V	42	2.16.12	4.51.37	4.09.37	5.19.12	+27.35
27	62	Ian Hawkins	Birkenhead NE CC	S		2.09.00	4.52.47	-	-	-
28	59	Martin Cartwright	Anfield BC	S	54	2.13.32	4.52.49	3.58.49	-	-
29	27	George Darlington	Liverpool Century RC	V	58	2.20.42	4.54.46	3.56.46	-	-
30	82	Chris Mullin	Weaver Valley CC	V	35	2.16.40	4.55.06	4.20.06	5.07.33	+ 12.27
31	8	Phil Lee	Crewe Clarion Whs	S	70	2.17.22	4.55.17	3.45.17	-	-
32	42	Bryan Ackerley	Wrexham R C	S	48	2.16.04	4.57.13	4.09.13	-	-
33	43	Colin Baldwin	Southport CC	V	52	2.18.04	5.02.21	4.10.21	5.23.57	+ 21.36
34	58	Ken Robertson	Mid Devon CC	V	48	2.18.06	5.02.31	4.14.31	5.48.59	+ 46.28
35	21	Ned Millington	Oswestry Paragon CC	V	50	2.20.15	5.05.44	4.15.44	5.23.57	+ 18.13
36	14	Norman Wood	Coventry CC	V	68	2.25.48	5.05.57	3.57.57	6.02.07	+ 56.10
37	24	Keith Nield	Chester RC	V	64	2.22.14	5.06.53	4.02.53	5.36.17	+ 29.24
38	11	Rowland Turner	Concorde CC	V	52	2.20.34	5.09.52	4.17.52	5.23.57	+ 14.05
39	39	David Stubbs	Macclesfield Whs	S	56	2.26.02	5.10.27	4.14.27	-	-
40	44	Dave Towell	Chester RC	V	58	2.24.50	5.10.44	4.12.44	5.23.57	+ 13.13
41	34	Mark Livingstone	Anfield BC	S	64	2.25.41	5.12.52	4.08.52	-	-
42	38	Peter Flemmich	Mid Shropshire Whs	S	52	2.20.28	5.15.46	4.23.46	-	-
43	22	Nina Davies	Ogmore Valley Whs	WS	56	2.31.42	5.16.27	4.20.27	-	-
44	12	Martin Cliffe	Crewe Clarion Whs	S		2.31.08	5.17.25	-	-	-
45	7	Derek Unsworth	Southport CC	V	80	2.26.38	5.18.04	3.58.04	5.36.17	+ 18.13
46	49	Brian Hall	Stafford RC	V	64	2.28.56	5.18.38	4.14.38	5.41.20	+ 22.42
47	16	Les Kennedy	Birkenhead NE CC	S	50	2.19.32	5.19.32	4.29.32	-	-
48	28	Andy Priest	Elizabethan CC	S	60	2.27.50	5.20.57	4.20.57	-	-
49	17	Brian Bailey	Seamons CC	V	62	2.34.51	5.22.36	4.20.36	5.46.23	+ 23.47
50	48	Cliff Tremaine	Kettering CC	TV	54	2.33.12	5.24.14	4.30.14	6.21.30	+ 57.16
51	18	Jim Hopper	Derby Mercury	TV	65	2.37.21	5.28.53	4.23.53	6.04.47	+ 35.54
52	9	Peter Nelson	Congleton CC	V	80	2.35.26	5.30.47	4.10.47	5.59.27	+ 28.40
53	33	Philip Gambles	Walsall Roads CC	V	60	2.30.51	5.31.34	4.31.34	5.31.18	- 0.16
54	23	Martin Purser	Lincoln Whs	TV	60	2.46.18	5.39.10	4.39.10	5.56.46	+ 17.36
55	4	Stewart Marsh	Matlock CC	V	92	2.41.16	5.43.12	4.11.12	5.02.56	- 40.16
56	19	Don Jenkins	Birkenhead Victoria	V	70	2.41.42	5.48.50	4.38.50	5.51.34	+ 2.44
57	53	Richard Grey	Merseyside Whs	V	45	2.17.01	5.52.58	4.07.58	5.07.33	+ 14.35
58	6	Reg Pearce	Stafford RC	V	88	2.48.04	6.00.14	4.32.14	6.04.47	+ 4.33
59	2	William Parsonage	Warwickshire RC	V	100	2.53.24	6.01.10	4.21.10	6.13.02	+ 11.52
60	1	Mike Gowers	Ford CC	TV	120	3.08.30	6.39.17	4.39.17	6.10.17	- 29.00
61	90	Glen Longland	Antelope RT	V	Scr	2.03.06	DNF	DNF	DNF	DNF
62	47	David Wright	Warrington RC	V	46	2.05.38	DNF	DNF	DNF	DNF
63	63	Steve Burrows	Team Velo Sport	V	18	2.07.38	DNF	DNF	DNF	DNF
64	57	Dave Baker	Team Velo Sport	S	40	2.12.12	DNF	DNF	DNF	DNF
65	36	Mark Gibson	Team Velo Sport	S	45	2.15.12	DNF	DNF	DNF	DNF
66	37	Paul Lawson	Weaver Valley CC	S	48	2.16.56	DNF	DNF	DNF	DNF
67	29	Alister Milner	Stourbridge CC	S	64	2.39.04	DNF	DNF	DNF	DNF
68	5	Jimmy Carroll	Mersey RC	V	88	2.39.29	DNF	DNF	DNF	DNF
69	3	Mike Daly	Birkenhead NE CC	V	95	2.43.25	DNF	DNF	DNF	DNF
70	13	Gerry Lewis	Hounslow & Dist Whs	TV	62	2.58.21	DNF	DNF	DNF	DNF
71	52	Arthur Morey	Horwich CC	V	42	DNF	DNF	DNF	DNF	DNF
72	61	Kieron Casey	Lichfield CCC	S	26	DNF	DNF	DNF	DNF	DNF
73	86	Steven Hankey	Warrington RC	S	24	DNF	DNF	DNF	DNF	DNF
74	35	Colin Hayes	Liverpool Century RC	S	30	DNS	DNS	DNS	DNS	DNS
75	50	Rob Eperjesi	Elizabethan CC	S	20	DNS	DNS	DNS	DNS	DNS
76	51	David Brabbin	Wigan Whs	V	28	DNS	DNS	DNS	DNS	DNS
77	65	David Bates	Seamons CC	V	40	DNS	DNS	DNS	DNS	DNS
78	72	Paul Costain	Port Sunlight Whs	S	8	DNS	DNS	DNS	DNS	DNS

Teams Eligible For The Ernie Davies Cup 2000

3	Mike Daly	Birkenhead NE CC	DNF
16	Les Kennedy	Birkenhead NE CC	05:19:32
62	Ian Hawkins	Birkenhead NE CC	04:52:47
70	John Moore	Birkenhead NE CC	04:11:04
			14:23:23
8	Phil Lee	Crewe Clarion Whs	04:55:17
12	Martin Cliffe	Crewe Clarion Whs	05:17:25
45	Nick Barker	Crewe Clarion Whs	04:13:29
			14:26:11
9	Peter Nelson	Congleton CC	05:30:47
10	Adrian Rhodes-Patterson	Congleton CC	04:33:53
55	Karl Austin	Congleton CC	04:28:52
			14:33:32
6	Reg Pearce	Stafford RC	06:00:14
49	Brian Hall	Stafford RC	05:18:38
60	Terry Coging	Stafford RC	04:33:16
			15:52:08
17	Brian Bailey	Seamons CC	05:22:36
65	David Bates	Seamons CC	DNS
80	Steve Davis	Seamons CC	04:16:38
15	Brian Davies	Team Velo Sport	04:43:38
36	Mark Gibson	Team Velo Sport	DNF
57	Dave Baker	Team Velo Sport	DNF
63	Steve Burrows	Team Velo Sport	DNF
26	Paul McGowan	Warrington RC	04:22:29
47	David Wright	Warrington RC	DNF
66	Carl Miller	Warrington RC	04:22:47
86	Steven Hankey	Warrington RC	DNF



Anfield Bicycle Club

Formed March, 1879

Event Sec. Martin Cartwright
60 Forest Drive
Broughton
Flintshire
CH4 0QJ

Held under R.T.T.C. Regulations on 28th May 2001

Phone : 01244 539979
e-mail : mart.cartwright@talk21.com

Results of The Anfield B.C. 100 Mile Time Trial

Scratch Prizes

1 st Prize	80 Keith Murray	Steve Goff Frames	03:53:38	£50.00 £25.00
	WR Donovan Trophy to be held for one year			
2nd Prize	60 David Johnson	High Wycombe CC	04:00:24	£40.00
3rd Prize	50 Tony McFayden	Harlech Wheelers	04:04:19	£30.00
4th Prize	72 Chris Hopkinson	Matlock CC	04:04:38	£20.00
5th Prize	75 Nick Barker	Crewe Clarion Wheeler	04:05:13	£10.00

Handicap Prizes

1st Handicap	36 Robert Booth	Team Velosport.	03:30:00	£25.00
2nd Handicap	72 Chris Hopkinson	Matlock CC	03:32:38	£15.00
3rd Handicap	52 Graham Thompson	Anfield BC	03:37:48	£10.00

Veteran Prizes

1st on Standard	51 Terry Coging	Stafford RC	+85:45	£20.00
2nd on Standard	37 Clifford Tremaine	Kettering CC	+67:42	£10.00
Fastest vet.	60 David Johnson	High Wycombe CC	04:00:24	£10.00

Fastest at 50 miles

80 Keith Murray Steve Goff Frames 01:55:16 £10.00

Fastest Woman

41 Lynne Taylor Walsall Roads CC 04:31:04 £30.00

Fastest Trike

44 Jim Hopper Derby Mercury RC 05:19:20 £10.00

Fastest riding fixed gear

No qualifiers (see event secs notes) £10.00

Fastest Team

The Ernie Davies Memorial Cup to be held for one year

1st Team	40 Karl Austin	Congleton CC	04:14:32
Gold medals	42 Graham Whalley		04:47:07
	79 John Hodgkinson		04:23:41
			13:25:20
2nd Team	19 Phil Lee	Crewe Clarion Wheelers	04:49:55
Silver Medals	48 Duncan Mackenzie		04:37:36
	75 Nick Barker		04:05:13
			13:32:44

Teams Eligible For The Ernie Davies Cup 2001

Birkenhead North End CC	34	Mike Daly	DNF
	45	John Moore	04:11:17
	73	Ian Hawkins	04:25:12
Congleton CC	12	Peter Nelson	05:14:02
	20	Rob Waghorn	05:20:16
	40	Karl Austin	04:14:32
	42	Graham Whalley	04:47:07
	79	John Hodgkinson	04:23:41
			13:25:20
Crewe Clarion Wheelers	19	Phil Lee	04:49:55
	26	Tony Peach	DNF
	48	Duncan Mackenzie	04:37:36
	75	Nick Barker	04:05:13
			13:32:44
Liverpool Century RC	18	Michael Armstrong	05:06:53
	32	George Darlington	04:57:27
	56	Colin Hayes	04:26:09
			14:30:29
Oswestry Paragon CC	28	Peter Vagg	05:02:55
	31	Martyn Cornwell	04:27:53
	38	Ned Millington	04:53:28
			14:24:16
Seamons CC	25	John Woodhouse	04:32:01
	61	Steve Davis	DNS
	67	David Bates	DNF
Stafford RC	10	Reg Pearce	DNF
	15	Donald Picken	DNS
	51	Terry Coging	04:20:38
	54	Brian Hall	DNF
	77	Stephen Greetham	04:43:07
Steve Goff Frames	65	Blair Buss	DNS
	70	Stephen Edwards	DNF
	80	Keith Murray	03:53:38
Team Velosport	36	Robert Booth	04:15:00
	53	Mark Gibson	DNF
	63	Brian Davies	DNF
Walsall Roads CC	27	Phil Gambles	05:13:00
	33	Simon Bates	05:04:49
	41	Lynne Taylor	04:31:04
			14:48:53
Wolverhampton Wheelers	49	Rose Almond	DNF
	66	Jim Churton	DNF
	68	Simon Toghill	04:42:30

Pos	No.	Name	Club	Cat	H'cap	50 miles	100 miles	H'cap	Vet's Std	+ or -
1	80	Keith Murray	Steve Goff Frames	s	Scr	01:55:16	03:53:38	03:53:38	-	-
2	60	David Johnson	High Wycombe CC	v	6	01:59:35	04:00:24	03:54:24	05:00:43	+60:19
3	50	Tony McFayden	Harlech Wheelers	s	6	02:01:19	04:04:19	03:58:19	-	-
4	72	Chris Hopkinson	Matlock CC	s	32	02:00:40	04:04:38	03:32:38	-	-
5	75	Nick Barker	Crewe Clarion Wheelers	s	14	02:02:16	04:05:13	03:51:13	-	-
6	45	John Moore	Birkenhead North End CC	s	24	02:04:09	04:11:17	03:47:17	-	-
7	40	Karl Austin	Congleton CC	s	22	02:07:06	04:14:32	03:52:32	-	-
8	36	Robert Booth	Team Velosport	s	45	02:08:04	04:15:00	03:30:00	-	-
9	57	Darren White	Wrexham RC	s	40	02:08:18	04:17:50	03:37:50	-	-
10	35	Stephen Butterworth	Warrington RC	s	26	02:08:18	04:19:55	03:53:55	-	-
11	46	David Brabbin	Wigan Wheelers CC	v	31	02:09:10	04:20:36	03:49:36	05:02:56	+42:20
12	51	Terry Coging	Stafford RC	v	20	02:08:34	04:20:38	04:00:38	05:46:23	+85:45
13	30	Malcolm Horner	Warrington RC	s	40	02:08:50	04:22:43	03:42:43	-	-
14	52	Graham Thompson	Anfield BC	s	45	02:07:21	04:22:48	03:37:48	-	-
15	79	John Hodgkinson	Congleton CC	s	45	02:07:24	04:23:41	03:38:41	-	-
16	73	Ian Hawkins	Birkenhead North End CC	s	40	02:07:34	04:25:12	03:45:12	-	-
17	55	Nigel Farr	Mid-Shropshire Wheelers	v	18	02:09:38	04:25:50	04:07:50	05:07:33	+41:43
18	56	Colin Hayes	Liverpool Century RC	s	30	02:08:36	04:26:09	03:56:09	-	-
19	31	Martyn Cornwell	Oswestry Paragon	s	45	02:09:16	04:27:53	03:42:53	-	-
20	41	Lynne Taylor	Walsall Roads CC	w	30	02:14:56	04:31:04	04:01:04	-	-
21	25	John Woodhouse	Seamons CC	s	45	02:12:11	04:32:01	03:47:01	-	-
22	62	Malcolm Atherton	Harlech Wheelers	s	31	02:10:49	04:33:51	04:02:51	-	-
23	48	Duncan Mackenzie	Crewe Clarion Wheelers	s	45	02:12:47	04:37:36	03:52:36	-	-
24	58	Mike Heesom	Merseyside Wheelers	s	42	02:12:32	04:41:39	03:59:39	-	-
25	68	Simon Toghill	Wolverhampton Wheelers	s	40	02:18:30	04:42:30	04:02:30	-	-
26	69	Paul Lawson	Weaver Valley CC	s	48	02:19:18	04:42:47	03:54:47	-	-
27	77	Stephen Greetham	Stafford RC	s	35	02:16:05	04:43:07	04:08:07	-	-
28	76	Steve Jackson	Macclesfield Wheelers	s	30	02:19:16	04:43:21	04:13:21	-	-
29	42	Graham Whalley	Congleton CC	s	45	02:19:22	04:47:07	04:02:07	-	-
30	74	Stan McBride	Phoenix CC	v	45	02:23:12	04:48:44	04:03:44	05:48:59	+60:15
31	19	Phil Lee	Crewe Clarion Wheelers	s	65	02:19:14	04:49:55	03:44:55	-	-
32	78	John Atkins	Coventry RC	v	40	02:21:52	04:51:01	04:11:01	05:38:48	+47:47
33	38	Ned Millington	Oswestry Paragon	v	70	02:23:46	04:53:28	03:43:28	05:26:24	+32:56
34	17	Kevin Jeffs	Coventry CC	s	70	02:23:10	04:53:59	03:43:59	-	-
35	23	Karl Ginn	Leicester Forest CC	s	60	02:25:42	04:55:52	03:55:52	-	-
36	32	George Darlington	Liverpool Century RC	v	60	02:22:18	04:57:27	03:57:27	05:38:48	+41:21
37	24	Keith Nield	Chester RC	v	70	02:24:22	04:59:19	03:49:19	05:38:48	+39:29
38	28	Peter Vagg	Oswestry Paragon CC	v	60	02:24:42	05:02:55	04:02:55	05:31:18	+28:23
39	33	Simon Bates	Walsall Roads CC	s	65	02:30:16	05:04:49	03:59:49	-	-
40	18	Michael Armstrong	Liverpool Century RC	v	65	02:27:24	05:06:53	04:01:53	05:02:56	-4:03
41	27	Phil Gambles	Walsall Roads CC	v	60	02:32:14	05:13:00	04:13:00	05:33:45	+20:45
42	12	Peter Nelson	Congleton CC	v	90	02:31:32	05:14:02	03:44:02	06:02:07	+48:05
43	44	Jim Hopper	Derby Mercury RC	tv	70	02:36:51	05:19:20	04:09:20	06:07:32	+48:12
44	37	Clifford Tremaine	Kettering CC	tv	60	02:37:14	05:19:33	04:19:33	06:27:17	+67:42
45	20	Rob Waghorn	Congleton CC	v	60	02:35:40	05:20:16	04:20:16	05:28:51	+7:35
46	14	Andy Priest	Elizabethan CC	s	80	02:35:04	05:23:41	04:03:41	-	-
47	39	Martin Pursler	Lincoln Wheelers	tv	70	03:11:34	06:14:05	05:04:05	05:59:27	-14:38
48	9	Mike Gowers	Ford CC	tv	120	03:18:12	06:52:41	04:52:41	06:13:02	-39:39
49	10	Reg Pearce	Stafford RC	v	120	-	DNF	-	06:07:32	-
50	21	Graham Gregory	Weaver Valley CC	v	60	-	DNF	-	05:09:51	-
51	26	Tony Peach	Crewe Clarion Wheelers	s	60	02:20:12	DNF	-	-	-
52	34	Mike Daly	Birkenhead NECC	v	75	02:44:00	DNF	-	05:46:23	-
53	43	John Hoare	Birkenhead Victoria	v	60	02:34:21	DNF	-	05:14:27	-
54	47	Chris Shepherd	Rother Valley CC	s	42	02:14:24	DNF	-	-	-
55	49	Rose Almond	Wolverhampton Wheelers	wv	60	02:34:08	DNF	-	06:02:07	-
56	53	Mark Gibson	Team Velosport	s	50	-	DNF	-	-	-
57	54	Brian Hall	Stafford RC	v	70	02:23:29	DNF	-	05:43:51	-
58	59	Bryan Ackerley	Wrexham RC	s	45	-	DNF	-	-	-
59	63	Brian Davies	Team Velosport	v	42	02:24:22	DNF	-	05:36:17	-
60	66	Jim Churton	Wolverhampton Wheelers	v	30	-	DNF	-	05:00:43	-
61	67	David Bates	Seamons CC	v	38	02:14:40	DNF	-	05:23:57	-
62	70	Stephen Edwards	Steve Goff Frames	s	5	02:05:28	DNF	-	-	-
63	71	David Shepherd	Rother Valley CC	v	24	-	DNF	-	04:54:02	-
64	11	William Parsonage	Warwickshire RC	v	120	-	DNS	-	06:15:51	-
65	13	Darren Greaves	North Shrops Wheelers	s	70	-	DNS	-	-	-
66	15	Donald Picken	Stafford RC	v	60	-	DNS	-	05:36:17	-
67	16	Andy Durber	North Shrops Wheelers	v	76	-	DNS	-	05:59:27	-
68	22	Roy Tinsley	St Helens CRC	v	60	-	DNS	-	05:23:57	-
69	29	Alex Munro	Lancashire RC	tv	80	-	DNS	-	06:33:07	-
70	61	Steve Davis	Seamons CC	s	24	-	DNS	-	-	-
71	64	Simon Corbett	Wrekinsport CC	s	45	-	DNS	-	-	-
72	65	Blair Buss	Steve Goff Frames	s	18	-	DNS	-	-	-

Event Secs Notes:

Many, many thanks to all those of you who gave up your valuable time on a bank holiday morning to come and assist with the running of this year's Anfield 100. The new course this year caused much concern to me during the preceeding days due to the large numbers of marshalls required to make it work safely. Thankfully we had more than enough on the day and all went smoothly so once again thank you one and all.

Many thanks again this year go to Joe Pilling for his sterling effort in printing the start cards in double quick time (only for his speedy efforts to be thwarted by the postal strike that also wreaked havoc on my phone bill).

Congratulations, not only to all the prize winners, but to all those who managed to finish on what was a very difficult day. For those of you who found the going just a little too tough please come back and give it another go next year, I'm sure the wind can't be that bad next time around!?!?!)

Hopefully most of you will agree that we have one of the best prize lists on offer and every year we endeavour to ensure something is up for grabs for all entry levels. A new prize available this year was the fastest rider on a fixed wheel machine. Unfortunately there is no way to validate the machine other than having the starter make a note when a rider presents himself at the start line, as was stipulated on the start card. Nobody made any such notification and therefore no-one is eligible for the prize, which is a shame as I saw at least 4 or 5 fixed wheel machines during the day. This prize will now be carried over to next year so hopefully the offer of £20 will be sufficient incentive to persuade people to identify themselves. Also, following several enquiries this year we will be allowing entry of tandem machines for the first time.

Finally, as organiser I would be very interested to hear from any of the riders about your opinions of the revised course, was it an improvement over the old three lap triangular course of previous years?

See you all again next year.

PROMOTION

Anfield Bicycle Club
Formed March, 1879

Don't Forget!!!

Don't forget the Anfield Bicycle Club Open 25-mile Time Trial on Sunday 23rd
September
Event Secretary: Martin Cartwright, 60 Forest Drive, Broughton,
Flintshire. CH4 0QJ Tel: 01244 539979



Anfield Bicycle Club

Formed March, 1879

Event Sec. Martin Cartwright
60 Forest Drive
Broughton
Flintshire
CH4 0QJ

Held under R.T.T.C. Regulations on 3rd June 2002

Phone : 01244 539979
e-mail : mart.cartwright@talk21.com

Results of The Anfield B.C. 100 Mile Time Trial

Scratch Prizes

1st Prize	80 Gethin Butler	Preston Whlrs	03:48:52	£70.00 Plus £30 Deeside Cycles voucher WR Donovan Trophy to be held for one year
2nd Prize	85 Neil Peart	On the edge RT	03:59:43	£40.00
3rd Prize	60 David Johnson	High Wycombe CC	04:02:27	£30.00
4th Prize	50 Tony McFayden	Harlech Whlrs	04:06:48	£20.00
5th Prize	44 Mathew Sewell	Southport CC	04:08:03	£10.00

Handicap Prizes

1st Handicap	26 Dave Biddulph	GMC Fire Service CC	03:29:27	£25.00 Plus £20 Deeside Cycles voucher
2nd Handicap	20 Chris Rainford	GMC Fire Service CC	03:35:03	£15.00
3rd Handicap	22 Garry Brown	Weaver Valley CC	03:40:34	£10.00

Veteran Prizes

1st on Standard	81 Terry Coging	Stafford RC	+89:52	£20.00 Plus £10 Deeside Cycles voucher Plus £20.00 for beating Don Hacking's record of +89:36
2nd on Standard	54 Clifford Tremaine	Kettering CC	+77:38	£10.00
Fastest vet	60 David Johnson	High Wycombe CC	04:02:27	£10.00

Fastest at 50 miles

80 Gethin Butler	Preston Whlrs	01:55:32	£10.00
------------------	---------------	----------	--------

Fastest Woman

62 Lynne Taylor	Walsall RCC	04:27:04	£30.00
-----------------	-------------	----------	--------

Fastest Trike

24 John Thompson	Severn RC	05:00:51	£10.00
------------------	-----------	----------	--------

Fastest Team

The Ernie Davies Memorial Cup to be held for one year

1st Team	28 Phil Guy	North Shropshire Wheelers	04:16:40
Gold medals	57 Darren White		04:16:30
	82 Pete Williams		04:15:27
			12:48:37
2nd Team	48 Rob Waghorn	Congleton CC	04:59:40
Silver Medals	51 Neil Skellem		04:10:33
	76 Karl Austin		04:16:34
			13:26:47

Pos	No.	Name	Club	Cat	H'cap	50 miles	100 miles	H'cap	Vet's Std	+ or -
1	80	Geithin Butler	Preston Whlrs	S/B	Scr	01:55.32	03:48.52	03:48.52		
2	65	Neil Peart	On the edge RT	S/B	5.00	02:00.15	03:59.43	03:54.43		
3	60	David Johnson	High Wycombe CC	W/B	14.00	02:00.38	04:02.27	04:48.27	05:02.56	+60:29
4	50	Tony McFayden	Harlech Whlrs	S/B	15.30	02:02.18	04:08.48	03:51.18		
5	44	Mathew Sewell	Southport CC	S/B	25.00	02:03.12	04:08:03	03:43:03		
6	67	Steve Davis	Seamons CC	S/B	26.00	02:01.12	04:08:13	03:42:13		
7	55	Paul Fleming	Preston Whlrs	S/B	14.00	02:01:51	04:08:45	03:54:45		
8	75	Chris Hopkinson	Pete Read Racing	S/B	5.00	02:04:41	04:10:14	04:05:14		
9	51	Neil Skeltern	Congleton CC	S/B	22.00	02:03:08	04:10:33	03:48:33		
10	61	Phil Mason	Climb on Bikes RT	S/B	18.00	02:05:54	04:10:51	03:52:51		
11	85	Nigel Clementson	scienceinsport.com	W/B	14.50	02:02:53	04:11:31	03:57:01	04:56:14	+44:43
12	70	Andy Bnggs	Kiverton Park CC	S/B	14.00	02:04:02	04:11:50	03:57:50		
13	82	Pete Williams	North Shropshire Whlrs	S/B	28.00	02:07:36	04:15:27	03:47:27		
14	66	Tony Stott	Scienceinsport.com	W/B	20.00	02:06:10	04:16:09	03:56:09	05:33:45	+77:36
15	57	Darren White	North Shropshire Whlrs	S/B	30.00	02:05:28	04:16:30	03:46:30		
16	76	Karl Austin	Congleton CC	S/B	17.00	02:07:56	04:16:34	03:59:34		
17	28	Phil Guy	North Shropshire Whlrs	W/B	25.00	02:07:10	04:16:40	03:51:40	05:23:57	+67:17
18	45	Nick Barker	Crewe Clarion Whlrs	S/B	15.00	02:08:29	04:18:09	04:03:09		
19	33	John Leach	Kent Valley RC	W/B	23.00	02:07:50	04:18:14	03:55:14	05:33:45	+75:31
20	81	Terry Coging	Stafford RC	W/B	17.00	02:07:24	04:19:07	04:02:07	05:48:59	+89:52
21	71	Mark Botteley	Fenland Clarion CC	S/B	17.00	02:05:12	04:21:36	04:04:36		
22	86	Tony Boardman	VTTA	W/B	16.00	02:05:46	04:21:36	04:05:36	05:07:33	+45:57
23	88	Stephen Greetham	Stafford RC	S/B	35.00	02:09:46	04:22:56	03:47:56		
24	89	Malcolm Atherton	Harlech Whlrs	W/B	38.00	02:08:42	04:25:07	03:47:07	04:54:02	+28:55
25	12	Ian Hav-kin	BNECC	S/B	35.00	02:08:23	04:26:13	03:51:13		
26	62	Lynne Taylor	Walsall RCC	SW/B	32.00	02:13:11	04:27:04	03:55:04		
27	47	David Brabbin Eileen Rose Brabbin	Wigan Wheelers CC	W/TA	—	02:16:12	04:28:15			
28	84	John Atkins	Coventry RC	W/B	38.00	02:14:52	04:31:06	03:53:06	05:41:20	+70:14
29	22	Garry Brown	Weaver Valley CC	W/B	52.00	02:12:08	04:32:34	03:40:34	05:09:51	+37:17
30	64	Andrew Simpkins	Warwickshire RC	W/B	38.00	02:13:02	04:33:40	03:55:40	05:12:09	+38:29
31	58	Mike Heason	Merseyside Whlrs	S/B	48.00	02:11:04	04:34:43	03:46:43		
32	53	Ned Millington	Oswestry Paragon CC	W/B	48.00	02:16:07	04:37:10	03:49:10	05:28:51	+51:41
33	41	Paul Lawson	Weaver Valley CC	S/B	49.00	02:19:50	04:40:51	03:51:51		
34	42	Tony Peach	Crewe Clarion Whlrs	W/B	54.00	02:17:07	04:41:09	03:47:09	04:54:02	+12:53
35	13	Duncan Mackenzie	Crewe Clarion Whlrs	S/B	35.00	02:19:33	04:42:45	04:07:45		
36	23	John Hatfield	Ravensthorpe CC	W/B	45.00	02:18:32	04:43:03	03:58:03	05:26:24	+43:21
37	30	Steve Ginty	Southport CC	W/B	54.00	02:16:00	04:44:00	03:50:00	05:00:43	+16:43
38	46	David Stubbs	Macclesfield Whlrs	W/B	48.00	02:19:46	04:47:26	03:59:26	04:56:14	+8:48
39	34	Keith Wright	Chippen'm & Dist Whlrs	W/B	50.00	02:22:12	04:49:32	03:59:32	05:46:23	+56:51
40	10	Geoff Edgerton	North Shropshire Whlrs	W/B	56.00	02:21:53	04:50:17	03:54:17	05:26:24	+36:07
41	37	Keith Nield	Chester RC	W/B	68.00	02:22:32	04:50:36	03:42:36	05:41:20	+50:44
42	59	Dave Prescott	Crewe Clarion Whlrs	S/B	54.00	02:25:41	04:50:58	03:56:58		
43	73	Simon Toghill	Wolverhampton Whlrs	S/B	45.00	02:22:39	04:51:34	04:06:34		
44	29	Richard Gray	Merseyside Whlrs	W/B	50.00	02:18:03	04:53:03	04:03:03	05:12:09	+19:06
45	11	Peter Vagg	Oswestry Paragon CC	W/B	60.00	02:24:30	04:53:30	03:53:30	05:33:45	+40:15
46	18	Miles Jenkins	Chester RC	W/B	54.00	02:21:22	04:54:40	04:00:40	05:02:56	+8:16
47	20	Chris Rainford	GMC Fire Service CC	S/B	80.00	02:16:26	04:55:03	03:35:03		
48	26	Dave Biddulph	GMC Fire Service CC	S/B	88.00	02:29:36	04:57:27	03:29:27		
49	35	Phil Lee	Crewe Clarion Whlrs	S/B	54.00	02:22:56	04:58:08	04:04:08		
50	48	Rob Waghorn	Congleton CC	W/B	72.00	02:27:06	04:59:40	03:47:40	05:31:16	+32:38
51	21	Jason Pickford	Manchester Tri Club	S/B		02:28:36	05:00:49			
52	24	John Thompson	Severn RC	W/T	52.00	02:27:36	05:00:51	04:08:51	05:54:10	+53:19
53	63	Karl Ginn	Leicester Forest CC	S/B	45.00	02:23:50	05:04:02	04:19:02		
54	68	Donald Picken	Stafford RC	W/B	45.00	02:29:09	05:04:27	04:19:27	05:38:48	+34:21
55	19	Alistair Milner	Stourbridge CC	S/B	52.00	02:21:18	05:08:17	04:17:17		
56	54	Clifford Tremaine	Kettering CC	W/T	65.00	02:32:24	05:12:33	04:07:33	06:30:11	+77:38
57	52	Jim Carroll	Mersey RC	W/B	85.00	02:32:44	05:16:20	03:51:20	05:05:15	-11:05
58	36	Jim Hopper	Derby Mercury RC	W/T	65.00	02:37:59	05:16:21	04:11:21	06:10:17	+53:56
59	9	Tony Bailey	Chester RC	W/B		02:40:42	05:21:54		05:14:27	-7:27
60	31	Dave Deville	Manchester Tri Club	W/B		02:42:17	05:43:47		04:56:14	-47:33
61	15	Martin Purser	Lincoln Whlrs	W/T	90.00	02:57:14	05:44:00	04:14:00	06:02:07	+18:07
62	25	Peter Nelson	Congleton CC	W/B	70.00				06:04:47	
63	27	Mike Daly	BNECC	W/B	75.00					
64	32	Tom Ellis	North Hampshire RC	W/B	65.00	02:22:33	DNF		05:46:23	
65	40	Colin Hayes	Liverpool Century RC	S/B	22.00					
66	49	Michael Armstrong	Liverpool Century RC	W/B	42.00				05:05:15	
67	56	Jon Ashby	Climb on Bikes RT	S/B	20.00	02:01:02	DNF			
68	74	Jim Churton Rose Almond	Wolverhampton Whlrs	W/TA	—	02:08:00	DNF			
69	77	Neil Stewart	Wigan Whlrs	S/B	30.00				DNF	
70	79	Nick Baker	Garforth Whlrs	S/B	54.00				DNF	
71	83	John Hodgkinson	Congleton CC	S/B	32.00	02:12:16	DNF			
72	90	Keith Murray	Scienceinsport.com	S/B	5.00				DNF	
73	14	David Barry	Sport Fagley	W/B					DNS	
74	16	Brian Bailey	Seamons CC	W/B	90.00				DNS	05:51:34
75	17	Donald Jenkins	Birkenhead Victoria CC	W/B	90.00				DNS	05:56:46
76	43	John Perry	Beeston RC	W/B	58.00				DNS	06:10:17
77	69	Andrew Grace	Crewe Clarion Whlrs	W/B	52.00				DNS	05:07:33
78	72	Guy Lawton	RAF CC	S/B	25.00				DNS	
79	76	Bill Lloyd	Southport CC	W/B	45.00				DNS	05:48:59
80	87	Steve Jackson	Macclesfield Whlrs	S/B	30.00				DNS	

Teams Eligible For The Ernie Davies Cup 2001

Chester RC	9	Tony Bailey	05:21:54
	18	Miles Jenkins	04:54:40
	37	Keith Nield	04:50:36
			15:07:10
Congleton CC	25	Peter Nelson	DNF
	48	Rob Waghorn	04:59:40
	51	Neil Skellern	04:10:33
	76	Karl Austin	04:16:34
	83	John Hodgkinson	DNF
			13:26:47
Crewe Clarion Wheelers	13	Duncan Mackenzie	04:42:45
	35	Phil Lee	04:58:08
	42	Tony Peach	04:41:09
	45	Nick Barker	04:18:09
	59	Dave Preece	04:50:58
	69	Andrew Grace	DNS
			13:42:03
North Shropshire Wheelers	10	Geoff Edgerton	04:50:17
	28	Phil Guy	04:16:40
	57	Darren White	04:16:30
	82	Pete Williams	04:15:27
			12:48:37
scienceinsport.com	65	Nigel Clementson	04:11:31
	66	Tony Stott	04:16:09
	90	Keith Murray	DNF
Southport CC	30	Steve Ginty	04:44:00
	44	Mathew Sewell	04:08:03
	78	Bill Lloyd	DNS
Stafford RC	68	Donald Picken	05:04:27
	81	Terry Coging	04:19:07
	88	Stephen Greetham	04:22:56
			13:46:30

Event Secs Notes:

Once again many, many thanks to all those of you who gave up your valuable time on a bank holiday morning to come and assist with the running of this year's Anfield 100. Thankfully we had enough support on the day for the event to run relatively smoothly (bar the minor problems encountered with getting results to the HQ for which I apologise).

Many thanks again this year go to Joe Pilling for his sterling effort in printing the start cards in double quick time. We consider ourselves extremely fortunate for Joe's continuing invaluable support of this event.

Many thanks also this year must go to our sponsors Specter & Grant solicitors and Deeside cycles. Not only does their support help us to offer a more attractive prize list, it also goes a long way to ensuring the future of the event by reducing the financial burden on the club, for which we are all extremely grateful.

Congratulations, not only to all the prize winners, but to all those who managed to finish on what was quite a difficult day. For those of you who found the going just a little too tough please come back and give it another go next year, we must be due a break in the weather soon!?

See you all again next year.



SPECTER & GRANT
Solicitors **S&G**

Injured in an accident?
Not Your Fault?

Contact Specter & Grant the specialist cycle accident solitars

We offer:

- A speedy, efficient nationwide service to recover maximum compensation.
- A no win no fee scheme

Freephone on
0800 163682

No hidden charges

Member of the Law Society Personal Injury Panel

PROMOTION

Anfield Bicycle Club
Formed March, 1879

Don't Forget!!!

Don't forget the Anfield Bicycle Club Open 25-mile Time Trial on Sunday 22nd
September

Event Secretary: Martin Cartwright, 60 Forest Drive, Broughton,
Flintshire. CH4 0QJ Tel. 01244 539979



Anfield Bicycle Club

Founded March 1879

Event Secretary S. J. Twigg
 187 Longlands
 Hemel Hempstead
 Hertfordshire
 HP2 4EN
 01442 260334
 07747 047302

Timekeepers R. McNamee
 K.S.N. Orum

Handicapper C.R. Griffiths

Results of the Anfield Bicycle Club 100 Mile Time Trial Held 26th May 2003

Promoted for and on behalf of Cycling Time Trials under their Rules and Regulations.

Scratch Prizes.

1st	Gethin Butler	Preston Wheelers	3:53:48	£100.00
			Plus WR Donovan Trophy held for one year	
2nd	David Johnson	High Wycombe CC	4:04:51	£50.00
3rd	Howard Waller	Oxford City CC	4:05:01	£40.00
4th	Malcolm Cox	VC St Raphael	4:07:45	£30.00
5th	Michael Perrin	Ashfield RC	4:12:37	£20.00

Handicap Prizes.

1st H'cap	Jonathan Morgan	North Shropshire Whrs	3:35:17	£30.00
2nd H'cap	Miles Jenkins	Chester RC	3:35:52	£20.00
3rd H'cap	David Preece	Crewe Clarion Whrs	3:36:56	£10.00

Veteran Prizes.

1st on Std	Cliff Tremaine	Kettering CC	plus 63.51	£30.00
2nd on Std	Miles Jenkins	Chester RC	plus 60.26	£20.00
3rd on Std	= Phil Guy	North Shropshire Whrs	plus 60.24	£10.00
	= David Johnson	High Wycombe CC	plus 60.24	£10.00

Fastest Vet	David Johnson	High Wycombe CC	4:04:51	£10.00
-------------	---------------	-----------------	---------	--------

Fastest Woman	Marina Bloom	Walsall RCC	4:33:59	£50.00
---------------	--------------	-------------	---------	--------

Fastest at 50 Miles	Gethin Butler	Preston Wheelers	1:54:14	£10.00
---------------------	---------------	------------------	---------	--------

Fastest Tricyclist	Paul Oak	Didcot Phoenix CC	5:24:33	£10 Deeside Voucher
--------------------	----------	-------------------	---------	---------------------

Fastest on Fixed	Karl Austin	Cungieton CC	4:26:16	£10 Deeside Voucher
------------------	-------------	--------------	---------	---------------------

Youngest Rider	James Stewart	Kirkby CC	4:33:44	£10 Deeside Voucher
----------------	---------------	-----------	---------	---------------------

Fastest Tandem	R Almond/J Churton	Wolverhampton Whrs	4:17:20	£10 Deeside Voucher
----------------	--------------------	--------------------	---------	---------------------

Team Prizes.

1st Team	Pete Read Racing	Simon Beldon Steve Smales Chris Higgins	4:13:04 4:14:12 4:32:02	The Ernie Davis Memorial cup to be held for one year Plus Gold Medals
----------	------------------	---	-------------------------------	---

2nd Team	N Shropshire Whrs	Phil Guy Nigel Farr Jonathan Morgan	4:26:30 4:34:53 4:45:17	Silver Medals
----------	-------------------	---	-------------------------------	---------------

1st Womans Team	Walsall RCC	Marina Bloom Lynne Taylor Claire Ashton	4:33:59 5:04:06 5:33:33	Silver Medals
-----------------	-------------	---	-------------------------------	---------------

1st Trike Team	Not Awarded			Silver Medals
----------------	-------------	--	--	---------------

Anfield Bicycle Club.

Pos	No	Name	Club	Time	H'cap	H'cap Time	Vet Std Time	Vet +/-	Cat
1	75	Gethin Butler	Preston Wheelers	3:53:48	Scratch	NIL	N/A	N/A	S
2	60	David Johnson	High Wycombe CC	4:04:51	0:17:00	3:47:51	5:05:15	1:00:24	V
3	45	Howard Waller	Oxford City RC	4:05:01	0:20:00	3:45:01	N/A	N/A	S
4	50	Malcolm Cox	VC St Raphael	4:07:45	0:18:00	3:49:45	N/A	N/A	S
5	35	Michael Perrin	Ashfield RC	4:12:37	0:22:00	3:50:37	5:02:56	0:50:19	V
6	71	Simon Beldon	Peter Read Racing	4:13:04	0:23:00	3:50:04	N/A	N/A	S
7	61	Steve Smales	Peter Read Racing	4:14:12	0:24:00	3:50:12	N/A	N/A	S
8	20	Robert Neilson	Duckinfield CC	4:16:29	0:26:00	3:50:29	4:56:14	0:39:45	V
9	21	Billy Rodgers	Rossendale RC	4:16:53	0:32:00	3:44:53	5:00:43	0:43:50	V
10	55	Neil Skellern	Congleton CC	4:17:23	0:18:00	3:59:23	N/A	N/A	S
11	70	Andy Briggs	Doncaster Wheelers	4:21:02	0:16:00	4:05:02	N/A	N/A	S
12	65	Chris Hopkinson	Preston Wheelers	4:23:17	0:07:30	4:15:47	N/A	N/A	S
13	76	D Brabbin	Wigan Wheelers	4:25:13	0:20:00	VOID*	4:45:17	VOID*	V
14	56	Phil Guy	North Shropshire Whrs	4:26:30	0:24:00	4:02:30	5:26:54	1:00:24	V
15	46	Ferdinand Laussmann	Coventry CC	4:27:14	0:26:00	4:01:14	5:00:43	0:33:29	V
16	41	Karl Auslin	Congleton CC	4:28:16	0:27:30	4:00:46	N/A	N/A	S
17	63	Miles Jenkins	Chester RC	4:30:52	0:55:00	3:35:52	5:31:18	1:00:26	V
18	25	Chris Higgins	Peter Read Racing	4:32:02	0:32:00	4:00:02	N/A	N/A	S
19	26	Robert Harrison	Lyme RC	4:32:29	0:36:00	3:56:29	N/A	N/A	S
20	37	James Stewart	Kirkby CC	4:33:44	0:50:00	3:43:44	N/A	N/A	J
21	57	Marina Bloom	Walsall RCC	4:33:59	0:36:30	3:57:29	N/A	N/A	WS
22	40	Nigel Farr	North Shropshire Whrs	4:34:53	0:22:00	4:04:30	5:12:09	0:45:39	V
23	27	Tobias Capell	High Wycombe CC	4:36:32	0:50:00	3:46:32	N/A	N/A	S
24	22	Garry Brown	Weaver Valley CC	4:37:29	0:50:00	3:47:29	5:12:09	0:34:40	V
25	43	Mark Tabor	City of Chester Tri	4:38:02	0:50:00	3:48:02	4:56:14	0:18:12	V
26	36	Jim Henderson	Southport CC	4:38:03	0:30:00	4:08:03	N/A	N/A	S
27	72	Steve Jackson	Macclesfield Wheelers	4:39:34	0:29:30	4:10:04	N/A	N/A	S
28	58	Andrew Barton	Oswestry Paragon CC	4:39:53	0:50:00	3:49:53	5:09:51	0:29:58	V
29	39	Dave Preece	Crewe Clarion Whrs	4:41:56	1:05:00	3:36:56	N/A	N/A	S
30	23	Steve Gelder	Peter Read Racing	4:42:16	0:53:00	3:49:16	N/A	N/A	S
31	18	Jonathan Morgan	North Shropshire Whrs	4:45:17	1:10:00	3:24:53	5:09:57	0:35:04	V
32	13	Ned Millington	Oswestry Paragon CC	4:45:23	0:50:00	3:55:23	5:05:15	0:19:52	V
33	64	Keith Nield	Chester RC	4:47:00	1:05:00	3:42:00	5:43:51	0:58:51	V
34	30	Steve Burrows	Peter Read Racing	4:47:43	0:24:00	4:23:43	5:00:43	0:13:00	V
35	66	Colin Hayes	Liverpool Century RC	4:48:03	0:23:30	4:24:33	N/A	N/A	S
36	59	Dave Towell	Chester RC	4:52:34	1:08:00	3:44:34	5:31:18	0:38:44	V
37	33	George Darlington	Liverpool Century RC	4:54:31	1:04:00	3:50:31	5:43:51	0:49:20	V
38	11	Andy White	City of Chester Tri	4:57:09	1:00:00	3:57:09	N/A	N/A	S
39	42	Karl Ginn	Leicester Forest CC	4:57:58	0:46:00	4:11:58	N/A	N/A	S
40	48	Peter Vagg	Oswestry Paragon CC	4:58:15	1:05:00	3:53:15	5:36:17	0:38:02	V
41	32	Delwyn Jones	Wreksport CC	4:58:22	0:50:00	4:08:22	N/A	N/A	S
42	38	Kathryn Smith	Nottingham Clarion CC	5:00:06	1:00:00	4:00:06	5:33:45	0:33:39	WV
43	54	Michael Armstrong	Liverpool Century RC	5:03:52	1:10:00	3:53:52	5:09:57	0:06:05	V
44	73	Lynne Taylor	Walsall RCC	5:04:06	0:32:00	4:32:06	N/A	N/A	WS
45	34	Vince Evans	Wreksport CC	5:07:33	1:10:00	3:57:33	5:00:43	NA	V
46	69	Rob Waghorn	Congleton CC	5:10:52	0:52:00	4:18:52	5:31:18	0:20:26	V
47	68	Paul Taylor	Wigan Wheelers	5:11:27	0:40:00	4:31:27	4:54:02	-8.54	V
48	24	Peter Flemmich	Mid Shropshire Whrs	5:12:13	1:14:00	3:58:13	N/A	N/A	S
49	16	John Wallis	Crewe Clarion Whrs	5:14:03	1:00:00	4:14:03	N/A	N/A	S
50	49	Ian Kellaway	Coventry CC	5:14:05	1:10:00	4:04:05	5:00:43	-13.22	V
51	1	Andrew Durber	North Shropshire Whrs	5:21:27	1:10:00	4:11:27	6:07:32	0:46:05	V
52	7	Paul Oak	Didcot Phoenix CC	5:24:33	1:28:00	3:56:33	6:13:02	0:48:29	TV
53	15	Cliff Tremaine	Kettering CC	5:26:20	1:04:00	4:22:20	6:30:11	1:03:51	TV
54	44	Peter Nelson	Congleton CC	5:30:22	1:10:00	4:20:22	6:07:32	0:37:10	V
55	6	Claire Ashton	Walsall RCC	5:33:33	1:20:00	4:13:33	5:38:48	0:05:15	WV
55	5	Don Jenkins	Birkenhead Victoria CC	5:35:29	1:40:00	3:55:29	5:59:27	0:22:58	V
57	3	Eric Tremaine	Leicestershire RC	5:37:14	1:30:00	4:07:14	6:13:02	0:35:48	TV
58	4	Jim Ithell	Derby Mercury RC	5:48:23	1:40:00	4:08:23	6:18:41	0:30:18	TV
Tan1	47	R Almond/J Churton	Wolverhampton Whrs	4:17:20	0:44:00	3:33:20	4:56:44	0:39:24	TanV
	14	Richard Millar	North Bucks CC	DNF	1:00:00	NIL	N/A	N/A	S
	19	John Huddleston	Central Lancashire RC	DNF	1:14:00	NIL	5:41:20	NIL	V
	31	David McKay	Weaver Valley CC	DNF	0:30:00	NIL	N/A	N/A	S
	51	Ian Clark	Abbotsford Park RC	DNF	0:26:00	NIL	5:36:17	NIL	V
	62	Neil Stewart	Wigan Wheelers	DNF	0:35:30	NIL	N/A	N/A	S
	67	Ian Noons	Spintech Racing	DNF	0:33:00	NIL	4:56:14	NIL	V
	74	Ian Hawkins	Birkenhead NE CC	DNF	0:36:00	NIL	N/A	N/A	S
	2	Gail Summerlin	Leicestershire RC	DNS	2:00:00	NIL	6:02:07	NIL	WV
	8	Debbie Knott	Ickneild RC	DNS	1:40:00	NIL	N/A	N/A	WS
	9	Martin Sowersy	Garforth Wheelers	DNS	1:00:00	NIL	5:07:33	NIL	V
	10	Jonathan Beard	Royal Forest of Dean CC	DNS	1:08:00	NIL	N/A	N/A	TS
	12	Kingsley Child	Garforth Wheelers	DNS	1:00:00	NIL	5:09:51	NIL	V
	17	Nev Ashman	Tame Valley RC	DNS	1:04:00	NIL	5:57:34	NIL	V
	28	Nick Baker	Garforth Wheelers	DNS	1:00:00	NIL	N/A	N/A	S
	29	Mark Taylor	North Shropshire Whrs	DNS	1:14:00	NIL	N/A	N/A	S
	52	K S Jeffs	Coventry CC	DNS	0:40:00	NIL	4:54:02	NIL	V
	53	Jackie White	Tunstall Wheelers CC	DNS	1:04:00	NIL	N/A	N/A	WS

*Note. No 76 D Brabbin entered as tandem, but rode solo. Only two riders declared riding on fixed.



Anfield Bicycle Club

Formed March 1879

Event Secretary

Stuart Twigg,
187 Longlands,
Adeyfield,
Hemel Hempstead,
Hertfordshire.
HP2 4EN
01442 260334
stwigg@btconnect.com

Notes from the Event Secretary.

I'll start this note with a number of "thank you"s.

Firstly, to the most important people without whom the event could not function – the Timekeepers. Thanks to Bob Mcnamee and Keith Orum C for timing the hundred and Ben Griffiths for the 50-mile mark.

Secondly, to all the marshals who stood on corners and roundabouts. My especial thanks go to those marshals not of the Anfield BC; Bob and Ruth Williams and members of the Mersey RC; Cliff Ash and the Mid Shropshire Wheelers together with other supporters who lent a hand. Extra thanks go to those Anfielders who were out before the start, performed more than one duty and were still there long after everyone else had gone home. Thanks go to my father, Mike, who tidied and mopped up after those who discarded rubbish and spilled tea without a care.

Thirdly, to the catering staff, Pippa Orum, my mother Pat and my niece Emma. Thanks also go to my nephew Alex who ran errands and brought me tea! Cake recipes are available on request.

Fourthly, to Deeside Cycles for their donations of vouchers. Even if you didn't receive a voucher, please feel free to spend your hard-earned wages there. They can be found at www.deesidecycles.com or simply dial 01244 812067/831110. Thanks also go to Phil Griffiths for his kind donation.

As you are aware, we were unable to run this year's course along the A41 due to roadworks. The bridge at Sandford has been controlled by traffic lights for some time and no firm date is available for their removal. I do hope you liked our course; sorry it wasn't pan flat but the Anfield Hundred wouldn't be the same if it were too easy! Thanks again go to Cliff Ash for his tireless work in measuring the course and ensuring a safe start and finish point. I'm sure many of you were slightly concerned by the view uphill from the start though!

I will be looking into a new course for next year, possibly avoiding the A49 if the A41 is back on the cards. The course may take us north up the A41 towards Chester but may incur the penalty of a long drag into the wind.

There were a few non-finishers this year, mostly put off by the circuit. Better luck next year. I won't go into a "gentlemen in England now a-bed shall think themselves accused they were not here, and hold their manhood's cheap whiles any speaks that fought with us upon Saint Crispin's day" type speech but at least you started and can take pride in the distance you completed.

I received an e-mail from one of the non-starters saying they could not find the event HQ. My apologies go to them for a wasted journey. However, there were bright yellow signs and arrows off the A49 but somehow these were missed. I had included the grid reference in the start card, also my mobile number but received no calls. If in doubt, RTFI!

Moving on to next year, I will be organizing the event again. Veterans should be aware that next year's event incorporates the Veterans National Championship Hundred. As I wrote in the letter sent out with the start cards, I welcome any comments/advice/abuse/cash to enable next year's event to be better than this year. You can contact me at the above address or by e-mail.


Many of you travel some distance to this event and often arrive in the area on Sunday afternoon. Next year the Anfield Bicycle Club will be holding a club luncheon on the Sunday afternoon prior to the event. The location will be in the Chester area and estimated cost will be in the region of £15 per head. Riders and there families/supporters are most welcome. A newsletter will be sent out in January/February allowing you to buy tickets; following this, a second newsletter will be sent confirming the location and actual cost. No last minute entries will be allowed and no entry on the line...

Final thanks go to the riders for their gift of £7-00. That entry fee has to go a long way but there is no intention of increasing that for next year. Vets who enter the National Championship will incur an extra charge.

Finally, my apologies go to Will Rogers of the North Shropshire Wheelers who I missed off the start card. They also go to Debbie Knott of the Ickneild Road Club who drove up from Luton, found the start but not the event HQ. Lastly they go to Delwyn Jones of the Wrekensport CC for incorrectly typing his name.

All for now, look out in you mail next year for the Anfield Hundred Newsletter.

Regards,



p.s. Don't forget our "25" on the 21st September.

Riders will find enclosed order forms from Kimroy Photography. Brian Jones of Kimroy has kindly donated three prize vouchers that have been issued on a purely random basis. If you received one, well done. If you didn't, please feel free to use his excellent service.



Anfield Bicycle Club

Founded March 1879

Event Secretary S. J. Twigg
 187 Longlands
 Hemel Hempstead
 Hertfordshire
 HP2 4EN
 01442 260334
 07747 047302

Timekeepers R. McNamee
 K.S.N. Orum

Handicapper C.R. Griffiths

Results of the Anfield Bicycle Club 100 Mile Time Trial Held 31st May 2004

Promoted for and on behalf of Cycling Time Trials under their Rules and Regulations.

Incorporating the VTTA National Championship 100 Mile Time Trial.

Scratch Prizes.

1st:	Nikolaus Gardiner	Timetrial.co.uk RT	3:51:39	£100.00
			Plus WR Donovan Trophy held for one year	
2nd:	Wayne Levet	VC St Raphael	3:55:13	£50.00
3rd:	Andy Briggs	Doncaster Wheelers	3:59:18	£40.00
4th:	Billy Rodgers	Kent Valley RC	4:00:48	£30.00
5th:	Neil Skellern	Congleton CC	4:02:16	£20.00

Handicap Prizes.

1st H'cap:	Colin Baldwin	Southport CC	3:27:12	£30.00
2nd H'cap:	Delwyn Jones	Wrekensport CC	3:39:42	£20.00
3rd H'cap:	Mike Cotgreave	Westmead Team 88	3:40:56	£10.00

Fastest Woman: Carole Gandy San Fairy Ann CC 4:23:21 £50.00

Fastest at 50 Miles: Wayne Levet VC St Raphael 1:54:55 £10.00

Fastest Tricyclist: Cliff Tremaine Kettering CC 5:10:49 £10.00

Fastest on Fixed: Karl Austin Congleton CC 4:10:52 £10.00

Fastest Tandem: A&C Roberts North Shropshire Wheelers 3:50:53 £10.00

Team Prizes.

1st Team: Southport CC Jim Henderson 4:15:20 The Ernie Davis Memorial
 David Hilton 4:21:33 cup to be held for one year
 Colin Baldwin 4:27:12 Plus Gold Medals

2nd Team: Congleton CC Neil Skellern 4:02:16 Silver Medals
 Karl Austin 4:10:52
 Peter Nelson 5:11:45

Veteran Prizes.

1st on Std:	Jim Goodwin	Sheffield Phoenix CC	plus 1:46:25	£30.00
2nd on Std:	Derek Hodgins	National Clarion CC	plus 1:41:50	£20.00
3rd on Std:	Brian Sunter	Condor RC	plus 1:41:11	£10.00
Fastest Vet:	Billy Rodgers	Kent Valley RC	4:00:48	£10.00
1st Tandem on std:	P&J Wilson	Bath CC	plus 0:57:05	£10.00
1st Trike on std:	Cliff Tremaine	Kettering CC	plus 1:25:15	£10.00

VTTA National Championship.

Age 40 - 49 on std:	Billy Rogers	Kent Valley CC	plus 1:02:08	Yellow Jersey
Age 50 - 59 on std:	Carole Gandy	San Fairy Ann CC	plus 1:36:06	Yellow Jersey
Age 60 - 69 on std:	Frank Kerry	Lancs RC	plus 1:39:39	Yellow Jersey
Age 70 + on std:	Jim Goodwin	Sheffield Phoenix CC	plus 1:46:25	Yellow Jersey
1st Overall on std:	Jim Goodwin	Sheffield Phoenix CC	plus 1:46:25	Championship Cap
Team on std:	Southport CC	B Lloyd, C Baldwin, D Unsworth		VTTA Medal each

Anfield Bicycle Club.

Pos	No	Name	Club	Time	H'cap	H'cap Time	Std Time	Vet +	Cat
1	100	Nikolaus Gardiner	Timetrial.co.uk RT	3:51:39	Scratch				35
2	80	Wayne Level	VC St Raphael	3:55:13	0:12:00	3:43:13			35
3	95	Andy Briggs	Doncaster Wheelers	3:59:18	0:13:00	3:46:18			39
4	75	Billy Rodgers	Kent Valley RC	4:00:48	0:14:00	3:46:48	05:02:56	1:02:08	44
5	70	Neil Skellern	Congleton CC	4:02:16	0:13:00	3:49:16	04:54:02	0:51:46	40
6	90	Brian Sunter	Condor RC	4:02:40	0:03:00	3:59:40	05:43:51	1:41:11	61
7	89	Simon Beldon	Pete Read Racing	4:02:48	0:04:00	3:58:48			34
8	60	Robert Nelson	Dukinfield CC	4:03:36	0:14:00	3:49:36	04:58:29	0:54:53	42
9	50	Nick Cave	Leicester Forest CC	4:07:45	0:16:00	3:51:45			38
10	40	Karl Austin	Congleton CC	4:10:52	0:17:00	3:53:52	04:54:02	0:43:10	40
11	86	Dave Brabbin	Wigan Wheelers CC	4:11:31	0:27:00	3:44:31	05:09:51	0:58:20	47
12	65	Brian Phillips	East Grinstead CC	4:14:28	0:16:00	3:58:28	05:02:56	0:48:28	44
13	71	Paul Robinson	Ystwyth CC	4:15:09	0:22:00	3:53:09			36
14	25	Jim Henderson	Southport CC	4:15:20	0:27:00	3:48:20			31
15	56	Ray Retter	North Devon Whrs	4:15:30	0:27:00	3:48:30	05:36:17	1:20:47	58
16	41	David Wright	Warrington RC	4:16:25	0:25:00	3:51:25	05:05:15	0:48:50	45
17	67	Mike Cotgreave	Westmead Team 88	4:16:56	0:36:00	3:40:56	05:41:20	1:24:24	60
18	30	Nigel Farr	North Shropshire Whrs	4:21:24	0:27:00	3:54:24	05:14:27	0:53:03	49
19	36	David Hilton	Southport CC	4:21:33	0:27:00	3:54:33			39
20	57	Martin Cornwell	Oswestry Paragon CC	4:21:46	0:36:00	3:45:46			37
21	42	Frank Kerry	Lancs RC	4:22:28	0:39:00	3:43:28	06:02:07	1:39:39	68
22	72	Carole Gandy	San Fairy Ann CC	4:23:31	0:30:00	3:53:31	05:59:27	1:35:56	W59
23	87	Derek Boocock	Bob Jackson RT	4:23:33	0:35:00	3:48:33	05:09:51	0:46:18	47
24	51	Roland Elsdon	Rugby RCC	4:23:36	0:24:00	3:59:36	05:07:33	0:43:57	46
25	61	John Leach	Kent Valley RC	4:25:10	0:24:00	4:01:10	05:38:48	1:13:38	59
26	91	Derek Hodgins	National Clarion CC	4:25:42	0:20:00	4:05:42	06:07:32	1:41:50	70
27	97	Jim Goodwin	Sheffield Phoenix CC	4:26:37	0:30:00	3:56:37	06:13:02	1:46:25	68
28	64	Colin Baldwin	Southport CC	4:27:12	1:00:00	3:27:12	05:33:46	1:06:34	57
29	62	Michael Heesom	Merseyside Wheelers	4:27:13	0:35:00	3:52:13	04:56:14	0:29:01	41
30	53	Karl Ginn	Leicester Forest CC	4:27:42	0:41:00	3:46:42			29
31	77	Miles Jenkins	Chester RC	4:28:57	0:35:00	3:53:57	05:07:33	0:38:36	46
32	92	Ian Noons	Stone Wheelers	4:29:16	0:26:00	4:03:16	04:56:14	0:26:58	41
33	96	Marina Bloom	Walsall RCC	4:29:34	0:27:00	4:02:34			W37
34	15	Bill Lloyd	Southport CC	4:29:47	0:39:00	3:50:47	05:54:10	1:24:23	65
35	81	Lynne Taylor	Walsall RCC	4:30:03	0:22:00	4:08:03			W35
36	66	Ken Hargreaves	Pete Read Racing	4:30:09	0:27:00	4:03:09	05:51:34	1:21:25	64
37	38	Cliff Beldon	Lindsey RCC	4:34:14	0:50:00	3:44:14	05:33:45	0:59:31	57
38	99	Allan Miller	Caesarean CC	4:35:35	0:52:00	3:43:35	05:43:51	1:08:16	61
39	32	Dave Allen	Fibrax-Wrexham RC	4:38:56	0:46:00	3:52:56			38
40	74	Derek Unsworth	Leigh Premier RC	4:41:18	0:45:00	3:56:18	05:16:49	0:35:31	50
41	20	Eric Ruthenberg	Matlock CC	4:42:34	0:38:00	4:04:34	05:26:24	0:43:50	54
42	24	Delwyn Jones	Wrekinsport CC	4:43:42	1:04:00	3:39:42			35
43	21	Dave Smith	Rochdale Tri Club	4:46:30	0:46:00	4:00:30	04:58:29	0:11:59	42
44	84	Dover Disney	Ludlow CC	4:46:34	0:54:00	3:52:34	05:12:09	0:25:35	48
45	34	Derek Unsworth	Southport CC	4:47:22	1:06:00	3:41:22	05:46:23	0:59:01	62
46	52	Kevin Jeffs	Coventry CC	4:48:02	0:35:00	4:13:02	04:56:14	0:08:12	41
47	83	John Atkins	Coventry RC	4:48:51	0:44:00	4:04:51	05:46:23	0:57:32	62
48	76	Steve Jackson	Macclesfield Wheelers	4:48:52	0:27:00	4:21:52			37
49	10	Roger Squire	Fibrax-Wrexham RC	4:49:51	0:40:00	4:09:51			35
50	31	Ian Ellis	Rugby RCC	4:50:04	0:40:00	4:10:04			37
51	37	Robert Whittaker	Southport CC	4:50:15	0:44:00	4:06:15			37
52	88	Michael Armstrong	Liverpool Century CC	4:50:44	0:44:00	4:06:44	05:09:51	0:19:07	47
53	98	Brian Hall	Stafford RC	4:51:03	0:46:00	4:05:03	05:51:34	1:00:31	64
54	11	Peter Wright	Rugby RCC	4:52:27	1:00:00	3:52:27			39
55	43	Joshua Whiteley	Harlech Wheelers	4:54:50	0:46:00	4:08:50			32
56	93	Ian Kellaway	Coventry RC	4:54:59	0:45:00	4:09:59	05:00:43	0:05:44	43

Anfield Bicycle Club.

57	59	Chris Vessey	Middlesex RC	4:58:50	1:05:00	3:53:50	05:41:20	0:42:30	60
58	9	Alex Munro	Lancashire RC	5:00:47	1:06:00	3:54:47	06:10:17	1:09:30	71
60	22	Sean O'Toole	V C Sevale	5:01:44	1:00:00	4:01:44	04:58:29		42
61	29	William Picton	Wyre Forest CRC	5:02:04	1:10:00	3:52:04	06:18:41	1:16:37	74
62	79	Rob Rix	Southport CC	5:02:20	0:54:00	4:08:20	05:31:18	0:28:58	56
63	48	Ken Downing	Wrekensport CC	5:06:41	0:46:00	4:20:41	05:00:43		43
64	39	Susan Elsdon	Rugby RCC	5:09:16	1:01:00	4:08:16	05:19:12	0:09:56	W43
65	47	Don Picken	Stafford RC	5:09:40	0:41:00	4:28:40	05:43:51	0:34:11	61
66	28	Paul Croft	Yorks RC	5:10:44	1:03:00	4:07:44	05:00:43		43
67	63	Cliff Tremaine	Kettering CC	5:10:49	0:50:00	4:20:49	06:36:04	1:25:15	T69
68	35	Terry Coging	Stafford RC	5:10:50	0:18:00	4:52:50	05:54:10	0:43:20	65
69	54	Peter Nelson	Congleton CC	5:11:45	1:02:00	4:09:45	06:10:17	0:58:32	71
70	12	John Shakespeare	Harlech Wheelers	5:15:17	1:00:00	4:15:17	05:28:51	0:13:34	55
71	16	Pat Rice	Rochdale Tri Club	5:17:40	1:00:00	4:17:40			34
72	6	Yvonne Unsworth	Southport CC	5:18:10	1:25:00	3:53:10	06:04:47	0:46:37	W61
73	17	Terry Seanor	Southport CC	5:20:08	1:05:00	4:15:08	06:07:32	0:47:24	70
74	73	Jim Hopper	Derby Mercury RC	5:23:19	0:58:00	4:25:19	06:15:51	0:52:32	T62
75	5	Paul Taylor	Rochdale Tri Club	5:29:00	1:00:00	4:29:00	05:14:27		49
76	33	Alan Hulme	Rochdale Tri Club	5:35:30	1:00:00	4:35:30	05:23:27		53
77	23	Jim Ithell	Derby Mercury CC	5:38:14	1:30:00	4:08:14	06:21:30	0:43:16	T64
78	19	Robert Wild	Rochdale Tri Club	6:19:12	1:30:00	4:49:12			34
79	8	William Parsonage	Warwickshire RC	6:21:24	1:40:00	4:41:24	06:24:24	0:03:00	76
Tan1	105	Alan/Christine Roberts	North Shropshire Whrs	3:58:53	0:08:00	3:50:53	04:46:19	0:47:26	Tan47/46
Tan2	101	Peter/Janet Wilson	Bath CC	4:47:35	0:38:00	4:09:35	05:44:40	0:57:05	Tan69/70
	14	Vince Evans	Wrekensport CC	DNF	1:06:00				44
	58	James Roberson	Cardiff Byways RCC	DNF	0:58:00				53
	68	John Keenan	Southport CC	DNF	0:50:00				64
	82	Tony Stott	Science In Sport	DNF	0:30:00				59
	85	Robert Tobin	Rugby RCC	DNF	0:13:00				32
	103	Norman/Sylvia Powell	Oldbury & District CC	DNF	0:32:00				Tan66/64
	4	Gail Summerlin	Leicestershire RC	DNS	2:00:00				W61
	7	Neal Prestage	Rochdale Tri Club	DNS	1:30:00				36
	13	Ken Usher	Icknield RC	DNS	1:05:00				T69
	18	Peter Yates	Otley CC	DNS	1:07:00				71
	26	Anthony Lowe	Rochdale Tri Club	DNS	0:40:00				44
	27	Chris Duoba	Rochdale Tri Club	DNS	1:00:00				43
	45	Colin Stiles	Rugby RCC	DNS	0:17:00				46
	46	Pauk Kirk	Bob Jackson RT	DNS	0:27:00				29
	78	Chris Higgins	Pete Read Racing	DNS	0:44:00				37
	94	Martyn Sackville	Leigh Premier RC	DNS	0:50:00				36
	44	John Huddleston	Central Lancs RC	DNS Apol	1:03:00				61
	49	Claire Ashton	Walsall RCC	DNS Apol	1:03:00				W52
	55	Ferdinand Laussmann	Coventry CC	DNS Apol	0:16:00				43
	69	David Towell	Chester RC	DNS Apol	0:59:00				57

A date for your diaries is the 19th September. The Anfield Twenty Five on the D25/8. I am the organiser and the address in the handbook is correct, as I am in the process of moving! Entries posted to the Chester address will get to me!

VTTA NATIONAL 100 MILE TIME TRIAL
Held 31st May 2004 Course D100/2

Run by the ANFIELD BICYCLE CLUB in conjunction with their
100 mile TT. Event organiser S.J. Twigg

AGES 40 TO 49						
No.	Name	Club	Age	Std	Time	Std Time
1	Billy Rogers	Kent Valley RC	44	5.02.56	4.00.48	62.08
2	Dave Brabbin	Wigan Wh	47	5.09.51	4.11.31	58.20
3	Nigel Farr	N Shrop Wh	49	5.14.27	4.21.24	53.03
4	Neil Skellern	Congleton CC	40	4.54.02	4.02.16	51.46
5	Karl Austin	Congleton CC	40	4.54.02	4.10.52	43.10
6	Miles Jenkins	Chester RC	46	5.07.33	4.28.57	38.36
7	Micheal Armstrong	Liverpool Cent	47	5.09.51	4.50.44	19.07
8	Paul Croft	Yorks CC	43	5.00.43	5.10.44	-10.01
	Ferd' Laussmanr	Coventry CC	43	5.00.43	DNS	
	Robert Nelson	Dukinfield CC	42	4.58.29	DNS	
	Colin Stiles	Rugby RCC	46	5.07.33	DNS	
	Vince Evans	Wrekinsport CC	44	5.02.56	DNF	

AGES 50 TO 59						
No.	Name	Club	Age	Std	Time	Std Time
1	Carole Gandy	San Fairy Ann CC	59	5.59.27	4.23.21	96.06
2	Ray Ratter	North Devon Wh	58	5.38.17	4.15.30	82.47
3	John Leach	Kent Valley RC	59	5.38.48	4.25.10	73.38
4	Colin Baldwin	Southport CC	57	5.33.46	4.27.12	66.33
5	Eric Ruthinberg	Matlock CC	54	5.26.24	4.42.34	43.50
6	Rob Rix	Southport CC	56	5.31.18	5.02.20	28.58
7	John Shakespeare	Harlech Wh	55	5.28.51	5.15.17	13.34
	James Roberson	Cardiff Byways	53	5.23.57	DNF	
	David Towell	Chester RC	57	5.33.46	DNS	
	Claire Ashton	Walsall RCC	52	5.41.20	DNS	
	Tony Stott	Science ib Sport	59	5.38.48	DNF	

AGES 60 TO 69						
No.	Name	Club	Age	Std	Time	Std Time
1	Brian Sunter	Condor RC	61	5.43.51	4.02.40	101.11
2	Frank Kerry	Lancs RC	68	6.02.07	4.22.28	99.39
3	Cliff Tremaine T	Kettering CC	69	6.36.04	5.10.49	85.15
4	Mike Cotgreave	Westmead Team 88	60	5.41.20	4.16.56	84.24
5	Bill Lloyd	Southport CC	65	5.54.10	4.29.47	84.23
6	Ken Hargreaves	Pete Read Racing	64	5.51.34	4.30.09	81.25
7	Allan Miller	Caesarean CC	61	5.43.51	4.35.35	68.16
8	Brian Hall	Stafford RC	64	5.51.34	4.51.03	60.31
9	Derek Unsworth	Southport CC	62	5.46.23	4.47.22	59.01
10	Jim Hopper T	Derby Mercury RC	62	6.15.51	5.23.19	52.32
11	Yvonne Unsworth	Southport CC	61	6.04.47	5.18.10	46.10
12	Terry Coging	Stafford RC	65	5.54.10	5.10.50	44.20
13	Jim Ithell T	Derby Mercury CC	64	6.21.30	5.38.16	43.16
14	Chris Vessey	Middlesex RC	60	5.41.20	4.58.50	42.30
15	Don Picken	Stafford RC	61	5.43.51	5.09.40	34.11
	John Keenan	Southport CC	64	5.51.34	DNF	
	John Huddleston	Cent lancs RC	61	5.43.51	DNS	
	Ken Usher T	Icknield RC	69	6.36.04	DNS	
	Gail Summerlin	Leicestershire	61	6.04.47	DNS	

AGES 70 plus						
No.	Name	Club	Age	Std	Time	Std Time
1	Jim Goodwin	Sheffield Phoenix CC	72	6.13.02	4.26.37	106.25
2	Derek Hodgins	National Clarion CC	70	6.07.32	4.25.42	101.50
3	William Picton	Wyre Forest CRC	74	6.18.41	5.02.04	76.37
4	Alex Munro	Lancashire RC	71	6.10.17	5.00.47	69.30
5	Peter Nelson	Congleton CC	71	6.10.17	5.11.45	58.32
6	Terry Seanor	Southport CC	70	6.07.32	5.20.08	47.24
7	William Parsonage	Warwickshire RC	76	6.24.24	6.21.24	3.00
	Peter Yates	Otley CC	71	6.10.17	DNS	

Psn	Name	Club	Age	Std	Time	Std Time
1	Jim Goodwin	Sheffield Phoenix CC	72	6.13.02	4.26.37	1.46.25
2	Derek Hodgins	National Clarion CC	70	6.07.32	4.25.42	1.41.50
3	Brian Sunter	Condor RC	61	5.43.51	4.02.40	1.41.11
4	Frank Kerry	Lancs RC	68	6.02.07	4.22.28	1.39.39
5	Carole Gandy	San Fairy Ann CC	59	5.59.27	4.23.21	1.36.06
6	Cliff Tremaine T	Kettering CC	69	6.36.04	5.10.49	1.25.15
7	Mike Cotgreave	Westmead Team 88	60	5.41.20	4.16.56	1.24.24
8	Bill Lloyd	Southport CC	65	5.54.10	4.29.47	1.24.23
9	Ray Ratter	North Devon Wh	58	5.38.17	4.15.30	1.22.27
10	Ken Hargreaves	Pete Read Racing	64	5.51.34	4.30.09	1.21.25
11	William Picton	Wyre Forest CRC	74	6.18.41	5.02.04	1.16.37
12	John Leach	Kent Valley RC	59	5.38.48	4.25.10	1.13.38
13	Alex Munro	Lancashire RC	71	6.10.17	5.00.47	1.09.30
14	Allan Miller	Caesarean CC	61	5.43.51	4.35.35	1.08.16
15	Colin Baldwin	Southport CC	57	5.33.46	4.27.12	1.06.33
16	Billy Rogers	Kent Valley RC	44	5.02.56	4.00.48	1.02.08
17	Brian Hall	Stafford RC	64	5.51.34	4.51.03	1.00.31
18	Derek Unsworth	Southport CC	62	5.46.23	4.47.22	59.01
19	Peter Nelson	Congleton CC	71	6.10.17	5.11.45	58.32
20	Dave Brabbin	Wigan Wh	47	5.09.51	4.11.31	58.20
21	Nigel Farr	N Shrop Wh	49	5.14.27	4.21.24	53.03
22	Jim Hopper T	Derby Mercury RC	62	6.15.51	5.23.19	52.32
23	Neil Skellern	Congleton CC	40	4.54.02	4.02.16	51.46
24	Terry Seanor	Southport CC	70	6.07.32	5.20.08	47.24
25	Yvonne Unsworth	Southport CC	61	6.04.47	5.18.10	46.10
26	Terry Coging	Stafford RC	65	5.54.10	5.10.50	44.20
27	Eric Ruthinberg	Matlock CC	54	5.26.24	4.42.34	43.50
28	Jim Ithell T	Derby Mercury CC	64	6.21.30	5.38.16	43.16
29	Karl Austin	Congleton CC	40	4.54.02	4.10.52	43.10
30	Chris Vessey	Middlesex RC	60	5.41.20	4.58.50	42.30
31	Miles Jenkins	Chester RC	46	5.07.33	4.28.57	38.36
32	Don Picken	Stafford RC	61	5.43.51	5.09.40	34.11
33	Rob Rix	Southport CC	56	5.31.18	5.02.20	28.58
34	Micheal Armstrong	Liverpool Cent	47	5.09.51	4.50.44	19.07
35	John Shakespeare	Harlech Wh	55	5.28.51	5.15.17	13.34
36	William Parsonage	Warwickshire RC	76	6.24.24	6.21.24	3.00
37	Paul Croft	Yorks CC	43	5.00.43	5.10.44	-10.01

CHAMPIONS

AGES 70 plus

1 Jim Goodwin Sheffield Phoenix CC 72 6.13.02 4.26.37 1.46.25
Championship Jersey + Cap and 'Gold' Medal

2 Derek Hodgins National Clarion CC 70 6.07.32 4.25.42 1.41.50
Silver Medal

3 Brian Sunter Condor RC 61 5.43.51 4.02.40 1.41.11
Bronze Medal

AGES 60 TO 69

Terry Coging Stafford RC 65 5.54.10 4.10.50 1.43.20
Championship Jersey

AGES 50 TO 59

Carole Gandy San Fairy Ann CC 59 5.59.27 4.23.21 1.36.06
Championship Jersey

AGES 40 TO 49

Billy Rogers Kent Valley RC 44 5.02.56 4.00.48 1.02.08
Championship Jersey

Team on Standard

Southport CC -- Bill Lloyd 1.24.23
Colin Baldwin 1.06.33
Derek Unsworth 0.59.01
Aggregate 3.29.57

VTTA Medal each.



Anfield Bicycle Club

Formed March 1879

Event Secretary

Stuart Twigg,
187 Longlands,
Adeyfield,
Hemel Hempstead,
Hertfordshire.
HP2 4EN
01442 260334
sttwigg@btconnect.com

Notes from the Event Secretary.

What a day! We were promised a deluge but got brilliant sunshine for the second year in a row. Could it be third time lucky for 2005?

I would like to apologise to riders for the delay at the finish and to riders who initially received incorrect times. This was due to a number of reasons.

I would like to thank that person without whose help this event would have been a disaster. Many competitors will be aware of the 11th hour course change and the second change of event HQ. Riders tend to forget the effort that goes in measuring and devising courses. To have to devise three courses in a matter of days due to changing roadworks goes far beyond the call of duty. That man is **Cliff Ash** of the Mid Shropshire Wheelers.

Thank you to the timekeepers Bob McNamee and Keith Orum. They had a hard job at the best of times. Please show some consideration to them.

To all the marshals who stood on duty at traffic islands. My especial thanks go to those marshals not of the Anfield BC; John, Bob and Ruth Williams and other members of the Mersey RC at Prees Heath Island; Cliff Ash and the Mid Shropshire Wheelers at Battlefield Island together with other supporters who lent a hand either at the finish line or the event HQ.

The experimental feeding station seemed to be a success and will feature again next year if required. I still have a few bottles left over if riders want to claim them. The lights at Shawbury caused one or three riders a minor delay, with one now reinstated rider found to have crossed the line on a very, very, very late amber rather than red.

The event HQ for next year should be back at Lower Heath School, I will look into a course that avoids the A49 to give you a rest for next year. I don't want to make it easy for you though!

Dates for your diary are the Mersey RC National Championship 24 on the 24th July and the Anfield 25 on the 19th September. Get your entries in early to help the event organisers!

Thank you for supporting this historic event and I look forward to seeing you again in 2005.

Yours in sport,



Anfield Bicycle Club

Formed March 1879

Event Secretary

Stuart Twigg,
187 Longlands,
Adeyfield,
Hemel Hempstead,
Hertfordshire,
HP2 4EN
01442 260334
stwigge@btconnect.com

Notes from the Event Secretary.

My sincere apologies for the result sheet being a couple of weeks later than expected. I have finally recalculated all times and what you receive now is the final and true result of the Anfield Hundred.

I will start with my thanks going firstly to Phil Guy (North Shropshire Wheelers) , who phoned me on the Friday before the event to advise me of road works on the circuit. As you are aware, I live some distance from the course but was due to inspect it that evening. The authorities had said that there would be no works that week on those roads. However, this is the Anfield and we always have a fall back plan! Due thanks therefore goes to Bob Williams of the Mersey RC, who measured the start and finish points accurately for me on Sunday morning. Finally, to Cliff Ash (Mid Shropshire Wheelers) for arranging the wonderful event HQ

Thank you to the timekeepers Bob McNamee and Keith Orum. They had a hard job at the best of times. Please thank your timekeeper when you start your next events. It took me a week to recalculate the figures, for them to do it in the heat of battle is not a light undertaking. The easy bit in time-trials is turning up to the start (on time...) Thank you to the marshals who faced long stints on the roundabouts and lights.

All the above made my job very easy.

The course hopefully may change next year to eliminate the A49 and any overlap. One or two reports of paced riding were reported to me. You know the rules. You are only cheating yourself.

The feeding station seemed to be a success again and will feature again. I still have a few bottles left over if riders want to claim them. Also a yellow training top.

Medals and trophies will be sent out as soon as I get them back from the engravers. Cheques will follow after the Treasurer gets back from taking my mother on holiday (at his own expence!).

Thank you for supporting this historic event and I look forward to seeing you again in 2006.

Yours in sport,

Position	Number	Name	Club	Time
1	90	Malcolm Cox	V C St Raphael	3:54:13
2	120	Nikolaus Gardiner	Timetrial.co.uk RT	3:54:24
3	20	Michael Broadwith	www.agiskovinger.com	3:54:30
4	110	Neil Peart	Walsall RCC	3:59:22
5	95	Paul Robinson	Ystwyth CC	4:01:28
6	100	Keith Murray	Scott UK	4:08:19
7	60	Brian Sunter	Condor RC	4:09:02
8	25	Mike Prince	Triangle RT	4:10:00
9	70	Chris Hopkinson	Matlock CC	4:11:06
10	115	Robert Nelson	Dukinfield CC	4:11:43
11	117	Dave Hilton	Southport CC	4:13:30
12	96	James Stewart	Ashurst BC	4:15:05
13	85	Nick Cave	Leicester Forest CC	4:16:15
14	40	Neil Skellern	Congleton CC	4:16:35
15	111	Mark Abela	Kent Cycles RC	4:16:39
16	81	David Wright	Warrington CC	4:17:28
17	50	Michael Perrin	Ashfield RC	4:18:02
18	67	Martin Tonge	Pendle Forest CC	4:20:05
19	41	Rod Brooks	Warrington RC	4:20:17
20	22	Paul Dentith	Peak RC	4:20:52
21	66	Geoff Ayres	Newport CC	4:22:21
22	77	David Williams	North Shropshire Whrs	4:22:57
23	45	Phil Guy	North Shropshire Whrs	4:23:00
24	118	Frank Kerry	Lancashire RC	4:23:44
25	116	Martyn Cornwell	Oswestry Paragon CC	4:24:00
26	65	Howard Waller	Oxford City RC	4:24:12
27	82	Dave Jones	Ashurst BC	4:24:34
28	97	Jon Wood	Coventry CC	4:25:51
29	109	Paul Dickinson	Bolton Clarion C & AC	4:28:16
30	62	David Edmonds	Warrington RC	4:29:31
31	51	Marc Laithwaite	Ashurst BC	4:29:34
32	76	Derek Boocock	Steve Goff Frames RT	4:30:41
33	106	Mike Cotgreave	Westmead Team 88	4:31:25
34	101	Lynne Taylor	Walsall RCC	4:31:52
35	102	Derek Hodgins	Stockport Clarion CC	4:32:32
36	75	Brian Phillips	East Grinstead CC	4:33:27
37	35	Colin Hayes	Liverpool Century RC	4:33:31
38	6	Mark Shelton	Wrekensport CC	4:33:37
39	83	Roland Elsdon	Rugby RCC	4:33:41
40	10	Richard Taylor	West Pennine RC	4:33:54
41	46	Andrew Walsh	Birkenhead North End CC	4:34:42
42	103	Gordon Scott	Chippenham Dist CC	4:35:26
43	15	Dave Allen	Fibrax - Wrexham RC	4:37:31
44	7	Julian Field	Warrington RC	4:38:31
45	55	Karl Austin	Congleton CC	4:39:27

46	72	Steve Gelder	Team Swift - Allsports	4:40:34
47	71	Marina Bloom	Walsall RCC	4:41:14
48	108	Colin Baldwin	Southport CC	4:41:21
49	104	Michael Armstrong	Liverpool Century RC	4:43:58
50	47	Maurice Broadbent	Rhyl CC	4:45:23
51	74	John Marsden	Mersey RC	4:45:33
52	78	Roger Squire	Fibrax - Wrexham RC	4:46:01
53	73	Louise Schuller	Finsbury Park CC	4:46:43
54	58	John Lyth	Birkenhead North End	4:48:44
55	8	Steve Cornish	V C Nottingham	4:49:03
56	37	David Allbutt	Crewe Clarion Whrs	4:50:24
57	107	Miles Jenkins	Chester RC	4:50:58
58	36	David Smith	Nottingham Clarion CC	4:51:21
59	87	Karl Ginn	Leicester Forest CC	4:52:04
60	113	Dover Disney	Ludlow CC	4:55:44
61	33	Kirsti Robertson	Avon/Somerset PoliceCC	4:55:52
62	48	Peter Caldicott	Hull Thursday RC	4:58:03
63	69	Ian Ainsworth	Lancashire RC	4:58:44
64	52	Kathryn Smith	Nottingham Clarion CC	4:59:22
65	98	Eric Ruthenberg	Matlock CC	4:59:40
66	43	Karl Allender	Ashurst BC	5:08:11
67	88	Susan Elsdon	Rugby RCC	5:09:04
68	53	Sean O'Toole	V C Sevale (Malvern)	5:09:05
69	17	Paul Aldridge	Seamons CC	5:09:58
70	68	Jonathan Morgan	North Shropshire Whrs	5:10:10
71	16	Eric Cittanova	Will's Wheels CC	5:13:04
72	94	Edgar Reynolds	Solihull CC	5:14:02
74	27	Michael Rudd	Pendle Forest CC	5:15:41
75	11	Greame Lloyd	Rugby RCC	5:17:18
76	23	Don Picken	Stafford RC	5:23:52
76	84	Peter Wright	Rugby RCC	5:27:02
77	18	Gregory Leach	Birkenhead Victoria CC	5:31:08
78	14	Clifford Tremaine	Kettering CC	5:35:47
79	49	Alex Monro	Lancashire RC	5:36:41
80	19	Eric Tremaine	Leicestershire RC	5:38:55
81	79	Simon Brand	Rugby RCC	5:39:40
82	54	Samantha Ayres	V C Cumbria	5:42:28
83	44	Janet Tebbutt	Cavalier CC	6:11:25
84	42	Peter Nelson	Congleton CC	6:15:57

DNS 9, 21, 24, 28, 29, 30, 31, 32, 38, 56, 59, 61, 63, 105, 114, 119.

DNF 12, 13, 26, 34, 39, 57, 64, 80, 86, 89, 91, 92, 93, 99, 112.

Overall

1st	£100.00	Malcolm Cox	V C St Raphael	3:54:13
2nd	£50.00	Nikolaus Gardiner	Timetrial.co.uk RT	3:54:24
3rd	£40.00	Michael Broadwith	www.agiskovinger.com	3:54:30
4th	£30.00	Neil Peart	Walsall RCC	3:59:22
5th	£20.00	Paul Robinson	Ystwyth CC	4:01:28

Handicap

1st	£30.00	Richard Taylor	West Pennine RC	3:58:54
2nd	£20.00	Paul Dentith	Peak RC	3:40:52
3rd	£10.00	Paul Dickinson	Bolton Clarion C & AC	3:44:16

Fastest Woman

£50.00	Lynne Taylor	Walsall RCC	4:31:52
--------	--------------	-------------	---------

Fastest at 50 miles

£10.00	Malcolm Cox	V C St Raphael	1:56:26
--------	-------------	----------------	---------

Fastest on Fixed Wheel

£10.00	Neil Peart	Walsall RCC	3:59:22
--------	------------	-------------	---------

Fastest under 21

£10.00	James Stewart	Ashurst BC	4:15:05
--------	---------------	------------	---------

Fastest Tandem

£10.00	Janet/Peter Wilson	Bath CC	5:06:57
--------	--------------------	---------	---------

Fastest Tricycle

£10.00	Clifford Tremaine	Kettering CC	5:35:47
--------	-------------------	--------------	---------

Team Awards

1st	Ashurst BC	Gold Medals	
	James Stewart		4:15:05
	Dave Jones		4:14:34
	Marc Laithwaite		4:29:34
	Total Time		12:59:13

2nd	Walsall RCC	Silver Medals
	Neil Peart	3:59:22
	Marina Bloom	4:41:14
	Lynne Taylor	4:31:52
	Total Time	13:12:28

Veteran Standard Prizes

1st	£30.00	Frank Kerry	Lancashire RC	+101.03
2nd	£20.00	Derek Hodgins	Stockport Clarion CC	+97.45
3rd	£10.00	Brian Sunter	Condor RC	+97.21
Fastest	£10.00	Brian Sunter	Condor RC	4:09:02
1st Trike	£10.00	Clifford Tremaine	Kettering CC	+63.14



Anfield Bicycle Club

Formed March 1879

Event Secretary

Stuart Twigg,
187 Longlands,
Adeyfield,
Hemel Hempstead,
Hertfordshire,
HP2 4EN
01442 260334
stwigge@btconnect.com

Notes from the Event Secretary.

My sincere apologies for the result sheet being a couple of weeks later than expected. I have finally recalculated all times and what you receive now is the final and true result of the Anfield Hundred.

I will start with my thanks going firstly to Phil Guy (North Shropshire Wheelers) , who phoned me on the Friday before the event to advise me of road works on the circuit. As you are aware, I live some distance from the course but was due to inspect it that evening. The authorities had said that there would be no works that week on those roads. However, this is the Anfield and we always have a fall back plan! Due thanks therefore goes to Bob Williams of the Mersey RC, who measured the start and finish points accurately for me on Sunday morning. Finally, to Cliff Ash (Mid Shropshire Wheelers) for arranging the wonderful event HQ

Thank you to the timekeepers Bob McNamee and Keith Orum. They had a hard job at the best of times. Please thank your timekeeper when you start your next events. It took me a week to recalculate the figures, for them to do it in the heat of battle is not a light undertaking. The easy bit in time-trials is turning up to the start (on time...) Thank you to the marshals who faced long stints on the roundabouts and lights.

All the above made my job very easy.

The course hopefully may change next year to eliminate the A49 and any overlap. One or two reports of paced riding were reported to me. You know the rules. You are only cheating yourself.

The feeding station seemed to be a success again and will feature again. I still have a few bottles left over if riders want to claim them. Also a yellow training top.

Medals and trophies will be sent out as soon as I get them back from the engravers. Cheques will follow after the Treasurer gets back from taking my mother on holiday (at his own expence!).

Thank you for supporting this historic event and I look forward to seeing you again in 2006.

Yours in sport,

Position	Number	Name	Club	Time
1	90	Malcolm Cox	V C St Raphael	3:54:13
2	120	Nikolaus Gardiner	Timetrial.co.uk RT	3:54:24
3	20	Michael Broadwith	www.agiskovinger.com	3:54:30
4	110	Neil Peart	Walsall RCC	3:59:22
5	95	Paul Robinson	Ystwyth CC	4:01:28
6	100	Keith Murray	Scott UK	4:08:19
7	60	Brian Sunter	Condor RC	4:09:02
8	25	Mike Prince	Triangle RT	4:10:00
9	70	Chris Hopkinson	Matlock CC	4:11:06
10	115	Robert Nelson	Dukinfield CC	4:11:43
11	117	Dave Hilton	Southport CC	4:13:30
12	96	James Stewart	Ashurst BC	4:15:05
13	85	Nick Cave	Leicester Forest CC	4:16:15
14	40	Neil Skellern	Congleton CC	4:16:35
15	111	Mark Abela	Kent Cycles RC	4:16:39
16	81	David Wright	Warrington CC	4:17:28
17	50	Michael Perrin	Ashfield RC	4:18:02
18	67	Martin Tonge	Pendle Forest CC	4:20:05
19	41	Rod Brooks	Warrington RC	4:20:17
20	22	Paul Dentith	Peak RC	4:20:52
21	66	Geoff Ayres	Newport CC	4:22:21
22	77	David Williams	North Shropshire Whrs	4:22:57
23	45	Phil Guy	North Shropshire Whrs	4:23:00
24	118	Frank Kerry	Lancashire RC	4:23:44
25	116	Martyn Cornwell	Oswestry Paragon CC	4:24:00
26	65	Howard Waller	Oxford City RC	4:24:12
27	82	Dave Jones	Ashurst BC	4:24:34
28	97	Jon Wood	Coventry CC	4:25:51
29	109	Paul Dickinson	Bolton Clarion C & AC	4:28:16
30	62	David Edmonds	Warrington RC	4:29:31
31	51	Marc Laithwaite	Ashurst BC	4:29:34
32	76	Derek Boocock	Steve Goff Frames RT	4:30:41
33	106	Mike Cotgreave	Westmead Team 88	4:31:25
34	101	Lynne Taylor	Walsall RCC	4:31:52
35	102	Derek Hodgins	Stockport Clarion CC	4:32:32
36	75	Brian Phillips	East Grinstead CC	4:33:27
37	35	Colin Hayes	Liverpool Century RC	4:33:31
38	6	Mark Shelton	Wrekensport CC	4:33:37
39	83	Roland Elsdon	Rugby RCC	4:33:41
40	10	Richard Taylor	West Pennine RC	4:33:54
41	46	Andrew Walsh	Birkenhead North End CC	4:34:42
42	103	Gordon Scott	Chippenham Dist CC	4:35:26
43	15	Dave Allen	Fibrax - Wrexham RC	4:37:31
44	7	Julian Field	Warrington RC	4:38:31
45	55	Karl Austin	Congleton CC	4:39:27

46	72	Steve Gelder	Team Swift - Allsports	4:40:34
47	71	Marina Bloom	Walsall RCC	4:41:14
48	108	Colin Baldwin	Southport CC	4:41:21
49	104	Michael Armstrong	Liverpool Century RC	4:43:58
50	47	Maurice Broadbent	Rhyl CC	4:45:23
51	74	John Marsden	Mersey RC	4:45:33
52	78	Roger Squire	Fibrax - Wrexham RC	4:46:01
53	73	Louise Schuller	Finsbury Park CC	4:46:43
54	58	John Lyth	Birkenhead North End	4:48:44
55	8	Steve Cornish	V C Nottingham	4:49:03
56	37	David Allbutt	Crewe Clarion Whrs	4:50:24
57	107	Miles Jenkins	Chester RC	4:50:58
58	36	David Smith	Nottingham Clarion CC	4:51:21
59	87	Karl Ginn	Leicester Forest CC	4:52:04
60	113	Dover Disney	Ludlow CC	4:55:44
61	33	Kirsti Robertson	Avon/Somerset PoliceCC	4:55:52
62	48	Peter Caldicott	Hull Thursday RC	4:58:03
63	69	Ian Ainsworth	Lancashire RC	4:58:44
64	52	Kathryn Smith	Nottingham Clarion CC	4:59:22
65	98	Eric Ruthenberg	Matlock CC	4:59:40
66	43	Karl Allender	Ashurst BC	5:08:11
67	88	Susan Elsdon	Rugby RCC	5:09:04
68	53	Sean O'Toole	V C Sevale (Malvern)	5:09:05
69	17	Paul Aldridge	Seamons CC	5:09:58
70	68	Jonathan Morgan	North Shropshire Whrs	5:10:10
71	16	Eric Cittanova	Will's Wheels CC	5:13:04
72	94	Edgar Reynolds	Solihull CC	5:14:02
74	27	Michael Rudd	Pendle Forest CC	5:15:41
75	11	Greame Lloyd	Rugby RCC	5:17:18
76	23	Don Picken	Stafford RC	5:23:52
76	84	Peter Wright	Rugby RCC	5:27:02
77	18	Gregory Leach	Birkenhead Victoria CC	5:31:08
78	14	Clifford Tremaine	Kettering CC	5:35:47
79	49	Alex Monro	Lancashire RC	5:36:41
80	19	Eric Tremaine	Leicestershire RC	5:38:55
81	79	Simon Brand	Rugby RCC	5:39:40
82	54	Samantha Ayres	V C Cumbria	5:42:28
83	44	Janet Tebbutt	Cavalier CC	6:11:25
84	42	Peter Nelson	Congleton CC	6:15:57

DNS 9, 21, 24, 28, 29, 30, 31, 32, 38, 56, 59, 61, 63, 105, 114, 119.

DNF 12, 13, 26, 34, 39, 57, 64, 80, 86, 89, 91, 92, 93, 99, 112.

Overall

1st	£100.00	Malcolm Cox	V C St Raphael	3:54:13
2nd	£50.00	Nikolaus Gardiner	Timetrial.co.uk RT	3:54:24
3rd	£40.00	Michael Broadwith	www.agiskovinger.com	3:54:30
4th	£30.00	Neil Peart	Walsall RCC	3:59:22
5th	£20.00	Paul Robinson	Ystwyth CC	4:01:28

Handicap

1st	£30.00	Richard Taylor	West Pennine RC	3:58:54
2nd	£20.00	Paul Dentith	Peak RC	3:40:52
3rd	£10.00	Paul Dickinson	Bolton Clarion C & AC	3:44:16

Fastest Woman

£50.00	Lynne Taylor	Walsall RCC	4:31:52
--------	--------------	-------------	---------

Fastest at 50 miles

£10.00	Malcolm Cox	V C St Raphael	1:56:26
--------	-------------	----------------	---------

Fastest on Fixed Wheel

£10.00	Neil Peart	Walsall RCC	3:59:22
--------	------------	-------------	---------

Fastest under 21

£10.00	James Stewart	Ashurst BC	4:15:05
--------	---------------	------------	---------

Fastest Tandem

£10.00	Janet/Peter Wilson	Bath CC	5:06:57
--------	--------------------	---------	---------

Fastest Tricycle

£10.00	Clifford Tremaine	Kettering CC	5:35:47
--------	-------------------	--------------	---------

Team Awards

1st	Ashurst BC	Gold Medals	
	James Stewart		4:15:05
	Dave Jones		4:14:34
	Marc Laithwaite		4:29:34
	Total Time		12:59:13

2nd	Walsall RCC	Silver Medals
	Neil Peart	3:59:22
	Marina Bloom	4:41:14
	Lynne Taylor	4:31:52
	Total Time	13:12:28

Veteran Standard Prizes

1st	£30.00	Frank Kerry	Lancashire RC	+101.03
2nd	£20.00	Derek Hodgins	Stockport Clarion CC	+97.45
3rd	£10.00	Brian Sunter	Condor RC	+97.21
Fastest	£10.00	Brian Sunter	Condor RC	4:09:02
1st Trike	£10.00	Clifford Tremaine	Kettering CC	+63.14

Anfold 100 2006 Results

Position	No	Name	Club	Time
1	100	Nikolaus Gardiner	John's Bikes	3:54:31
2	75	Hywel Davis	Planet X	4:00:26
3	90	Malcolm Cox	V C St Raphael	4:03:40
4	60	Neil Skellern	Congleton CC	4:05:44
5	55	Steve Golla	High Wycombe CC	4:08:43
6	50	Simon Beldon	Team Swift - Allsports	4:10:06
7	80	Neil Peart	Walsall RCC	4:10:40
8	72	Daniel Mathers	Seamons CC	4:11:36
9	52	David Griffiths	Oswestry Paragon	4:12:06
10	70	Paul Robinson	Ystwyth CC	4:13:58
11	92	Robert McCready	Inverclyde Velo	4:15:10
12	95	Michael Perrin	Ashfield RC	4:16:43
13	67	Paul Prince	Wyre Forest CRC	4:17:02
14	40	Rod Brooks	Warrington RC	4:23:18
15	35	Randle Shelton	Team Swift Allsports	4:25:33
16	89	Steve Wainwright	North Shropshire Whrs	4:26:30
17	85	Karl Austin	Congleton CC	4:26:37
18	25	Bryan Cliff	North Shropshire Whrs	4:27:02
19	82	Dave Jones	Ashurst BC	4:27:36
20	79	Mathew Wainwright	Raventhorpe CC	4:31:36
21	99	Peter Caldicott	Hull Thursday Rc	4:32:05
22	20	Derek Hodgins	Stockport Clarion CC	4:33:50
23	45	Colin Hayes	Liverpool Century RC	4:34:20
24	94	Tony Boardman	VTTA Manchester & NW	4:35:30
25	76	Dover Disney	Ludlow CC	4:35:46
26	93	Steve Hargreaves	Warrington RC	4:37:06
27	42	John Leach	Kent Valley RC	4:37:24
28	61	Lynne Taylor	Walsall RCC	4:37:49
29	87	Steve Jackson	Macclesfield Whrs	4:40:02
30	97	Mark Sanders	Mid Devon CC	4:42:41
31	46	David Smith	Nottingham Clarion CC	4:43:01
32	64	David Allbutt	Crewe Clarion Whrs	4:44:15
33	27	Marina Bloom	Walsall RCC	4:44:25
34	83	Michael Armstrong	Liverpool Century RC	4:45:29
35	29	Sean O'Toole	VC Sevale	4:50:51
36	66	Ged Smith	Mersey RC	4:50:51
37	76	John Leach	Phoenix CC (Aintree)	4:50:56
38	84	Richard Handley	Wigan Wheelers	4:52:30
39	10	Peter Wright	Rugby RCC	4:52:57
40	18	Richard Barton	Ashurst BC	4:56:19
41	48	Simon Toghill	Wolverhampton Whrs	4:56:50
42	16	Paul Aldridge	Seamons CC	4:57:19
43	34	Gregory Leach	Birkenhead Victoria CC	4:58:36
44	38	Kathryn Smith	Nottingham Clarion CC	4:58:50
45	88	Roger Squire	Wrexham RC	5:02:00
46	31	Andrew Barratt	Lyme RC	5:02:21

Position	No.	Name	Club	Time
47	81	Graham Smith	Severn RC	5:02:30
48	26	Edgar Reynolds	Congleton CC	5:04:39
49	71	Robert Meredith	Walsall RCC	5:09:26
50	51	George Darlington	Liverpool Century RC	5:09:45
51	33	Janet Hassall	VC St Raphael	5:10:10
52	28	Emily Ducker	Rugby RCC	5:10:17
53	69	Don Picken	Stafford RC	5:10:20
54	56	Vince Evans	Wrekensport CC	5:12:17
55	58	Joshua Whiteley	Harlech Whrs	5:14:36
56	8	Jonathan Morgan	North Shropshire Whrs	5:21:02
57	49	Keith Hirons	Rugby RCC	5:24:28
58	17	John Smith	Wyre Forest CRC	5:28:48
59	19	Simon Brand	Rugby RCC	5:30:03
60	54	Clifford Tremaine	Kettering CC	5:33:53
61	36	David Cotgrave	New Brighton CC	5:37:17
62	13	Peter Nelson	Congleton CC	5:39:20
63	24	John Shakespeare	Harlech Whrs	5:41:44
64	44	Jim Hopper	Derby Mercury RC	5:43:08
65	21	Alan Molineux	Wrekensport CC	5:55:24
66	43	Julie Cox	Rugby RCC	6:01:52
67	23	Heather Spittles	High Wycombe CC	6:02:10
68	14	Jim Ithell	Derby Mercury RC	6:10:19
69	104	David/Eileen Brabbin	Wigan Wheelers	4:30:24
	9	Janet Tebbutt	Cavalier CC	DNF
	15	Mark Shelton	Wrekensport CC	DNF
	30	Steve Hankley	Warrington RC	DNF
	32	Colin Stiles	Rugby RCC	DNF
	37	Paul Dickinson	Bolton Clarion	DNF
	41	John Atkins	Coventry RC	DNF
	47	Michael Heesom	Ashurst BC	DNF
	57	Mark Gidney	North Notts Olympic CC	DNF
	59	David Goring	Wrekensport CC	DNF
	74	Lee Milligan	Ashurst BC	DNF
	86	Karl Allander	Ashurst BC	DNF
	91	Steven L'Anson	ABC Centreville	DNF
	101	Janet Wilson	Bath CC	DNF
	102	Peter Wilson	Bath CC	DNF
	7	Nick Giles	Warrington RC	DNS
	11	Marion Molineux	Wrekensport CC	DNS
	12	Mathew Krstic	Wyre Forest CRC	DNS
	22	Richard Pedersen	Wyre Forest CRC	DNS
	39	Gemma Roberts	Ghyllside Cycles	DNS
	53	Jon Marsden	Mersey RC	DNS
	62	Paul O'Mahoney	Ghyllside Cycles	DNS
	63	Paul Hayes	Bolton Metro TC	DNS
	65	Tim Melville	Team AW Cycles	DNS

Position	No.	Name	Club	Time
	68	Ian Hawkins	Birkenhead North End CC	DNS
	77	Martyn Cornwell	Oswestry Paragon CC	DNS
	78	Andrew Rawling	Westmead Team 88	DNS
	96	Gordon Scott	Chippenham Dist CC	DNS
	98	Neil Hornett	API Metro	DNS

Handicap

1st	10	Mathew Wainwright	Raventhorpe CC	3:31:36
2nd	22	Steve Wainwright	North Shropshire Whrs	3:36:30
3rd	109	David Smith	Nottingham Clarion CC	3:45:01

Fastest Woman

61	Lynne Taylor	Walsall RCC	4:37:49
----	--------------	-------------	---------

Fastest at 50 miles

100	Nikolaus Gardiner	John's Bikes	1:55:45
-----	-------------------	--------------	---------

Fastest on Fixed Wheel

110	Neil Peart	Walsall RCC	4:10:40
-----	------------	-------------	---------

Fastest Tandem

104	David/Eileen Brabbin	Wigan Wheelers	4:30:24
-----	----------------------	----------------	---------

Fastest Tricycle

54	Clifford Tremaine	Kettering CC	5:33:53
----	-------------------	--------------	---------

Team Awards

1st	Walsall RCC	
	Neil Peart	4:10:40
	Lynne Taylor	4:37:49
	Marina Bloom	4:44:25
	Total Time	13:32:54

2nd	Congleton CC	
	Neil Skellern	4:05:44
	Edgar Reynolds	5:04:39
	Karl Austin	4:26:37
	Total Time	13:37:00

Veteran Prizes

1st on Standard	Derek Hodgins	Stockport Clarion CC	+99.12
2nd on Standard	Rod Brooks	Warrington RC	+80.33
3rd on Standard	Clifford Tremaine	Kettering CC	+65.08
Fastest Vet	Neil Skellern	Congleton CC	4:05:44
1st Trike on Std	Clifford Tremaine	Kettering CC	+65.08

		Dave Jones	Forza Cycling	DNF
		Geoff Ayers	VC Cumbria	DNF
		Dave Birch	Stourbridge Velo	DNF
		Randle Shenton	Team Swift Allsports	DNF
		Colin Stockton	N Shrops Whrs	DNF
		Mark Owen	Kidsgrove Whrs	DNS Apol
		Roy Deaken	Kidsgrove Whrs	DNS Apol
		Pat Rice	Rochdale Tri	DNS Apol
		Jim Hopper	Derby Mercury	DNS Apol
		Cliff Tremaine	Kettering CC	DNS Apol
		Michael Armstrong	Liverpool Century	DNS Apol
		Michael Smith	VC Halton	DNS Apol
		David Smith	Rochdale Tri	DNS Apol
		Dave Jones	Rhos on Sea	DNS Apol
		Richard Baker	Lancs RC	DNS
		Matt Neil	Walsall RCC	DNS
		Fiona Huxtable	Chester Tri	DNS
		Paul Lawson	Weaver Valley	DNS
		Daniel Mathers	Seamons CC	DNS
		Nigel Brunton	Wrekinsport CC	DNS
		James Stewart	KFS Spec Veh	DNS
		Paul Flemming	Preston Whrs	DNS
		Adrian Hunt	Team Chevin Cycles	DNS

Handicap

1st	26	Alan Clark	VC Halton	3:34:16
2nd	37	Allan Jones	Wrekinsport CC	3:48:28
3rd	69	Andrew Simpkins	Solihull CC	3:49:52

Fastest Woman

44	Jill Hume	Port Sunlight Whrs	5:07:33
----	-----------	--------------------	---------

Fastest at 50 miles

70	Andy Bason	Wrekinsport CC	1:52:00
----	------------	----------------	---------

Fastest on Fixed Wheel

51	Karl Austin	Congleton CC	4:28:37
----	-------------	--------------	---------

Fastest Tricycle

19	Peter Holland	Lincoln Whrs	6:20:58
----	---------------	--------------	---------

Team Awards

1st	Kidsgrove Whrs	
	Alan Purchase	6:56:29
	Dave Joynson	6:36:40
	Andy Barratt	5:08:03
	Total Time	18:41:12

Veteran Prizes

Age 40 - 49 on Std	Neil Skellern	Congleton CC	+53:53
Age 50 - 59 on Std	Tony Boardman	VTTA Man & NW	+52:15
Age 60 - 69 on std	Allan Jones	Wrekinsport CC	+64:23
Fastest Vet	Neil Skellern	Congleton CC	4:09:03
1st on Standard	Allan Jones	Wrekinsport CC	+64:23
1st Trike on Std	Peter Holland	Lincoln Whrs	-7:56



ACCIDENT CLAIMS - 0151 348 4400

b BIKELINE
www.bikeline.co.uk

af Alyson France & Co.
SOLICITORS

ANFIELD BICYCLE CLUB

Result of the 2009

ANFIELD '100'

**Promoted For And On Behalf Of Cycling Time Trials
Under Their Rules And Regulations**

Monday Bank Holiday 25th May 2009

OFFICIAL RESULT

Fastest Time: W R Donovan Trophy

To be held for 1 year, plus Gold Medal

Plus £100.00

Plus £100.00 bonus for new event record

Andy Wilkinson

Port Sunlight Wheelers

Event Record Time 3:42:00



Photograph courtesy of Brian Jones

Kimroy Photography, 137 Aughton Lane, Aston, Sheffield S26 2AN

Tel: 0114 287 9319 e-mail: kimphot@metronet.co.uk

Website: www.kimroyphotography.co.uk

SECOND FASTEST RIDER

£50.00 Plus silver medal

Andy Bason, Wrekingsport, 3:42:43

THIRD FASTEST RIDER

£40:00 plus bronze medal

Andrew Allan, New Brighton CC, 3:55:36

FOURTH FASTEST RIDER

£30.00, Chris Asher, PCA Ciclos Uno, 4:04:04

FIFTH FASTEST RIDER

£20.00, Ian Udall, Seamons CC, 4:05:55

FASTEST TIME BY A LADY

£75.00 Donated by Alyson France & Co Solicitors

BIKELINE ACCIDENT CLAIMS

125 Brimstage Road, Heswall, Wirral CH60 1XF

Tel 0151 348 440, Email enquiries@alysonfrance.co.uk

Web alysonfrance.co.uk

Carole Gandy

Kent Cycles RC 4:33:46

WINNING TEAM

The Ernie Davies Memorial Cup

To be held for 1 year, plus medals

Port Sunlight Wheelers

Andrew Wilkinson, Jill Hume, Roy Sumner

12:55:07

SECOND TEAM

Silver Medals

Liverpool Century

Tommy Murphy, Colin Hayes, Michael Armstrong

13:02:31

ANFIELD '100' RESULTS 2009

Place No.	Name	Club	Age	50 Time	100 Time	
1	75	Andy Wilkinson	Port Sunlight Wh	45	1:50:58	3:42:00
2	82	Andy Bason	Wrekinsport	39	1:49:33	3:42:43
3	55	Andrew Allan	New Brighton CC	26	1:55:00	3:55:36
4	58	Chris Asher	PCA Ciclos Uno	37	1:59:08	4:04:04
5	71	Ian Udall	Seamons CC	39	2:01:35	4:05:55
6	56	Anthony Hough	Mid Shrops Wh	34	2:03:23	4:06:29
7	76	David Williams	Fibrax Wrexham Rds	29	2:01:44	4:06:49
8	65	Tommy Murphy	Liverpool Century	36	2:02:51	4:10:32
9	45	Brian Phillips	East Grinstead CC	49	2:04:24	4:11:08
10	60	Colin Hayes	Liverpool Century	40	2:04:24	4:11:34
11	46	David Jones	Rhos-on-Sea	39	2:05:00	4:11:53
12	61	Richard Howes	Coventry RC	49	2:04:17	4:12:09
13	80	Karl Austin	Congleton CC	45	2:05:55	4:15:45
14	68	Lyn Jones	Hirwaun Wheelers	35	2:02:25	4:16:10
15	74	Bryan Cliff	North Shrops Whlrs	53	2:05:24	4:20:58
16	16	Kenny Atherton	Lyme Racing Club	41	2:12:44	4:25:28
17	72	Peter Griffin	Newport Shrops CC	62	2:14:18	4:25:46
18	42	Ian Woodcock	Wigan Wheelers	48	2:12:16	4:26:11
19	64	Allan Jones	Wrekinsport	62	2:11:16	4:26:53
20	63	Kevin Fearn	TFN Tri Club	33	2:10:29	4:27:17
21	62	Jon Tetley	Hereford Wheelers	33	2:16:59	4:28:48
22	52	Roy Sumner	Port Sunlight Wh	42	2:11:35	4:29:52
23	9	Jon Marsden	Mersey Roads	43	2:15:46	4:32:58
24	35	Carole Gandy	Kent Cycles RC	W64	2:14:02	4:33:46
25	20	Nick Rose	Chester Tri	37	2:17:30	4:34:50
26	38	Simon McAllister	Chester Tri	46	2:18:22	4:35:52
27	47	Tim Rex	North Shrops Whlrs	36	2:14:39	4:36:28
28	78	Graham Barker	Congleton CC	59	2:17:06	4:38:41
29	32	Steve Rush	Tri Anglia	45	2:17:03	4:40:12
30	12	John Searle	Tyne Tri	46	2:22:38	4:40:17
31	39	MikeArmstrong	Liverpool Century	52	2:08:49	4:40:25
32	54	Jill Hume	Port Sunlight Wh	W35	2:21:14	4:43:15
33	33	Roger Squire	Fibrax Wrexham Rds	40	2:16:56	4:43:36
34	66	Steve Jackson	Macclesfield Whlrs	42	2:17:22	4:43:45
35	59	Ian Hawkins	Fibrax Wrexham Rds	41	2:17:24	4:45:48
36	81	Graham Smith	Severn RC	42	2:22:45	4:46:24
37	19	Edgar Reynolds	Congleton CC	60	2:25:29	4:47:00
38	41	Rod Goodfellow	North Lancs RC	70	2:21:13	4:50:14
39	34	Andrew White	VC Halton	40	2:19:52	4:50:20
40	53	Dave Wright	North Shrops Whlrs	46	2:25:09	4:55:05

ANFIELD '100' RESULTS 2009

Place	No.	Name	Club	Age	50 Time	100 Time
41	13	Andy Taylor	Hereford Wheelers	37	2:28:31	4:55:39
42	51	Kevin Jeffs	Coventry CC	46	2:24:57	4:55:44
43	15	Brian Morris	Mid Shrops Wh	69	2:27:32	4:55:45
44	10	Steve Eastwood	Chester Tri	50	2:28:10	4:58:55
45	21	Ian Norton	Warrington Tri	39	2:27:02	5:01:00
46	4	Frazer Herald	Liverpool Century	45	2:32:10	5:06:00
47	69	Robert Meredith	Walsall RC	61	2:29:12	5:07:14
48	31	Peter Vagg	Oswestry Paragon	64	2:22:24	5:07:50
49	29	Dave Unsworth	Hereford Wheelers	70	2:32:07	5:08:02
50	27	Chris Broadhurst	Rutland CC	51	2:27:15	5:08:28
51	23	John Hassall	South Pennine RC	64	2:28:20	5:09:09
52	18	Robert Hough	Warrington Tri	37	2:34:49	5:17:19
53	26	Ned Millington	Oswestry Paragon	62	2:41:10	5:17:23
54	25	A Cora Decunto	Manchester Tri	35	2:30:19	5:20:58
55	11	Nicola Goodwin	Hereford Wheelers	W35	2:49:23	5:23:03
56	43	Peter Nelson	Congleton CC	76	2:37:20	5:25:44
57	14	Ian Kellaway	Coventry CC	49	2:39:09	5:28:40
58	2	Claire Hebblethwaite	Hereford Wheelers	W32	2:51:10	5:31:11
59	1	Dave Joynson	Kidsgrove Wheelers	64	2:50:24	5:31:49
60	30	David Steele	Lyme Racing Club	69	2:44:22	5:34:44
61	7	Sian Williams	Chester Tri	W39	2:52:32	5:54:09
62	6	Peter Holland	Lincoln Wheelers	T62	3:04:44	6:13:10
63	5	Katherine Drabble	Hereford Tri	W38	3:13:59	6:22:10

Late Start 2 Minute Penalty added to time of Rider No 21

DNS 3, 22*, 24*, 28*, 36*, 37, 44, 50*, 67*, 70, 79* * Apologies

DNF 8, 17, 40, 49, 73

TIMEKEEPERS

K S N Orum
R McNamee
C R Griffiths

HANDICAPPER

C R Griffiths

COURSE MARSHAL

S J Twigg

EVENT ORGANISER

Peter Catherall
49 Elm Grove, Buckley, Flintshire CH7 2LU
Phone 07773587793; e-mail anfield.peter@hotmail.co.uk

To whom all queries regarding these results should be addressed.

VETERAN PRIZES

FASTEST VETERAN ON TIME

**£20.00 Andrew Wilkinson Port Sunlight Wheelers
3:42:00**

FASTEST VETERAN ON STANDARD

**£20.00 Carole Gandy Kent Cycles R C
4:33:46 (-99:16 on standard)**

AGE 40 - 49 ON STANDARD

**£20.00 Andrew Wilkinson Port Sunlight Wheelers
3:42:00 (-83:16 on standard)**

AGE 50 - 59 ON STANDARD

**£20.00 Bryan Cliff North Shropshire Wheelers
4:20:58 (-62:59 on standard)**

AGE 60 - 69 ON STANDARD

**£20.00 Carole Gandy Kent Cycles RC
4:33:46 (-99:16 on standard)**

AGE 70+

**£20.00 Rod Goodfellow North Lancs RC
4:50:14 (-77:18 on standard)**

FASTEST ON TRIKE

(Must finish TA(NW) 50)

**£20.00 Peter Holland Lincoln Wheelers
6:13:10**

FASTEST ON FIXED WHEEL

**£10.00 Karl Austin Congleton CC
4:15:45**

Vets Standards

No.	Name	Club	Age	Vets Std	100 Time	Vet +/-	
1	35	Carole Gandy	Kent Cycles RC	W64	6:13:02	4:33:46	-99.16
2	75	Andy Wilkinson	Port Sunlight Wh	45	4:05:15	3:42:00	-83.16
3	72	Peter Griffin	Newport ShropCC	62	5:46:23	4:25:46	-80.37
4	64	Allan Jones	Wrekinsport	62	5:46:23	4:26:53	-79.30
5	41	Rod Goodfellow	North Lancs RC	70	6:07:32	4:50:14	-77.18
6	15	Brian Morris	Mid Shrops Wh	69	6:04:47	4:55:45	-69.02
7	45	Brian Phillips	East Grinstead CC	49	5:14:27	4:11:08	-63.19
8	74	Bryan Cliff	North Shrops Whlrs	53	5:23:57	4:20:58	-62.59
9	61	Richard Howes	Coventry RC	49	5:14:27	4:12:09	-62.18
10	78	Graham Barker	Congleton CC	59	5:38:48	4:38:41	-60.07
11	29	Dave Unsworth	Hereford Wheelers	70	6:07:32	5:08:02	-59.30
12	43	Peter Nelson	Congleton CC	76	6:24:24	5:25:44	-58.40
13	19	Edgar Reynolds	Congleton CC	60	5:41:20	4:47:00	-54.20
14	42	Ian Woodcock	Wigan Wheelers	48	5:18:09	4:26:11	-51.58
15	80	Karl Austin	Congleton CC	45	5:05:15	4:15:45	-49.30
16	31	Peter Vagg	Oswestry Paragon	64	5:51:34	5:07:50	-43.44
17	60	Colin Hayes	Liverpool Century	40	4:54:02	4:11:34	-42.28
18	23	John Hassall	South Pennine RC	64	5:51:34	5:09:09	-42.25
19	39	Mike Armstrong	Liverpool Century	52	5:21:35	4:40:25	-41.10
20	69	Robert Meredith	Walsall RC	61	5:43:51	5:07:14	-36.37
21	38	Simon McAllister	Chester Tri	46	5:07:33	4:35:52	-31.41
22	16	Kenny Atherton	Lyme Racing Club	41	4:56:14	4:25:28	-30.46
23	30	David Steele	Lyme Racing Club	69	6:04:47	5:34:44	-30.03
24	26	Ned Millington	Oswestry Paragon	62	5:46:23	5:17:23	-29.00
25	52	Roy Sumner	Port Sunlight Wh	42	5:00:43	4:32:58	-27.45
27	32	Steve Rush	Tri Anglia	45	5:05:15	4:40:12	-25.03
28	12	John Searle	Tyne Tri	46	5:05:15	4:40:17	-24.58
29	1	Dave Joynson	Kidsgrove Wheelers	64	5:51:34	5:31:49	-19.45
30	10	Steve Eastwood	Chester Tri	50	5:16:49	4:58:55	-17.54
31	66	Steve Jackson	Macclesfield Whlrs	42	4:58:29	4:43:45	-14.44
32	53	Dave Wright	North Shrops Whlrs	46	5:07:33	4:55:05	-12.28
33	81	Graham Smith	Severn RC	42	4:58:29	4:46:24	-12.05
34	51	Kevin Jeffs	Coventry CC	46	5:07:33	4:55:44	-11.49
35	27	Chris Broadhurst	Rutland CC	51	5:19:12	5:08:28	-10.44
36	33	Roger Squire	Fibrax Wrexham Rds	40	4:54:02	4:43:36	-10.26
37	59	Ian Hawkins	Fibrax Wrexham Rds	41	4:56:14	4:45:48	-10.26
38	34	Andrew White	VC Halton	40	4:54:02	4:50:20	-3.42
39	6	Peter Holland	Lincoln Wheelers	T62	6:15:31	6:13:10	-2.21
40	4	Frazer Herald	Liverpool Century	45	5:05:15	5:06:00	0.45
41	14	Ian Kellaway	Coventry CC	49	5:14:27	5:28:40	14.13

FASTEST AT 50 MILES
£25.00 (Must finish)
Andy Bason, Wrekinsport
1:49:33

HANDICAP PRIZES

FIRST ON HANDICAP
£30.00 Edgar Reynolds, Congleton CC
Actual time 4:47:00, Handicap 110:00, Time on Handicap 2:57:00

SECOND ON HANDICAP
£20.00 Dave Joynson, Kidsgrove Wheelers
Actual Time 5:31:49, Handicap 150:00, Time on Handicap 3:01:49

THIRD ON HANDICAP
£10.00 Nicola Goodwin, Hereford Wheelers
Actual Time 5:23:03, Handicap 120:00, Time on Handicap 3:23:03

TEAM RESULTS

1	Port Sunlight Wheelers	12:55:07
2	Liverpool Century	13:02:31
3	Congleton CC	13:41:26
4	North Shropshire Wheelers	13:52:28
5	Chester Tri	14:09:37
6	Hereford Wheelers	14:47:30

The Lord of Cycling stood at the top of the Wrekin and looked out over Salop. He raised his arms to the heavens and proclaimed "Blessed are they who are called Andy, for they shall do well in the Anfield '100'." And lo, in the fullness of time, it came to pass that the three fastest riders in the race were indeed called Andy.
The Gospel according to anfield.peter

The Lord of Cycling certainly smiled down on this year's race. The weather was nigh on perfect and we witnessed the battle of a lifetime between Messrs Bason and Wilkinson. With only a few miles to go, it looked as though Andy Bason was going to retain his title, but 'Wilko' pulled out a supreme effort to win by 43 seconds. A new Andy is also emerging in the form of Andy Allan, who, at only 26, has a great future.

What can one say about Carole Gandy? A tremendous ride that made a mockery of her vets' standard and she is a worthy winner of the women's prize Thanks by the way to Alyson France Solicitors who increased the prize from £50.00 to £75.00 this year. With 'Wilko' in your team, you had to be the fastest team. Well done Port Sunlight Wheelers. The handicap results have given our handicapper, Ben Griffiths, much food for thought. But not even Ben could have predicted that Dave Joynson of Kidsgrove Wheelers would have been virtually 1 hour faster than last year. I don't think that your handicap will be as generous next year Dave.

May I thank all the riders who took part and applaud the prize winners (cheques will be sent separately by the way). I could not have organised and run this event on my own and I am deeply indebted to the many Anfielders who gave of their time and energy to help make this event a success. It is not my desire to praise any one person above all those who helped, but I must thank Keith Orum who, as well as timekeeping, organised all the marshals, David and Mary Birchall, and Stuart Twigg who somehow found time to act as Course Marshal between flying in from America and then flying out to Ireland. I must also thank my son Geraint for tirelessly chauffeuring me around, and Bob and Ruth Williams who valiantly came to the aid of the Anfield. Thanks also to Ben Griffiths our Handicapper.

I hope that you all enjoyed the event and hope that we will see you all back next year. It has come to my attention that several of you did not receive your your startsheet even though I posted them all at the same time at the Post Office here in Buckley. If you did not receive your startsheet and would like one, please let me know and I will print one off for you. May I also remind you that there is a set of photographs of each rider which can be viewed and ordered on the Kimroy website.

Finally, spare a thought for Andy Cook of Chippenham Wheelers who had to withdraw from the race following a high speed collision with a fox. Nothing broken, but an extremely sore hip. Animal lovers will be pleased to know that the fox was apparently unhurt.

See you all next year Peter Catherall

“Never, in the field of Human history, has so much toilet paper been used by so few people in so short a time”. The prodigious use of toilet paper at HQ prior to the race has never ceased to amaze me. I have bought shares in the manufacturers.

After the problems of having to amend the course, it turned out to be a glorious day for the 2nd year on the trot. The large entry for the race, 96 riders, was most pleasing. Congratulations to Andy Bason who was a worthy and easy winner of the race and clearly the fastest at 50 miles. Our congratulations also go to Leah Leonard who just pipped Jill Wilkinson by 39 seconds to take the Lady’s prize. My apologies to both for my initial confusion, but by that time my brain was shutting down to avoid fatal overload. Leah is the 1st winner of the Elaine Hancock Trophy. Well done to Liverpool Century who took the team prize by 14 seconds from Merthyr CC (pob lwc I blwyddyn nesaf). Indeed, congratulations to all prize winners and everyone who completed the race. You may all take pride in finishing.

My thanks go to everyone who helped make this race a success. They are too numerous to mention individually but special mention must go to Bob Williams for his work on the amended course, Gill and Brian Morrison for timekeeping, Ben Griffiths for handicapping and acting as course marshal and Keith Orum for organising all the marshalling. I am also greatly indebted to my son Geraint who patiently chauffeurs me around (I went green and gave up the car years ago when I got a bus pass that enables me to travel freely throughout Wales). There are many other people who helped make this event the success that it was, and my heartfelt thanks go out to all of you.

An apology is owed to several riders. Without my knowledge and without authority from the Club, hasty and incomplete results were posted on the CTT site that erroneously indicated that several riders did not finish. This action, whilst probably well meant, made me and the timekeepers look incompetent and brought the Club into disrepute. We are lodging an official protest with the CTT about their policy that appears to allow anyone to send in a set of results that are unauthorised, invalid or completely bogus, and have them published without question. The Anfield accept their explanation that not all event organisers have access to a computer and therefore the source may be unknown to the CTT. We feel however, that a much stronger caution as to the validity of the results (currently Provisional) should preface such results.

But let’s finish on a happier note. I hope that everyone enjoyed the event and that you will all be back next year. The Anfield enjoyed having you take part and are deeply grateful for your support of the event. We will do our best to ensure that the Anfield ‘100’ remains one of the great events of the British cycling calendar.

See you all next year

All the best

Peter

Peter Catherall
Event Organiser

ANFIELD BICYCLE CLUB

Result of the 2010

ANFIELD ‘100’

**Promoted For And On Behalf Of Cycling Time Trials
Under Their Rules And Regulations**

Monday Bank Holiday 31st May 2010

OFFICIAL RESULT

Fastest Time: W R Donovan Trophy

To be held for 1 year, plus Gold Medal

Plus £100.00

Andy Bason

Team Pedal Revolution.co.uk

Event Time 3:44:12



Approaching Cotwall Mini- Roundabout

**Photograph courtesy of Keith Orum
Anfield Bicycle Club**

SECOND FASTEST RIDER

£50.00 Plus silver medal

David Shepherd G S Stella 4:00:58

THIRD FASTEST RIDER

£40:00 plus bronze medal

Colin Parkinson South West RC-Evans-Pinnacle 4:02:20

FOURTH FASTEST RIDER

£30.00, Lyn Jones Merthyr CC, 4:04:03

FIFTH FASTEST RIDER

£20.00, Neil Skellern Congleton CC, 4:04:16

FASTEST TIME BY A LADY

£80.00 Donated by Alyson France & Co Solicitors
Plus Elaine Hancock Trophy To Be Held For 1 Year

BIKELINE ACCIDENT CLAIMS

125 Brimstage Road, Heswall, Wirral CH60 1XF

Tel 0151 348 440, Email enquiries@alysonfrance.co.uk

Web alysonfrance.co.uk

Leah Leonard

North Shropshire Wheelers 4:38:09

WINNING TEAM

The Ernie Davies Memorial Cup

To be held for 1 year, plus medals

Liverpool Century

Tommy Murphy, Colin Hayes, Michael Loughran

12:49:26

SECOND TEAM

Silver Medals

Merthyr CC

Lyn Jones, Mark Andrews, Rhydian Evans

12:49:40

FASTEST AT 50 MILES

£25.00 (Must finish)

Andy Bason, Team Pedal Revolution.co.uk

1:50:52

HANDICAP PRIZES

FIRST ON HANDICAP

£30.00 Michael Loughran, Liverpool Century RC

Actual time 4:28:29, Handicap 68:00, Time on Handicap 3:20:29

SECOND ON HANDICAP

£20.00 Neil Hornett, Chelmer CC

Actual Time 4:08:52, Handicap 38:00, Time on Handicap 3:30:52

THIRD ON HANDICAP

£10.00 Roy Sumner, Port Sunlight Wheelers

Actual Time 4:20:56, Handicap 49:00, Time on Handicap 3:31:56

TEAM RESULTS

1	Liverpool Century RC	12:49:26
2	Merthyr CC	12:49:40
3	Manchester Wheelers	13:11:32
4	N Shropshire Wheelers	13:55:26
5	Port Sunlight Wheelers	13:57:37
6	M Shropshire Wheelers	14:12:53
7	Kidsgrove Wheelers	15:13:03
8	Hereford & Dist. Whlrs.	15:24:46

VETERAN PRIZES

FASTEST VETERAN ON TIME

£20.00 Andy Bason Team Pedal Revolution.co.uk
3:44:12

FASTEST VETERAN ON STANDARD

£20.00 Peter Wilson Bath CC
4:50:31 (+1:21:59 on standard)

AGE 40 - 49 ON STANDARD

£20.00 Andy Bason Team Pedal Revolution.co.uk
3:44:12 (+1:09:50 on standard)

AGE 50 - 59 ON STANDARD

£20.00 Arthur Winstanley
4:10:06 (+1:13:51 on standard)

AGE 60 - 69 ON STANDARD

£20.00 Adrian Perkin (Tr) Godric CC
5:09:32 (+1:20:29 on standard)

AGE 70+

£20.00 Peter Wilson Bath CC
4:59:31 (+1:21:59 on standard)

FASTEST ON TRIKE (Must finish TA(NW) 50)

£20.00 Martin Badham
6:52:39

FASTEST ON FIXED WHEEL

£10.00 Karl Austin Congleton CC
4:20:53

Vets Standards

No.	Name	Club	Age	Vets Std	100 Time	Vet +/-	
1	32	Peter Wilson	Bath CC	75	6:21:30	4:59:31	+1:21:59
2	41	Adrian Perkin (Tr)	Godric CC	67	6:30:11	5:09:42	+1:20:29
3	51	Arthur Winstanley	Phoenix CC	53	5:23:57	4:10:05	+1:13:51
4	70	David Shepherd	G S Stella	49	5:14:27	4:00:58	+1:13:29
5	100	Andy Bason	Team Pedal Revolution.co.uk	40	4:54:02	3:44:12	+1:09:50
6	90	Colin Parkinson	S W RC-Evans-Pinnacle	48	5:12:09	4:02:20	+1:09:49
7	98	Bryan Cliff	N Shropshire Whlrs	54	5:26:24	4:18:27	+1:07:57
8	81	Richard Howes	Coventry CC	50	5:16:49	4:11:19	+1:05:30
9	80	Neil Skellern	Congleton CC	46	5:07:33	4:04:15	+1:03:17
10	68	Michael Loughran	Liverpool Century RC	56	5:31:18	4:28:29	+1:02:49
11	65	Randle Shenton	Team Swift	52	5:21:35	4:20:18	+1:01:17
12	93	Martin Harney	Manchester Whlrs	47	5:09:51	4:11:20	+0:58:31
13	19	Howard Waller (Tr)	Oxford City RC	45	5:31:18	4:34:57	+0:56:21
14	82	David Brabbin	Wigan Wheelers	53	5:23:57	4:27:37	+0:56:20
15	55	Tony Boardman	Team Swift	54	5:26:24	4:30:10	+0:56:14
16	46	David Wright	Warrington RC	51	5:19:12	4:23:29	+0:55:43
17	23	Dave Unsworth	Hereford & Dist Whlrs	72	6:13:02	5:20:47	+0:52:15
18	72	Ian Woodcock	Wigan Wheelers	49	5:14:27	4:26:22	+0:48:05
19	40	Karl Austin	Congleton CC	46	5:07:33	4:20:53	+0:46:40
20	56	Ralph Dadswell (Tr)	Antelope Racing Team	45	5:31:18	4:45:13	+0:46:05
21	32	Dave Mawhinney	M Shropshire Whlrs	50	5:16:49	4:33:52	+0:42:57
22	77	David Jones	Fibrax Wrexham RC	40	4:54:02	4:11:15	+0:42:47
23	67	Chris Hughes	Hereford & Dist Whlrs	50	5:16:49	4:35:03	+0:41:46
24	86	Jose Pinon-Shaw	Team Probikekit.com	43	5:00:43	4:19:20	+0:41:23
25	71	Colin Hayes	Liverpool Century RC	40	4:54:02	4:13:06	+0:40:56
26	15	Steve Stoddard	Abbotsford Park RC	52	5:21:35	4:40:42	+0:40:53
27	94	Roy Sumner	Port Sunlight Whlrs	43	5:00:43	4:20:56	+0:39:47
28	66	Stewart Wilson	Roy Pink Cycles RT	42	4:58:29	4:21:59	+0:36:30
29	18	David Steele	Lyme Racing Club	70	6:07:32	5:32:41	+0:34:51
30	89	Marina Bloom (W)	Born To Bike	43	5:19:12	4:45:30	+0:33:42
31	9	Chris Dursley	coveryourcar.com	40	4:54:02	4:21:57	+0:32:05
32	29	David Handy	Kidsgrove Whlrs	65	5:54:10	5:22:35	+0:31:35
33	83	Steve Rush	N Norfolk Whlrs	46	5:07:33	4:37:03	+0:30:30
34	38	Terry Hughes	Port Sunlight Whlrs	54	5:26:34	4:58:05	+0:28:19
35	64	Alan Old	Birkenhead N E CC	52	5:21:35	4:56:33	+0:25:02
36	34	John Hassall	S Pennine RC	65	5:54:10	5:31:12	+0:22:58
37	84	Brian Kilgannon	RNRMCA	56	5:31:18	5:08:23	+0:22:55
38	97	Steve Jackson	Macclesfield Whlrs	43	5:00:43	4:38:53	+0:21:50
39	58	Ned Millington	Oswestry Paragon	53	5:23:57	5:09:36	+0:14:21
40	37	Dave Wright	N Shropshire Whlrs	47	5:09:51	4:57:50	+0:12:01
41	48	Kevin Jeffs	Coventry CC	47	5:09:51	4:58:38	+0:11:13
42	20	Graham Smith	Severn RC	43	5:00:43	4:53:07	+0:07:38
43	63	Lynne Skellern (W)	Macclesfield Whlrs	43	5:19:12	5:14:19	+0:04:53
44	10	Don Jenkins	Chester RC	74	6:18:41	6:15:38	+0:03:03
45	12	John Hughes	Liverpool Century RC	43	5:00:43	4:59:38	+0:01:05
46	79	Roger Squire	Fibrax Wrexham RC	41	4:56:14	4:59:21	- 0:03:07
47	99	Miles Jenkins	Chester RC	52	5:21:35	5:29:39	- 0:08:04
48	42	Sarah Mawhinney (W)	M Shropshire Whlrs	46	5:26:24	5:40:44	- 0:14:20
49	6	Ray Legg	W Suffolk Whlrs	64	5:51:34	6:15:50	- 0:24:16
50	8	Jan Zablocki	Kidsgrove Whlrs	60	5:41:20	6:17:42	- 0:36:22
51	5	Martin Badham (Tr)	Breckland CC	60	6:10:17	6:47:39	- 0:37:22
52	39	Peter Baskerville	Kidsgrove Whlrs	52	5:21:35	6:02:57	- 0:41:22

ANFIELD '100' RESULTS 2009

Place	No.	Name	Club	Age	50 Time	100 Time
1	100	Andy Bason	Team Pedal Rev.com	40	1:50:52	3:44:12
2	70	David Shepherd	G S Stella	49	2:00:27	4:00:58
3	90	Colin Parkinson	SW RC-Evans-Pinnacle	48	2:00:17	4:02:20
4	75	Lyn Jones	Merthyr CC	36	1:59:53	4:04:03
5	80	Neil Skellern	Congleton CC	46	2:00:19	4:04:16
6	60	Gordon Leicester	Warrington RC	35	1:59:35	4:07:14
7	91	Tommy Murphy	Liverpool Century RC	37	2:01:29	4:07:51
8	25	Neil Hornett	Chelmer CC	31	2:02:30	4:08:52
9	61	Arthur Winstanley	Phoenix CC	53	2:03:41	4:10:06
10	85	Chris Asher	Matlock CC	38	2:03:09	4:10:28
11	77	David Jones	Fibrax Wrexham RC	40	2:02:59	4:11:15
12	81	Richard Howes	Coventry RC	50	2:03:38	4:11:19
13	93	Martin Harney	Manchester Whlrs	47	2:03:53	4:11:20
14	71	Colin Hayes	Liverpool Century RC	40	2:03:51	4:13:06
15	35	E Charlton-Weedy	Agiska Viner	24	2:03:20	4:17:04
16	78	Mark Andrews	Merthyr CC	39	2:06:47	4:18:15
17	98	Bryan Cliff	N Shropshire Whlrs	54	2:06:32	4:18:27
18	86	Jose Pinon-Shaw	Team Probikekit.com	43	2:08:25	4:19:20
19	30	James Emery	M Shropshire Whlrs	32	2:11:18	4:20:02
20	65	Randle Shenton	Team Swift	52	2:07:44	4:20:18
21	40	Karl Austin	Congleton CC	46	2:09:50	4:20:53
22	94	Roy Sumner	Port Sunlight Wh	43	2:06:12	4:20:56
23	28	Nick Warrington	Manchester Whlrs	38	2:08:55	4:21:02
24	9	Chris Dursley	coveryourcar.co.uk	40	2:08:00	4:21:57
25	66	Stewart Wilson	Roy Pink Cycles RT	42	2:08:48	4:21:59
26	96	Paul Mace	RAF CC	38	2:11:17	4:22:22
27	46	David Wright	Warrington RC	51	2:09:20	4:23:29
28	72	Ian Woodcock	Wigan Wheelers	49	2:10:01	4:26:22
29	45	Paul Jones	Ystwyth CC	36	2:10:16	4:26:28
30	88	Rhydian Evans	Merthyr CC	30	2:10:33	4:27:22
31	82	David Brabbin	Wigan Wheelers	53	2:10:31	4:27:37
32	68	Michael Loughran	Liverpool Century RC	56	2:12:56	4:28:29
33	55	Tony Boardman	Team Swift	54	2:11:12	4:30:10
34	32	Dave Mawhinney	M Shropshire Whlrs	50	2:15:18	4:33:52
35	19	Howard Waller (Tr)	Oxford City RC	45	2:15:17	4:34:57
36	67	Chris Hughes	Hereford & Dist Whlrs	50	2:17:38	4:35:03
37	83	Steve Rush	N Norfolk Whlrs	46	2:18:13	4:37:03
38	36	Leah Leonard (W)	N Shropshire Whlrs	30	2:18:20	4:38:09
39	52	Jill Wilkinson (W)	Port Sunlight Whlrs	36	2:19:16	4:38:48
40	97	Steve Jackson	Macclesfield Whlrs	43	2:14:20	4:38:53
41	49	Mike Rothwell	Manchester Whlrs	32	2:14:58	4:39:10
42	15	Steve Stoddard	Abbotsford Park RC	52	2:20:12	4:40:42
43	26	Mark Brown	Univ Birmingham CC	21	2:19:26	4:42:10
44	56	Ralph Dadswell (Tr)	Antelope Racing team	45	2:17:35	4:45:13
45	89	Marina Bloom (W)	Born To Bike	43	2:18:12	4:45:30
46	14	Richard Kettle	H Middletons	28	2:14:50	4:45:58
47	17	John Swinnerton	Kidsgrove Whlrs	33	2:21:50	4:47:44

ANFIELD '100' RESULTS 2009

Place	No.	Name	Club	Age	50 Time	100 Time
48	51	Catherine Essex (W)	Kings Lynn CC	39	2:21:20	4:47:44
49	20	Graham Smith	Severn CC	43	2:26:15	4:53:07
50	64	Alan Old	Birkenhead NE CC	52	2:20:38	4:56:33
51	37	Dave Wright	N Shropshire Whlrs	47	2:26:07	4:57:50
52	16	Greg Leach	Port Sunlight Whlrs	32	2:28:57	4:57:55
53	38	Terry Hughes	Port Sunlight Whlrs	54	2:26:53	4:58:05
54	48	Kevin Jeffs	Coventry CC	47	2:27:09	4:58:38
55	79	Roger Squire	Fibrax Wrexham RC	41	2:22:03	4:59:21
56	57	Peter Wilson	Bath CC	75	2:28:55	4:59:31
57	12	John Hughes	Liverpool Century RC	43	2:25:26	4:59:38
58	44	Andrew Barratt	Kidsgrove Whlrs	38	2:26:49	5:02:44
59	84	Brian Kilgannon	RNRMCA	56	2:25:58	5:08:23
60	69	Sarah Sutton (W)	San Fairy Ann CC	38	2:33:54	5:08:52
61	58	Ned Millington	Oswestry Paragon CC	53	2:26:44	5:09:36
62	41	Adrian Perkin (Tr)	Godric CC	67	2:24:56	5:09:42
63	63	Lynne Skellern (W)	Macclesfield Whlrs	43	2:36:21	5:14:19
64	13	Fiona Boyd (W)	M Shropshire Whlrs	31	2:49:12	5:18:59
65	23	Dave Unsworth	Hereford & Dist Whlrs	72	2:38:00	5:20:47
66	29	David Handy	Kidsgrove Whlrs	65	2:37:06	5:22:35
67	7	Clare Hebblethwaite	Hereford & Dist Whlrs	W33	2:44:00	5:28:56
68	99	Miles Jenkins	Chester RC	52	?	5:29:39
69	34	John Hassall	S Pennine RC	65	2:40:56	5:31:12
70	18	David Steele	Lyme Racing Club	70	2:44:14	5:32:41
71	42	Sarah Mawhinney(W)	M Shropshire Whlrs	46	2:46:33	5:40:44
72	27	Michael Baskerville	Kidsgrove Whlrs	26	2:47:03	5:55:37
73	39	Peter Baskerville	Kidsgrove Whlrs	52	3:03:23	6:02:57
74	10	Don Jenkins	Chester RC	74	3:07:56	6:15:38
75	6	Ray Legg	W Suffolk Whlrs	64	3:02:45	6:15:50
76	8	Jan Zablocki	Kidsgrove Whlrs	60	2:57:58	6:17:42
77	22	Chris Mothershaw	Kidsgrove Whlrs	25	3:18:24	6:44:08
78	5	Martin Badham (Tr)	Breckland CC	60	3:21:59	6:47:39

Late Start 9 Minute Penalty added to time of Rider No 13

DNS 11*,21*,24*,31, 33,50*,53*,59*, 73*,76*,92* * Apologies

DNF 43*,47,54,62,74,87,95 * Mechanical Failure

TIMEKEEPERS

Gill Morrison
Brian Morrison
John Williams (50)

HANDICAPPER

C R Griffiths

COURSE MARSHAL

C R Griffiths

EVENT ORGANISER

Peter Catherall
49 Elm Grove, Buckley, Flintshire CH7 2LU
Phone 07773587793; e-mail anfield.peter@hotmail.co.uk

To whom all queries regarding these results should be addressed.

ANFIELD BICYCLE CLUB

Result of the 2013

ANFIELD '100'

**Promoted For And On Behalf Of Cycling Time Trials
Under Their Rules And Regulations**

Monday Bank Holiday 27th May 2013

OFFICIAL RESULT

Fastest Time: W R Donovan Trophy

To be held for 1 year, Plus £100.00

John Tanner

Strategic Lions

Event Time 3:45:45



En-Route To Victory

**Photograph Courtesy Of Chris Pickles
Anfield Bicycle Club**

SECOND FASTEST RIDER

£75.00

Andy Wilkinson, Port Sunlight Whlrs 3:50:41

THIRD FASTEST RIDER

£40.00

David Williams, Fibrax Wrexham RC 3:56:16

FOURTH FASTEST RIDER

£30.00, Andy Jackson, Team Swift 3:58:51

FIFTH FASTEST RIDER

£20.00, Tommy Murphy, Liverpool Century 4:03:07

FASTEST TIME BY A LADY

£100.00 Donated by Alyson France & Co Solicitors

BIKELINE ACCIDENT CLAIMS

125 Brimstage Road, Heswall, Wirral CH60 1XF

Tel 0151 348 440, Email enquiries@alysonfrance.co.uk

Web alysonfrance.co.uk

Jill Wilkinson

Port Sunlight Whlrs 4:28:43

WINNING TEAM

The Ernie Davies Memorial Cup

To be held for 1 year, plus Certificates

Fibrax Wrexham RC

David Williams, David Jones, Chris Edmonson

12:28:38

SECOND TEAM

Certificates

Strategic Lions

John Tanner, Nigel Haigh, Garry Hill

12:45:43

VETERAN PRIZES

FASTEST VETERAN ON TIME

**£20.00 John Tanner, Strategic Lions
3:45:45**

FASTEST VETERAN ON STANDARD

**£20.00 John Tanner, Strategic Lions
3:45:45 (+1:05:46 on standard)**

AGE 40 - 49 ON STANDARD

**£20.00 John Tanner, Strategic Lions
3:45:45 (+1:05:46 on standard)**

AGE 50 - 59 ON STANDARD

**£20.00 Arthur Winstanley, Phoenix CC
4:19:39 (+0:43:42 on standard)**

AGE 60 - 69 ON STANDARD

**£20.00 Ray Retter, N Devon Whlrs
5:21:44 (+0:44:52 on standard)**

AGE 70+

**£20.00 Rod Goodfellow, North Lancs RC
5:41:51 (+0:24:52 on standard)**

FASTEST ON TRIKE

(Must finish TA(NW) 50)

**£20.00 Peter Holland, Lincoln Whlrs CC
6:21:59**

ANFIELD '100' RESULTS 2012

Place	No.	Name	Club	Age	100 Time
1	65	John Tanner	Strategic Lions	V65	3:45:45
2	95	Andy Wilkinson	Port Sunlight Whlrs	V42	3:50:41
3	81	David Williams	Fibrax Wrexham RC	34	3:56:16
4	80	Andy Jackson	Team Swift	37	3:58:51
5	55	Tommy Murphy	Liverpool Century	V40	4:03:07
6	60	Nigel Haigh	Strategic Lions	V42	4:03:27
7	76	Dave Fearon	Weaver Valley CC	V49	4:05:10
8	75	Ged Millward	Ilkley CC	V48	4:05:21
9	35	Mike Rothwell	Manchester Whlrs	35	4:11:27
10	85	Neil Skellern	Team Swift	V49	4:14:42
11	86	David Jones	Fibrax Wrexham RC	V43	4:15:22
12	94	Mark Musgrove	N Shrops Whlrs	32	4:15:52
13	40	Chris Edmunson	Fibrax Wrexham RC	36	4:17:00
14	66	Arthur Winstanley	Liverpool Phoenix CC	V56	4:19:39
15	50	Richard Howes	Coventry Road Club	V53	4:20:12
16	70	Peter Ware	ST Helens CRC	38	4:20:35
17	71	Chris Hopkinson	Army Cycling Union	V45	4:23:51
18	45	Colin Hayes	Liverpool Century	V44	4:23:53
19	92	Timothy Rex	N Shropshire Whlrs	V40	4:27:03
20	68	Robert Wilson	Knutsford Tri	V45	4:28:09
21	77	Jill Wilkinson	Port Sunlight Whlrs	W39	4:28:43
22	47	Mark Tickle	Leigh Premier	35	4:28:53
23	57	Jason Breakey	Rhos-on-Sea	26	4:32:28
24	67	Hannah MacDonald	Liverpool Century	W35	4:33:54
25	89	Michael Loughran	Liverpool Century	V59	4:34:21
26	93	Ray Retter	N Devon Whlrs	V67	4:36:52
27	52	Peter Openshaw	Knutsford Tri	V49	4:37:48
28	83	Simon Higgins	Liverpool Century	V53	4:38:27
29	21	Bernard Swinnerton	Lyme Racing Club	V49	4:39:29
30	39	Adrian Billington	Wrekinsport CC	V50	4:40:41
31	53	Alistair Wren	Chester Road Club	36	4:42:38
32	62	Adrian Marshall	Darlington Tri	V43	4:42:47
33	34	Barry Jones	Birkenhead NE CC	V51	4:45:47
34	72	Richard Collins	Oswestry Olympic Tri	V44	4:46:12
35	48	David Clamp	Knutsford Tri	V54	4:47:05
36	29	Ant Cassidy	Liverpool Century	39	4:48:08
37	38	Jon Cheshire	St Helens CRC	V50	4:48:16
38	58	Oliver Johnstone	Knutsford Tri	V44	4:49:06
39	69	David Clarke	Eagle RC	V42	4:50:54
40	44	Mark Brown	Univ Birmingham CC	24	4:51:14
41	4	Leigh Speight	Pedal Sport	33	4:52:26
42	82	Colin Lythe	Oswestry Paragon CC	V44	4:52:31
43	49	John Hatfield	Leeds WestfieldCC	V65	4:52:44
44	78	Dave Pemberton	Born To Bike	V46	4:53:03
45	12	Robert Whittall	Chester Road Club	V42	4:53:47
46	25	Barry Rimmer	Wigan Whlrs	V49	4:55:00
47	54	Garry Hill	Strategic Lions	V58	4:56:11

Place	No.	Name	Club	Age	100 Time
48	87	Steve Jackson	Cheshire Roads Club	V46	4:58:31
49	88	John Swinnerton	Kidsgrove Whlrs	36	4:59:22
50	43	Dave York	Mid Shrops Whlrs	V58	4:59:26
51	18	Ian Williams	Liverpool Century	V47	4:59:40
52	13	Lee Williams	Oswestry Olympic Tri	39	5:01:43
53	5	John Hill	Fibrax Wrexham RC	V43	5:03:12
54	16	Stephen Cross	St Helens CRC	V50	5:07:40
55	46	Helen Tudor	Oswestry Paragon CC	WV44	5:08:04
56	74	John Cornfield	Born To Bike	23	5:10:33
57	9	Michael Hodgkinson	Ashurst BC	32	5:11:52
58	17	Simon Scott	Lyme Racing Club	V44	5:13:15
59	3	Matthew Armitage	Mid Shrops Whlrs	V47	5:13:24
60	24	Sarah Mawhinney	Mid Shrops Whlrs	WV49	5:14:06
61	26	Pete Price	Knutsford Tri	V42	5:15:37
62	30	Jenny York	Mid Shrops Whlrs	WV55	5:16:31
63	37	Rod Goodfellow	North Lancs RC	V74	5:16:59
64	2	Donald Reid	Warrington Tri	V48	5:17:11
65	27	Jeff Fidler	Knutsford Tri	V48	5:17:50
66	10	Steve Heaney	Rhos-on-Sea	V53	5:19:39
67	28	Ben Amesbury	Fibrax Wrexham RC	V41	5:27:54
68	41	Michael Church	45 Road Club	V62	5:28:59
69	31	Fergus Murray	Rhyl CC	V46	5:37:43
70	32	Alfie Shaw	Southport CC	39	5:37:59
71	22	Dave Steel	Hereford Whlrs	V66	5:38:43
72	15	Nick Gillon	Knutsford Tri	V45	5:51:23
73	8	Peter Hall	Kidsgrove Whlrs	V53	5:59:23
74	11	Ian Kellaway	Coventry CC	V53	6:01:24
75	6	Carolyn Hume	Stockport Clarion	WV43	6:02:08
76	7	Peter Holland	Lincoln Whlrs CC	TriV66	6:21:59
77	20	Aaron Riley	Chester Tri	33	7:02:33

Late Start 11, 13, 20, 28, 31, 52, 62

DNS 1*, 19, 36*, 56, 61*, 79*, 84* 90. * Apologies

DNF 14, 23, 33, 42, 51, 59, 63, 64, 73, 91.

TIMEKEEPERS

Gill Morrison
Brian Morrison

COURSE MARSHAL

C R Griffiths

EVENT ORGANISER

Peter Catherall 49 Elm Grove, Buckley, Flintshire CH7 2LU
Phone 07773587793; e-mail anfield.peter@hotmail.co.uk

To whom all queries regarding these results should be addressed.

Vet Standards +/

Pos.	No	Name	Club	Age	Std	Actual	Std+/-
1	65	John Tanner	Strategic Lions	V45	4:51:31	3:45:45	+1:05:46
2	95	Andy Wilkinson	Port Sunlight Whlrs	V49	4:55:34	3:50:41	+1:04:53
3	76	Dave Fearon	Weaver Valley CC	V49	4:55:34	4:05:10	+0:50:24
4	75	Geod Millward	Ilkley CC	V48	4:54:33	4:05:21	+0:49:12
5	60	Nigel Haigh	Strategic Lions	V42	4:48:22	4:03:27	+0:44:55
6	93	Ray Retter	N Devon Whlrs	V67	5:21:44	4:36:52	+0:44:52
7	66	Arthur Winstanley	Liverpool Phoenix CC	V56	5:03:21	4:19:39	+0:43:42
8	55	Tommy Murphy	Liverpool Century	V40	4:46:07	4:03:07	+0:43:00
9	85	Neil Skellern	Team Swift	V49	4:55:34	4:14:32	+0:41:02
10	50	Richard Howes	Coventry Road Club	V53	4:59:49	4:20:12	+0:39:37
11	86	David Jones	Fibrax Wrexham RC	V43	4:49:26	4:15:22	+0:34:04
12	89	Michael Loughran	Liverpool Century	V59	5:07:21	4:34:21	+0:33:00
13	71	Chris Hopkinson	Army Cycling Union	V45	4:51:31	4:23:51	+0:27:40
14	45	Colin Hayes	Liverpool Century	V44	4:50:29	4:23:53	+0:26:36
15	37	Rod Goodfellow	North Lancs RC	V74	5:41:51	5:16:59	+0:24:52
16	49	John Hatfield	Leeds Westfield CC	V65	5:17:29	4:52:44	+0:24:45
17	68	Robert Wilson	Knutsford Tri	V45	4:51:31	4:28:09	+0:23:22
18	83	Simon Higgins	Liverpool Century	V53	4:59:49	4:38:27	+0:21:22
19	92	Tim Rex	N Shrops Whlrs	V40	4:46:07	4:27:03	+0:19:04
20	52	Peter Openshaw	Knutsford Tri	V49	4:55:34	4:37:48	+0:17:46
21	21	Bernie Swinnerton	Lyme Racing Club	V49	4:55:34	4:39:29	+0:16:05
22	39	Adrian Billington	Wrekinsport CC	V50	4:56:36	4:40:41	+0:15:55
23	48	David Clamp	Knutsford Tri	V54	5:00:57	4:47:05	+0:13:52
24	34	Barry Jones	Birkenhead NE CC	V51	4:57:39	4:45:47	+0:11:52
25	30	Jenny York	Mid Shrops Whlrs	WV55	5:26:24	5:16:31	+0:09:53
26	54	Garry Hill	Strategic Lions	V58	5:05:57	4:56:11	+0:09:46
27	38	Jon Cheshire	St Helens CRC	V50	4:56:36	4:48:16	+0:08:20
28	62	Adrian Marshall	Darlington Tri	V43	4:49:26	4:42:47	+0:06:39
29	43	Dave York	Mid Shrops Whlrs	V58	5:05:57	4:59:26	+0:06:31
30	46	Helen Tudor	Oswestry Paragon	WV44	5:13:37	5:08:04	+0:05:33
31	24	Sarah Mawhinney	Mid Shrops Whlrs	WV49	5:19:12	5:14:06	+0:05:06
32	72	Richard Collins	Oswestry Olympic	V44	4:50:29	4:46:12	+0:04:17
33	58	Oliver Johnstone	Knutsford Tri	V44	4:50:29	4:49:06	+0:01:23
34	25	Barry Rimmer	Wigan Wheelers	V49	4:55:34	4:55:00	+0:00:34
35	78	Dave Pemberton	Born To Bike	V46	4:52:32	4:53:03	- 0:00:31
36	82	Colin Lythe	Oswestry Paragon	V44	4:50:29	4:52:31	- 0:02:02
37	69	Dave Clarke	Eagle RC	V42	4:48:22	4:50:54	- 0:02:32
38	12	Robert Whittall	Chester Road Club	V42	4:48:22	4:53:47	- 0:05:25
39	87	Steve Jackson	Cheshire Road Club	V46	4:52:32	4:58:31	- 0:05:29
40	18	Ian Williams	Liverpool Century	V47	4:53:33	4:59:40	- 0:06:07
41	16	Stephen Cross	St Helens CRC	V50	4:56:36	5:07:40	- 0:11:04
42	5	John Hill	Fibrax Wrexham RC	V43	4:49:26	5:03:12	- 0:13:48
43	41	Michael Chirch	45 Road Club	V62	5:12:00	5:28:59	- 0:16:59
44	22	David Steel	Hereford Whlrs	V66	5:19:33	5:38:43	- 0:19:10
45	10	Steve Heaney	Rhos-on-Sea	V53	4:59:49	5:19:39	- 0:19:50
46	3	Matt Armitage	Mid Shrops Whlrs	V47	4:53:33	5:13:24	- 0:19:51
47	2	Donald Reid	Warrington Tri	V48	4:54:33	5:17:11	- 0:22:38
48	17	Simon Scott	Lyme Racing Club	V44	4:50:29	5:13:15	- 0:22:46
49	27	Jeff Fidler	Knutsford Tri	V48	4:54:33	5:17:50	- 0:23:17
50	26	Pete Price	Knutsford Tri	V42	4:48:22	5:15:37	- 0:27:15

Continued on inside back cover

Veteran Standars +/- continued

Pos.	No	Name	Club	Age	Std	Actual	Std+/-
51	28	Ben Amesbury	Fibrax Wrexham RC	V41	4:47:16	5:27:54	- 0:40:38
52	7	Peter Holland	Lincoln Whlrs	TriV66	5:37:07	6:21:59	- 0:44:52
53	31	Fergus Murray	Rhyl CC	V46	4:52:32	5:37:43	- 0:45:11
54	6	Carolyn Hulme	Stockport Clarion	WV43	5:12:28	6:02:08	- 0:49:40
55	8	Peter Hall	Kidsgrove Whlrs	V53	4:59:49	5:59:34	- 0:59:34
56	16	Nick Gillon	Knutsford Tri	V45	4:51:31	5:51:23	- 0:59:52
57	11	Ian Kellaway	Coventry CC	V53	4:59:49	6:01:24	- 1:01:35

TEAM RESULTS

1	Fibrax Wrexham RC	12:28:38
2	Strategic Lions	12:43:45
3	Liverpool Century	13:00:54 13:00:54
4	Knutsford Tri	13:53:02
5	Mid Shrops Whlrs	15:44:01

Thanks For Sunshine

The early morning sky was clear and dominated by a glorious full moon as I was chauffeured to the start. I crossed my fingers and hoped that it would stay dry for the race. Clearly, I must be in good books, because it did.

In dry, but cold and breezy conditions, John Tanner produced an excellent ride to win by nearly 5 minutes. Jill Wilkinson rode a great race to take the title of 'Fastest Lady' closely followed by Hannah MacDonald. Fibrax Wrexham RC were convincing winners of the team prize with David Williams, David Jones and Chris Edmonson.

My thanks go to all those Anfielders, Bob and Ruth Williams, the Pardoes of Seamons CC, and Kidsgrove Wheelers who helped to marshal the event. Thanks also to Ben Griffiths for acting as course marshal and to Dave Birchall and Nigel Fellows who organised the marshals.

Special mention must be made of the timekeepers, Gill and Brian Morrison. They worked under extremely difficult conditions. Remember that riders passed the finish a total of 5 times and each pass has to be recorded. So you have the situation where some riders are finishing whilst other still have another lap to go. In the circumstances they performed admirably.

I hope that all the competitors enjoyed the event, even through gritted teeth and the Anfield hope to see you all back next year.

All the best

Peter

Peter Catherall
Event Organiser



Jill Wilkinson at Cotwall
Photo Chris Pickles